



**D.Y. Patil College of Engineering, Akurdi, Pune-44**  
**Department of Mechanical Engineering**  
**Alumni Feedback on Curriculum**

Email Address	Name of Alumni	Year of Passing	Mobile Number	Industry Name	Designation	How do you find overall infrastructure at DYPCOE ?	Did the Programme (Mechanical Engineering) prepare you for Job/ Higher Studies?	Has your Knowledge gained (Mathematics, Science and Engineering) helped you to cope up with the current job challenge?	Does the institute has provided enough facility & expertise in all subjects?	Do you feel the existing curriculum fulfill the industry requirement (yes/no) ? If no then suggest	During your study, what were the positive aspects of DYPCOE / your department?	What are your suggestions for further improvement at DYPCOE?	After completion of your course, what positive / negative changes you observed now at DYPCOE?
pawarprathamesh720@gmail.com	Prathamesh Sarjerao Pawar	2024	9112212038	Carrier Midea India Pvt Ltd	Process Engineer	Excellent	Yes	Yes	Yes	Yes		Encourage students for extra curricular activities	Support from management
chaitanya8783@icloud.com	Chaitanya Khaire	2024	9922524364	Thermax Global	GAT	Excellent	Yes	Yes	Yes	No Require to give more practical knowledge and explain the working of industry	Helpful	Na	Na
janhaviichavan0712@gmail.com	Janhavi Nagesh Chavan	2024	9307515449	MAN Truck and Bus India Pvt namaste	R and D engineer	Good	Yes	Yes	Yes	Yes	Na	Na	Na
sushantb9489@gmail.com	Sushant Balasaheb Bhawar	2024	09561949869	College	Student	Excellent	Yes	Yes	Yes	Yes	Infrastructure and teaching	NA	All is good
samikshachourpagar@gmail.com	Samiksha Siddharth Chourpagar	2024	9422533005	NA	NA	Excellent	Yes	Yes	No	Yes	facilities are really supportive	Improve lab equipments and I think focus on more industrial visits and try to give more practical knowledge than theoretical	There are improvements and much more better
rushikeshphatangare642@gmail.com	Rushikesh Madhukar Phatangare	2024	9284767411	Telge projects	Business development executive	Very good	Yes	Yes	Yes	No	Supportive	None	None
parthdeshmukh2044@gmail.com	Parth Sanjay Deshmukh	2024	7028412044	Simmonds Marshall LTD	Design Engineer	Excellent	Yes	Yes	Yes	Yes	Good Teaching staff(specially Battu sir,Thakur sir,Phule sir,Hiwase sir)	Focus of analysis softwares in practical	NA
hemangkubde1992@gmail.com	Hemang Shrikant Kubde	2024	9921255740	Hindustan Platinum Pvt Ltd	Graduate Engineer Trainee - Projects	Good	Yes	Yes	No	No Add more industry 4.0 related things And also promote internships as more industry exposure will help students to be industry ready.	Great student teacher relation. Teachers always helped and motivated students.	1. Improve lab facilities 2. Good classroom environment electrical appliances 3. Clean washrooms 4. Promote personality development classes	Positive changes: 1. Basic knowledge was good and helped me in some ways  Negative changes: 1. Because of less industry exposure it was getting tough to cope up with the industry things as I

shreyasjadhav8685@gmail.com	Shreyas Jadhav	2024	9822442895	Ace micromatic	Engineer	Very good	Yes	Yes	Yes	Not enough	Great HOD and faculties	Industrial knowledge...and college should give student opportunity for good internships	Na
prashantnikam2019@gmail.com	Prashant Dnyaneshwar Nikam	2024	9881574473	Worley Service India Pvt Ltd	Junior Engineer	Very good	Yes	Yes	Yes	No	Mechanical	Allow for multiple Companies after selecting	Focus on basics
chintamanisutar68@gmail.com	Chintamani Anil Sutar	2024	9148078288	Savesco Energy India Pvt Ltd	Graduate Engineer Trainee	Excellent	Yes	Yes	Yes	Yes	All things are good	NA	NA
ndhote004@gmail.com	Nayana Dhote	2024	755831090	Carrier Midea India	GET	Very good	Yes	Yes	Yes	Yes	Experienced faculty. Great infrastructure and collaborative environment played a very positive role in	N/A	N/A
adikan42802@gmail.com	Aditya Rajendra Kanke	2024	7039087480	Mechanical	Technical Sales Engineer	Good	No	No	No	No	Supporting staff	Take practical on serious note	Strictness in college has increased which is good thing
vaishnaviratnaparkhi29@gmail.com	Vaishnavi Sambhaji Ratnaparkhi	2024	8446806838	Worley services	Piping design engineer	Excellent	Yes	Yes	Yes	Yes	Faculty	N.A	Placements of the students

Mr Vaibhav V Phule  
Mechanical Dept. Alumni Coordinator

Mrs. Nilam Patil  
Institute Alumni Coordinator

Dr. P. T. Nitnaware  
HOD-Mech





D Y Patil College of Engineering, Akurdi, Pune.  
Department of Artificial Intelligence & Data Science

Timestamp	Name of Alumni	Year of Passing	Mobile Number	Industry Name	Designation	How do you find overall infrastructure at DYP COE?	Did the Program (Artificial Intelligence & Data Science) prepare you for Job/ Higher Studies?	Has your Knowledge gained (Mathematics, Science and Engineering) helped you to cope up with the current job challenge?	Does the institute has provided enough facility & expertise in AI subjects?	Do you feel the existing curriculum fulfil the industry requirement (yes/no)? If no then suggest further improvement?	What are your suggestions for further improvement at DYP COE?	After completion of your course, what positive / negative changes you observed now at DYP COE?	During your study, what were the positive aspects of DYP COE, your department?
11/20/2024 10:09:47	Shweta Subhash Yadav	2024	7058897893	IT	ASE	Excellent	Yes	Yes	Yes	Yes	Let the placement training regarding preparation starts from 3 year so it will be easier for students	Null	The staff was very co-operative
11/20/2024 10:13:48	Anurag Patil	2024	8857026406	IT	Systems Engineer	Excellent	Yes	Yes	Yes	Yes, the curriculum was upto industry standards.	Focus on more practical demonstration than theory.	DYP COE is now Autonomous	Determination and effort of the faculty towards the students to make them industry ready.
11/20/2024 10:14:10	Ankush Awate	2024	7218512199	Wipro	Project Engineer	Good	Yes	Yes	Yes	Yes	More focus on Practical knowledge than theory Classes, encouraging students to participate in hackathon and competition	NA	Good learning environment
11/20/2024 10:23:13	Snehal Nitin Manjare	2024	9175926640	.	.	Good	Yes	No	No	No. Need improvement.	More realistic approach	Helped in my personal growth	Helped in my personal growth
11/20/2024 10:41:51	Mohit Sudhir Bhalerao	2024	7387098889	nil	nil	Very Good	Yes	Yes	Yes	yes	nil	nil	teachers are very friendly and helpful
11/20/2024 10:59:01	Aditya Doiphode	2024	8421722272	Zensar Technologies	Process Executive	Good	Yes	Yes	Yes	Yes	More practical knowledge...	Na	Good teacher expertise
11/20/2024 11:05:00	Shreya Dhurde	2024	8767561969	Financial services	Software engineer	Good	No	Yes	No	No, lacks coding and practical test. And no hold for basics	Keep a thoro check on whether the students are actually learning the subject or just learning and passing exams.	ldk	Teachers where is easy to talk to and we are also helpful.
11/20/2024 11:05:50	Shravane Rajendra Langote	2024	8237774345	NA	NA	Good	Yes	Yes	Yes	Yes	Na	Na	Na
11/20/2024 11:44:26	Chetan Chaudhari	2024	9834619103	IT	Associate Software Engineer	Good	Yes	No	No	No	NA	Na	Na
11/20/2024 13:00:15	Rangdal Rushikesh Somnath	2024	7558329229	IT	Associate Software Engineer	Good	No	No	No	Existing curriculum is not based towards industry requirements. It's more science based	Teachers are good	NA	Supportive teachers but teachers don't have enough teaching skills and syllabus is not industry oriented

11/20/2024 13:46:38	Siddhesh Pardeshi	2024	7083477084	IT	Software Engineer	Good	No	No	No	No	Curriculum is, far outdated	Practical and in-depth knowledge Abandon the culture giving assignments and completing lab manuals Instead make sure student actually understands the practicals Hire talented faculties Make sure they have expertise in their field	One positive point for was that there was alot of flexibility	Some of the subjects like ML, Quantum AI, Data science were helpful and provided required knowledge of the field
11/20/2024 15:22:59	Jayesh Ramchandra Punjabi	2024	7620247515	TCS(IT)	Asst. System Engineer	Excellent	Yes	Yes	Yes	Yes	There should be more practical trainings for such curriculums	Positive (Placements/Autonomous)	Supportive Faculty.	
11/20/2024 16:01:07	Aditya Kaklij	2024	7620513676	Blockchain	Blockchain developer & Founder	Good	No	No	Yes	No. The curriculum is very introductory. There were multiple issues with the initial batch. Ton of issues and delays by the	NA	Positive changes: Our department developed a lot of during our engineering.	1. Perfect HOD sir 2. Relaxed attendance for internships.	
11/20/2024 16:04:16	Shreshtha Somawar	2024	7620647573	Post graduation (MBA)	Student	Good	Yes	No	Yes	NO, curriculum is very redundant and needs more practical application.	give more industry interaction and Inter opportunity for students	nothing still the same	marking Scheme	
11/20/2024 17:05:15	Aniket Kachole	2024	8805202103	NA	NA	Excellent	Yes	Yes	Yes	Yes	NA	NA	NA	
11/20/2024 19:14:19	Nakshatra Mishra	2024	9527025423	NA	NA	Poor	No	No	No	No	Improvement in real intent to teach and make students understand well of the concepts rather than just insem/endsem me ayega toh padhna hai. Teachers should be passionate about the subject and about their teachings. No student loses interest from the first day but eventually it happens due to lack of scope or intent shown by the college for real important things .	Maybe the new batches are taken with more seriousness which is too little too late but good for them.	HOD tried his best to give his best but other things were not at his disposal to help him with the cause I guess. HOD was positive.	
11/20/2024 22:00:44	Yamini Babarao Suryawanshi	2024	8378873492	NA	NA	Excellent	Yes	Yes	Yes	Yes	NA	NA	The professors are all highly qualified in their respective fields and are always willing to go above and beyond to help students understand complex concepts.	



11/21/2024 10:03:05	Nikhil Shinde	2024	8007243335	Worldline Global Services	Graduate Engineer Trainee	Excellent	Yes	Yes	Yes	Yes	NA	Positive : Subjects of curriculum were helpful	Good teaching and department was supportive and excellent
11/21/2024 10:18:52	Riya Latkar	2024	9737544465	IT	Product engineer	Very Good	No	Yes	No	No, curriculum should be updated and practicals should be more focused on and rather than sitting in classroom students should be encouraged to take up internship or any other related things like contest from first year itself. This will develop them to be more job ready and	The suggestions I said before in curriculum section	Nothing	Professors were good, would help out many times.
11/21/2024 10:29:58	Rohan Ramesh Dable	2024	7498969181	IT	Associate Software Engineer	Very Good	Yes	Yes	Yes	Yes	NA	NA	NA
11/21/2024 10:57:51	Vaishnavi Dinesh Kulkarni	2024	7385362396	Capgemini	Software engineer	Very Good	Yes	Yes	Yes	No	More practical knowledge	Na	Supportive teachers
11/21/2024 11:08:05	Ashutosh Shimpi	2024	8087572655	NA	NA	Good	Yes	Yes	Yes	No	Bring companies for internships	NA	Supportive department
11/21/2024 11:08:58	Tejas patade	2024	8097240019	Software Development	SDE 1	Good	No	No	No	No, the order of the subjects is all wrong. Difficult topics are in prior years of the course, which need some fundamentals that are in the latter subjects.	Better and consistent teaching staff. More practical knowledge. Complete portion on time.	None	Labs are well maintained. Teachers are friendly and helpful.

Mrs. Snehal Malpani  
Department Alumni Coordinator

Dr. V. G. Kottawar  
HOD(AI&DS)

Mrs. Nilam Patil  
Institute Alumni Coordinator






**D. Y. Patil College of Engineering, Akurdi, Pune – 44**

**Department of Instrumentation & Control Engineering  
Alumni Association Cell**

Name of Alumni	Year of Passing	How do you find overall infrastructure at DYPCOE ?	Did the Program(Instrumentation branch) prepare you for Job/Higher Studies?	Did the Program (Instrumentation branch) prepare you for Job/Higher Studies?	Knowledge gained (Mathematics, Science and Engineering helped you to cope up with the current job challenge?)	Whether sufficient efforts are taken to develop soft skills?	Does the institute has provided enough facility & expertise in all subjects?	Do you feel the existing curriculum fulfill the industry requirement ? If no then suggest	During your study, what were the positive aspects of DYPCOE / department?	What are your suggestions for further improvement at DYPCOE?	After completion of your course, what positive / negative changes you observed now at DYPCOE?
Naveen Natraj Channi	2024	Excellent	Yes	Yes	Yes	Yes	Yes	yes	Faculty...	Na	
Nikhil Sharma	2024	Very good	Yes	Yes	Yes	Yes	Yes	yes	Staff is Supportive	More training in placement	Improvement in placement
Priyanka Sakhare	2024	Excellent	Yes	Yes	Yes	Yes	Yes	yes	Faculty is very cooperative, good problem solving skills by faculty	No	Good companies for placement
Rohan Hammar	2024	Excellent	Yes	Yes	Yes	Yes	Yes	yes	Staff is supportive	Lab modifications	
Rohit Pingale	2024	Excellent	Yes	Yes	Yes	Yes	Yes	yes	Faculty is very	No.	
Vaibhav Jaju	2024	Excellent	Yes	Yes	Yes	Yes	Yes	yes	The department	No	
Varad Adish Sd	2024	Excellent	Yes	Yes	Yes	Yes	Yes	yes	Infrastructure Na...		









D.Y. Patil College of Engineering Akurdi, Pune-44  
Department of Computer Engineering

Alumni Feedback Responses

Time	Student Name	Year	Mobile Number	Industry Name	Designation	How do you find overall infrastructure at DYPCE ?	Did the Programme (Engineering) prepare you for Job/Higher Studies?	Has your Knowledge gained enough to cope up with all subjects?	Do you feel the existing curriculum is sufficient to meet the requirements of industry?	During your study, what suggestions were provided by the faculty?	What are the negative changes you observed now at DYPCE?	After completion of your course, what positive / negative changes you observed now at DYPCE?
2024/11/	Shaila Aware	2018	774994902	IT	Senior software	Very good	Yes	No	Yes	The faculty includes more learning opportunities now	Nothing yet	
2024/11/	Shivani Rathod	2023	93725650	Amdocs	Software engi	Very good	Yes	No	Yes	The faculty includes more learning opportunities now	Nothing yet	
2024/11/	Rohit Karale	2020	8605858715	Salesforce	Senior Sales	Excellent	Yes	Yes	Yes	Environment Na	Na	
2024/11/	Pranay Hedau	2019	7304388973	Barclays	SDE 2	Very good	Yes	Yes	No	The lab was Curriculum	Na	The maintenance looks old
2024/11/	Samiksha Madhukar Rodke	2024	862607011	Capgemini	Senior Analyst	Excellent	Yes	Yes	Yes	Good Teach Na	Na	
2024/11/	Prayansh Dipak Bachhav	2024	9370735440	Rockwell Automation	GET - Software	Excellent	Yes	Yes	Yes, to the supportive increase in it's good as always	Course completion but Haven't visited after the	Na	
2024/11/	Priyansh Mehta	2023	8003448400	Jio Platform Ltd	Software deve	Excellent	Yes	Yes	No - we shd Faculty work Course curr	heard from juniors it's good	Na	
2024/11/	Srikanth Kulkarni	2023	9307934758	SOFTLINK INTE	Full stack java	Very good	Yes	Yes	Need more Good faculty Na	becomes autonomous when I am leaving	Na	
2024/11/	Shubhan pravin jadhav	2018	9420799683	Checker soft so	Senior Engi	Excellent	Yes	Yes	No, I think Staff is good	Need to im	Yes it's better that dypce	
2024/11/	Pratik Patekar	2019	9145267501	IT	Senior Engi	Excellent	Yes	Yes	No, more p Department	Practical kn	Na	
2024/11/	Vaishnav Kumbhar	2024	9096362517	IT	Associate soft	Very good	Yes	Yes	No	Good	No suggest	Better infrastructure
2024/11/	Kartikesh shelar	2023	9325186803	Mtech	Student	Very good	Yes	Yes	Yes	Faculty	No suggest	Better infrastructure
2024/11/	Komal Chandrakant Alte	2018	9850162773	IT	Senior Softwa	Very good	Yes	Yes	Yes	Teaching std	Not yet	
2024/11/	Tejas Lute	2023	8530024144	IT	Software engi	Excellent	No	Yes	Yes	Teachers we	Lab practical	Faculty
2024/11/	Akshay Nile	2023	9767333097	Cognizant	Programmer	Very good	Yes	Yes	Yes	College Curr	Practical kn	College become Autonomous!

Ms. Namida soni

Dept. Alumni! coordinator

Dr. Mrs M.A. Potey

Mrs. N.S. Potey

182







D.Y.Patil College of Engineering Akurdi, Pune-44  
Department of Computer Engineering  
Alumni Engagement Summary  
A.Y. 2023-24

Date 21/11/2024

r.N	Name of Alumni *	Current Designation *	Organisation	Year of Passing	Topic for guest lecture/ expert lecture/ Workshop / Any other activity *	Date	No. of students benefited
1	Ms. Shruti Jaigaria	Chief Operating Officer	Chaperone Solutions	2022	Guest Lecture	11-07-2023	22
2	Mr. Gaurav Bansal	Software Engineer	Avalara Technologies	2020	Importance of BE Project	29-07-2023	53
3	Mr. Anubhav Kumar	Software Engineer	Success Numbers	2019	Real Time Application Projects	02-08-2023	122
4	Ms. Vrushali Khatane	App Development Analyst	Accenture Pune	2021	The Role of Data Analyst in Industry	10-08-2023	70
5	Mr. Piyush Nikam	Data Scientist -II	Swiggy, Bengaluru,	2016	Online SDP on Essentials of ML from 17th August 2023 to	17-08-2023	50
6	Mr. Ishwar Chavan	Scientific Advisor	IBM	2019	Machine learning applications in Real World	22-08-2023	14 Registered Students
7	Mr. Rahul Rele , Manoj Chhugani	Senior Project Manager, Delivery Manager	Syngenta Services Ltd , Bitwise	1995 , 2005	Motivational session on FE Induction Program	24-08-2023	110
8	Mr. Sanket Jain	IT manager	Behr Paints	2015	SE Induction Program	29-08-2023	112
9	Mr. Dinesh Methwani	Team Lead	Accenture	2011	Avishkar Poster presentation	26-09-2023	24
10	Chirag Bhirud	Cloud consultant	Rapid Circle	2016	Next Gen AI with Cloud Computing	13-03-2024	70
11	Bhagyesh Daga	Jr. Engineer	Bitwise	2019	Cloud Computing overview	13-03-2024	55
12	Dr. Amit Andre	CEO	The Data Tech	2005	Guidelines for Placement	10-07-2024	150+

13	Mr. Dinesh Methwani	Team Lead	Accenture	2011	Expert Talks on Emotional and Psychological health issues and how to manage it	31-07-2024	65
14	Mr. Sanket Jain	IT Manager	BESIR Pvt Ltd	2011	BE Induction	24-07-2024	65
15	Mr. Dinesh Methwani	Team Lead	Accenture	2011	TE Induction, carrier related guidance	24-07-2024	111
16	Mr. Aman Ankit	Professional Services Manager	DNIF Hypercloud	2011	ACES Installation Ceremony 2024	10/08/2024	55
17	Mr. Aman Ankit	Professional Services Manager	DNIF Hypercloud	2011	Seminar on Careers Opportunities in Cyber Security	10/08/2024	55
18	Mr. Indraneel Sarode	Associate Software Engineer	Coditas Solution ,Pune	2024	Expert Lecture on Significance of Operating System Concepts in the preparation of Higher Education.	22/08/2024	32
19	Mr. Aishwarya Kendale	Software Engineer	Veritas Pvt. Ltd	2021	Expert Lecture on Computer Graphics : Animation Using Open GL	10-09-2024	135
20	Mr. Chirag Bhirud	Manager	Software Development Application, Workday	2016	One week FDP on Industry 5.0: Generative Issues in AI	19/08/2024-24/08/2024	112
21	Mr. Manoj Chughani	Delivery Manager	Bitwise Pvt Ltd.	2005	Industrial Visit	19-09-2024	35
22	Dr. Gajanan Walunjkar	Associate Professor	AIT, Pune	PG-2009	As a Session Chair in National Conference on Frontiers in Computing & Artificial Intelligence 2024	24/09/2024	6
23	Dr.Amit Andre	CEO	The Data Tech Labs Inc	2005	As a Session Speaker for ATAL FDP in AIDS	25/09/2024	40
24	Mr. Vishwas Badhe	Research Scholar	IIT Bombay	2016	As a Session Speaker for ATAL FDP in AIDS	26-09-2024	40

25	Mr.Anubhav Kumar	M Tech, IIT Patana	Samsung Research Banglore.	2019	Expert lecture on Fundamentals of Data Structure	09-11-2024	100
26	Mr.Anubhav Kumar	M Tech, IIT Patana	Samsung Research Banglore.	2019	Expert lecture on Object oriented programming	09/11/2024	100



**Ms. Namrata Soni**  
Dept. Alumni Coordinator



**Dr. Mrs. M.A. Potey**  
HoD, Computer Engg.



**Mrs. Nilam S. Patil**  
Institute Alumni Coordinator



Appraisal Assessment Year 1 <sup>st</sup> Jan.2023 to 31 <sup>st</sup> Dec. 2023						
Name of The Institute and Department: DYPCOE, Computer Engineering Department						
Sr. No.	Name of Faculty	Part A	Part B	Grade		Remark/ Observations for Faculty
				Part A	Part B	
1.	Dr. Madhuri Potey	NA	101/250	NA	Satisfactory with warning (40.40%)	<ul style="list-style-type: none"> <li>She has not appeared for Part A as she is not teaching any course even when being asked to do so by the head of the institute. The excuse for the same is the too much institute and campus level activities where she is involved.</li> <li>She has a lot of scope for the publications, patents, copywrites, research project and consultancy as no one is there for the current assessment year</li> <li>As she was not teaching therefore, Innovative pedagogy was not applicable for her.</li> <li>She should be attending FDP/STTP/MOOC Courses to get an understanding of the latest developments in her area.</li> </ul>
2.	Ms. Dhanashri Phalke	211.5/225	165/230	Excellent (94 %)	Excellent (71.74 %)	<ul style="list-style-type: none"> <li>She should take more efforts on her teacher guardian activities and documentations.</li> <li>She had good number of publications but still has good scope of Book, Book chapter, research project, consultancy, Patent related activities.</li> <li>She has been reviewer to the Journal</li> <li>She should involve in organizing the FDP/STTP for faculty members.</li> <li>She should attend more NPTEL/MOOC courses/Atal FDPs</li> <li>She should start interacting with industry to get MOUs signed for college and activities under them.</li> </ul>
3.	Ms. Vaishali Kolhe	193.03/225	145/230	Very Good (85.79 %)	Very Good (63.04%)	<ul style="list-style-type: none"> <li>She should take more efforts on her teacher guardian activities and documentations.</li> <li>She should work on quality publications. Also she is having more scope for patents, consultancy activity.</li> <li>She has completed one AICTE project of SPICES as Co-coordinator.</li> <li>She should organize the FDP/STTP for faculty members.</li> <li>She should attend more NPTEL/MOOC courses/Atal FDPs.</li> <li>She should start interacting with industry to get MOUs signed for college and activities under them.</li> </ul>

Assessor: Dr. Utkarsh Maheshwari



4.	Dr. Shanthi Kumarguru	169.90/225	115/230	Good (75.51 %)	Good (50 %)	<ul style="list-style-type: none"> <li>• She had completed her Ph.D. in 2023.</li> <li>• She should take more efforts on her teacher guardian activities and documentations.</li> <li>• She has been handling various portfolios at department and institute level. Her work in IQAC was appreciated by head of institute.</li> <li>• She has a lot of scope for the publications, copywrites, research project and consultancy as no one is there for the current assessment year</li> <li>• She should involve herself in organizing FDP/STTP for faculty members.</li> <li>• She should attend more NPTEL/MOOC courses/Atal FDPs</li> <li>• She should start interacting with industry to get MOUs signed for college and activities under them.</li> </ul>
5.	Ms. Soudamini Somwanshi	119/225	87/230	Poor (52.88 %)	Poor (37.83 %)	<ul style="list-style-type: none"> <li>• She should be engaging all the classes.</li> <li>• She should involve herself in actively organizing various activities for the students.</li> <li>• She should take more efforts on her teacher guardian activities and documentations as most of them are missing this time.</li> <li>• She should take efforts for the CO-PO attainment calculation and the corrective actions required after that, not shown this time.</li> <li>• She has a lot of scope for the publications, copywrites, research project and consultancy as no one is there for the current assessment year</li> <li>• She should involve herself in organizing FDP/STTP for faculty members.</li> <li>• She should attend more NPTEL/MOOC courses/Atal FDPs</li> </ul>
6.	Ms. Dipali Gohil	171.52/225	158/230	Good (76.23 %)	Very Good (68.70 %)	<ul style="list-style-type: none"> <li>• She is sincere in completing the work assigned to her, also being suggested to complete the task in the minimum stipulated time.</li> <li>• She should organize few activities for students</li> <li>• She should work on getting indexed journal publications, not only the peer reviewed ones.</li> <li>• Should take efforts on getting patent, Book chapter, copywrites.</li> <li>• She should involve in organizing the FDP/STTP for faculty members.</li> </ul>

Appraisal 2023: DYPCOE-Computer Department

7.	Ms. Deepali Rane	202.5/225	184/225	Excellent (90.00 %)	Excellent (80.00 %)	<ul style="list-style-type: none"> <li>• She should take more efforts on her teacher guardian activities and documentations.</li> <li>• She is having good number of publications. She is required to focus on indexed publications.</li> <li>• She should work on writing research project, Patents, Books, copywrites</li> <li>• She should involve in organizing the FDP/STTP for faculty members. Conducted activities for students only.</li> <li>• Her Ph.D is in progress, must work on completing the Ph.D. fast.</li> </ul>
8.	Ms. Nilam Patil	180/225	155/230	Very Good (80 %)	Very Good (67.39 %)	<ul style="list-style-type: none"> <li>• She should take more efforts on her teacher guardian activities and documentations.</li> <li>• She should work on getting indexed journal publications, not only the peer reviewed ones.</li> <li>• Effect of attainment calculation must be understood. i.e. what to do if not attained</li> <li>• Developed product as a part of Inhouse Product Development</li> <li>• Has an International patent. Scope of research project and copywrite</li> <li>• Organized activities for students, but She should involve herself in organizing FDP/STTP for faculty members.</li> <li>• Make sure to use same format for single type of document.</li> </ul>
9.	Ms. Snehal Sarangi	204.05/225	138.5/230	Excellent (90.69%)	Very Good (60.22 %)	<ul style="list-style-type: none"> <li>• She should take more efforts on her teacher guardian activities and documentations.</li> <li>• She should take more efforts on the quality publications.</li> <li>• She is having a book chapter in his credit.</li> <li>• She has a lot scope to work on projects, patents, copywrites and consultancy.</li> <li>• She should involve herself in organizing FDP/STTP for faculty members.</li> <li>• She should attend more NPTEL/MOOC courses/Atal FDPs</li> </ul>

10	Ms. Vishakha Metre	203.91/225	153/230	Excellent (90.63%)	Very Good (66.52%)	<ul style="list-style-type: none"> <li>• She is good in documentation related to academics and teacher guardian.</li> <li>• She should understand the CO-PO attainment and its applicability more in detail.</li> <li>• She should work on getting indexed journal publications, not only the peer reviewed ones.</li> <li>• She should also take efforts on getting research project, consultancy, patent and copywrites.</li> <li>• She should organize FDP/STTP for faculty members.</li> </ul>
11	Ms. Yasmin Khan	183.47/225	115/230	Very Good (81.54%)	Good (50%)	<ul style="list-style-type: none"> <li>• She should organize more activities for the students.</li> <li>• She should take more efforts on her teacher guardian activities and documentations.</li> <li>• She should work on getting indexed journal publications, not only the peer reviewed ones.</li> <li>• She should also take efforts on getting patent and copywrites.</li> <li>• She had organized activities for students but should involve herself in organizing FDP/STTP for faculty members.</li> <li>• She should start interacting with industry to get MOUs signed for college and activities under them.</li> </ul>
12	Ms. Mukta Patil	182.48/225	100/230	Very Good (81.1%)	Satisfactory with warning (43.48%)	<ul style="list-style-type: none"> <li>• She should take more efforts on her teacher guardian activities and documentations.</li> <li>• She has a lot of scope for the publications, patents, copywrites, research project and consultancy as no one is there for the current assessment year</li> <li>• She should be involved in organizing FDP/STTP for faculty.</li> <li>• She should register for Ph.D.</li> </ul>
13	Ms. Pooja Bhondve	180.26/225	111/230	Very Good (80.12%)	Satisfactory with warning (48.26%)	<ul style="list-style-type: none"> <li>• She should take a lot of efforts on her teacher guardian activities and documentations.</li> <li>• She has a lot of scope for the publications, Books, Book chapters, copywrites, Patents, research project and consultancy as no one is there for the current assessment year</li> <li>• She should organize the FDP/STTP for faculty members.</li> <li>• She should start interacting with industry to get MOUs signed for college and activities under them.</li> <li>• She has registered for Ph.D. at MIT WPU.</li> </ul>

Assessor: Dr. Utkarsh Maheshwari

14	Ms. Supriya Sathe	210/225	110/230	Excellent (93.33 %)	Satisfactory with warning (47.83 %)	<ul style="list-style-type: none"> <li>• She has to work on maintaining the teaching documents such as attendance to be proper. Wrong calculation of the Ranks for TG students.</li> <li>• She handles different portfolios at department and institute level.</li> <li>• She should work on getting indexed journal publications, not only the peer reviewed ones.</li> <li>• She should also take efforts on getting patent and copywrites.</li> <li>• She should involve in organizing the FDP/STTP for faculty members.</li> <li>• She should start interacting with industry to get MOUs signed for college and activities under them.</li> </ul>
15	Ms. Reshama Jadhav	210.17/225	80/230	Excellent (93.41 %)	Poor (34.78 %)	<ul style="list-style-type: none"> <li>• She has done excellent work in Part A including the TG activity and academic activities.</li> <li>• She has a lot of scope for the publications, patents, copywrites, research project and consultancy as no one is there for the current assessment year</li> <li>• She should involve in organizing the FDP/STTP for faculty members.</li> <li>• She should start interacting with industry to get MOUs signed for college and activities under them.</li> <li>• She should attend more NPTEL/MOOC courses/Atal FDPs</li> <li>• She should register for Ph.D.</li> </ul>
16	Ms. Namrata Soni	182.71/225	95/230	Very Good (81.20%)	Satisfactory with warning (41.30%)	<ul style="list-style-type: none"> <li>• She should organize more activities for students in Co-curricular or Extra-curricular categories</li> <li>• She should take more efforts on her teacher guardian activities and documentations.</li> <li>• She has a lot of scope for the publications, patents, copywrites, research project and consultancy as no one is there for the current assessment year</li> <li>• She should involve in organizing the FDP/STTP for faculty members.</li> <li>• She should start interacting with industry to get MOUs signed for college and activities under them.</li> <li>• She should register for Ph.D.</li> </ul>




Appraisal 2023: DYPCOE-Computer Department

17	Ms. Dipali Kirange	181/225	95/230	Very Good (80.44 %)	Satisfactory with Warning (41.30 %)	<ul style="list-style-type: none"> <li>• She should involve herself in organizing activities for the students</li> <li>• She should take more efforts on her teacher guardian activities and documentations.</li> <li>• She has a lot of scope for the publications, patents, copywrites, research project and consultancy as no one is there for the current assessment year</li> <li>• She should involve in organizing the FDP/STTP for faculty members.</li> <li>• She should start interacting with industry to get MOUs signed for college and activities under them.</li> </ul>
18	Ms. Anuradha Lamgude	214/225	83/230	Excellent (95.11%)	Poor (36.09 %)	<ul style="list-style-type: none"> <li>• Appraisal is only for 10 months i.e. 2023-24 Sem 1. and partly for Sem 2, 2022-23</li> <li>• She has been excellent in Part A in all points. She had done SWOT analysis for all her G students.</li> <li>• She is handling many portfolios in the department including Appraisal, Examination and others.</li> <li>• She has a lot of scope for the publications, patents, copywrites, research project as no one is there for the current assessment year</li> <li>• She should take efforts in organizing FDP/STTP for the faculty members</li> <li>• She should start working on having collaboration with the industry by having some MOUs and to conduct few activities under that.</li> </ul>
19	Ms. Farhina Sayyad	175.76/225	70/225	Good (78.12 %)	Poor (31.11 %)	<ul style="list-style-type: none"> <li>• Appraisal is not for full year, appraisal is only for 9 months i.e. 2023-24 Sem 1. and partly for Sem 2, 2022-23</li> <li>• She should take more efforts on her teacher guardian activities and documentations.</li> <li>• She has a lot of scope for the publications, patents, copywrites, research project and consultancy as no one is there for the current assessment year</li> <li>• She should involve her in organizing FDP/STTP for students</li> <li>• She should attend STTP/Conferences/ NPTEL/MOOC Courses.</li> <li>• She should start interacting with industry to get MOUs signed for college and activities under them.</li> </ul>

Assessor: Dr. Utkarsh Maheshwari

Appraisal 2023: DYPCOE-Computer Department


20	Ms. Rushali Navale	161/225	55/130	Good (71.56 %)	Satisfactory with warning (42.31 %)	<ul style="list-style-type: none"> <li>• Appraisal is only for 5 months i.e. 2023-24 Sem 1.</li> <li>• She should involve herself in organizing activities for the students with an emphasis on required POs</li> <li>• She should take more efforts on her teacher guardian activities and documentations</li> <li>• She can have more portfolios for the department and institute</li> <li>• She has a lot of scope for the publications, patents, copywrites, research project and consultancy as no one is there for the current assessment year</li> <li>• She should involve her in organizing FDP/STTP for students</li> <li>• She should attend STTP/Conferences/ NPTEL/MOOC Courses.</li> <li>• She should start interacting with industry to get MOUs signed for college and activities under them.</li> </ul>
<div align="right">   <b>Dr. Utkarsh Maheshwari</b>  Assessor </div>						

Appraisal Assessment Year: 1<sup>st</sup> Jan 2023 to 31<sup>st</sup> Dec 2023

Name of Institute: Dr. D Y Patil College of Engineering, Akurdi, Pune-44

## Specific Observations of Faculty Appraisal Assessor about Departmental Faculty members

Overall Observations of Faculty Appraisal Assessment about Departmental Faculty members							
Sr. No.	Particulars	Observations					
1	Name of Department	Computer Engineering					
2	No. of Faculty Members Assessed	20 (Twenty)					
3	No. of Faculty Members categorized as per grade	Part	Excellent	Very Good	Good	Satisfactory	Poor
		A	07	07	04	-	01
		B	02	05	02	07	04
4	Overall Performance	Part A: Very Good			Part B: Good		
5	Observations: Part A (TL Process and TG)	<ul style="list-style-type: none"><li>With reference to documentary proofs provided; Overall impression for Teaching Learning (TL) process is Very good</li><li>Awareness about OBE good and most of the faculties has completed the CO-PO mapping and attainment calculation, but the activity after the attainment calculations is missing.</li><li>More co-curricular and extra-curricular activities for the students must be conducted.</li><li>The hand written notes were visible but for few faculties, the notes are required to be updated time to time.</li><li>A proper mentoring is required to all the newly joined faculties and the young faculties about the procedures which is followed in DYPCOE, so that they can plan the activities accordingly.</li><li>Many of the faculties have just claimed for 1 semester TG activity which they say are not aware to show both semester, which is due to lack of information sharing.</li><li>Proper documentation of the TG students must be there to highlight the individual efforts for the activity.</li></ul>					
6	Observations: Part B (R&D, Consultancy, Trainings, etc.)	<ul style="list-style-type: none"><li>With reference to documentary proofs provided; only few faculties are working to get good publications, for others either no publication or low quality publication. Very few in indexed journals.</li><li>The young faculties are required to be trained to understand how to work for the publications, patent and copywrites.</li><li>To be focused on Consultancy, Patents, Copyrights, publications with industry for better outcomes.</li><li>Efforts to be taken to organize FDP/STTP/Courses for the faculty members which is missing in the department.</li></ul>					


 Name and Sign of Assessor: Dr. Utarsh Maheshwari

Assessor: Dr. Utarsh Maheshwari

Appraisal Assessment Year: 1<sup>st</sup> Jan 2023 to 31<sup>st</sup> Dec 2023

Name of Institute: Dr. D Y Patil College of Engineering, Akurdi, Pune-44

**Observations of Faculty Appraisal Assessor about Institute****General Observations about Department of Computer Engineering**

- Out of twenty faculty members, only Two (10%) are Ph.D. and remaining 18 are still either registered or not registered for Ph.D. Efforts to be taken to complete the Ph.D. at the earliest.
- Most of the faculty members understand the system and are capable to take the department at next level.
- The placement of Computer department is good which is going to improve further.
- The overall representation of the department was very good.

**General Observations about D. Y. Patil College of Engineering**

- Faculty members are well aware about outcome base education system. They have to just understand how to understand what activity to be performed and for what.
- Faculties are asked to take daily reporting of the students which they keep as the attendance of the TGs, but daily reporting to the TG does not mean that student is also attending all the classes. For the same, the class attendances must be considered.
- Most of the Faculty members found sincere.
- Each faculty is overloaded with so many portfolios which reduces the efficiency of the work done. Required to be improved.
- The principal's remarks about the faculty members need to be more specific.
- It would be better if induction training is organized for new faculty members to understand the basic processes followed by DYPCOE.

  
 Name and Sign of Assessor: Dr. Utkarsh Maheshwari



Appraisal Assessment Year 1<sup>st</sup> Jan.2023 to 31<sup>st</sup> Dec. 2023

Name of The Institute and Department: DYPCOE, Information Technology Department

Sr. No.	Name of Faculty	Part A	Part B	Grade		Remark/ Observations for Faculty
				Part A	Part B	
1	Dr. Preeti Patil	158/160	210/245	Excellent (98.75%)	Excellent (85.71%)	<ul style="list-style-type: none"> <li>Result and feedback were excellent for the courses engaged</li> <li>Teacher Guardian activity is not applicable for Dr. Preeti</li> <li>A lot scope is there to work on the research grants</li> </ul>
2	Dr. Abhijit Patankar	210.33/225	194/245	Excellent (93.48 %)	Excellent (79.18 %)	<ul style="list-style-type: none"> <li>He is having good contribution in all the fronts, department, institute and campus level</li> <li>He should work to get research project, consultancy and copywrites</li> <li>He should involve in organizing the FDP/STTP for faculty members.</li> <li>He should start interacting with industry to get MOUs signed for college and activities under them.</li> </ul>
3	Dr. Kalyan Bamane	184.72/210	213/245	Very Good (87.96 %)	Excellent (86.94 %)	<ul style="list-style-type: none"> <li>He should involve herself in organizing activities for the students with an emphasis on required POs</li> <li>Effect of attainment calculation must be understood. i.e. what to do if not attained.</li> <li>He has good number of Scopus publications, should take efforts on SCI publications.</li> <li>He is having patent, books in his name. He should take efforts on getting research projects.</li> </ul>
4	Ms. Arti Patil	195.48/225	176/230	Very Good (86.88 %)	Excellent (76.52 %)	<ul style="list-style-type: none"> <li>She should organize more activities for students in Co-curricular or Extra-curricular categories</li> <li>She should take more efforts on her teacher guardian activities and documentations.</li> <li>She had publications for 2023 but she should work on getting quality publications. She is having more scope for patents, consultancy activity.</li> <li>She should work on getting projects and consultancy</li> <li>She should involve in organizing the FDP/STTP for faculty members.</li> </ul>


5	Ms. Amita Jajoo	215.5/225	176/230	Excellent (95.78 %)	Excellent (76.52 %)	<ul style="list-style-type: none"> <li>• She had been excellent in Part A including teaching and TG activity</li> <li>• She is teaching a course Game Engineering, for which her notes utilized in the university.</li> <li>• She should work on getting quality publication.</li> <li>• She has got consultancy from the AttainDI software</li> <li>• She should involve in organizing the FDP/STTP for faculty members.</li> <li>• She should start interacting with industry to get MOUs signed for college and activities under them.</li> </ul>
6	Ms. Himani Patel	212.84/225	140/230	Excellent (94.60 %)	Very Good (60.87 %)	<ul style="list-style-type: none"> <li>• She had been excellent in Part A for both teaching and teacher guardian activity</li> <li>• She should work on getting indexed journal publications, not only the peer reviewed ones.</li> <li>• She has a scope of research project, consultancy, book publications, Patents, copywrites</li> <li>• She should involve herself in organizing FDP/STTP for faculty members.</li> <li>• She should start interacting with industry to get MOUs signed for college and activities under them.</li> <li>• She should register for Ph.D.</li> </ul>
7	Ms. Dipali Patil	220/225	168/230	Excellent (97.78 %)	Excellent (73.04 %)	<ul style="list-style-type: none"> <li>• She had been excellent in Part A for both teaching and teacher guardian activity</li> <li>• She should work on getting indexed journal publications, not only the peer reviewed ones.</li> <li>• She has a scope of research project, consultancy, book publications, Patents, copywrites</li> <li>• She should start interacting with industry to get MOUs signed for college and activities under them.</li> </ul>
8	Ms. Priyanka Gupta	205.64/225	183/230	Excellent (91.40 %)	Excellent (79.57 %)	<ul style="list-style-type: none"> <li>• She is good in Part A but have to take more efforts in Teacher guardian activities and documentation.</li> <li>• She is working as T&amp;P coordinator of the department and her efforts resulted in International placement.</li> <li>• She has good number of indexed publications and patent to her credit.</li> <li>• She has scope for book chapters, copywrites, research projects.</li> <li>• She should involve herself in organizing FDP/STTP for faculty members.</li> <li>• She should attend more NPTEL/MOOC courses/Atal FDPs</li> </ul>

9	Ms. Rutuja Tikait					ABSENT
10	Mr. Hiranjan Jadhav	199.85/225	119/230	Very Good (88.82 %)	Good (51.74 %)	<ul style="list-style-type: none"> <li>• He is good in academics and the TG activities.</li> <li>• He has conducted various activities as NSS coordinator.</li> <li>• He has to work on the quality publications.</li> <li>• She should involve in organizing the FDP/STTP for faculty members.</li> <li>• She should start interacting with industry to get MOUs signed for college and activities under them.</li> </ul>
11	Ms. Trupti Firake	169.59/225	103.4/230	Good (75.37 %)	Satisfactory with warning (44.96 %)	<ul style="list-style-type: none"> <li>• She has to take efforts to conduct activities for the students.</li> <li>• Effect of attainment calculation must be understood. i.e. what to do if not attained.</li> <li>• She has to work on getting good publication, patent, copywrite, book chapter and others.</li> <li>• She should involve herself in organizing FDP/STTP for faculty members.</li> </ul>
12	Ms. Renuka Patil	207.85/225	116/230	Excellent (92.38 %)	Good (50.43 %)	<ul style="list-style-type: none"> <li>• She should involve herself in organizing activities for the students with an emphasis on required POs.</li> <li>• Effect of attainment calculation must be understood. i.e. what to do if not attained.</li> <li>• She should work on getting indexed journal publications, not only the peer reviewed ones.</li> <li>• She should also take efforts on getting book publication, research project, patent and copywrites.</li> <li>• She should involve herself in organizing FDP/STTP for faculty members.</li> <li>• She should start interacting with industry to get MOUs signed for college and activities under them.</li> <li>• She should register for Ph.D.</li> </ul>

13	Ms. Rajeshwari Kodulkar	158.73/225	67/225	Good (70.55 %)	Poor (29.78 %)	<ul style="list-style-type: none"> <li>Appraisal is only for 10 months i.e. 2023-24 Sem 1. and partly for Sem 2, 2022-23</li> <li>She should involve herself in organizing activities for the students with an emphasis on required POs.</li> <li>Effect of attainment calculation must be understood. i.e. what to do if not attained.</li> <li>She has a lot of scope for the publications, patents, copywrites, research project and consultancy as no one is there for the current assessment year</li> <li>She should involve herself in organizing FDP/STTP for faculty members.</li> <li>She should attend more NPTEL/MOOC courses/Atal FDPs</li> <li>She should start interacting with industry to get MOUs signed for college and activities under them.</li> <li>She should register for Ph.D.</li> </ul>
14	Ms. Suvarna Sonone	174/225	79/225	Good (77.33 %)	Poor (35.11 %)	<ul style="list-style-type: none"> <li>Appraisal is only for 8 months i.e. mostly only 2023-24 Sem 1.</li> <li>She should take more efforts on her TG activities and documentations.</li> <li>Effect of attainment calculation must be understood. i.e. what to do if not attained.</li> <li>She has a lot of scope for the publications, patents, copywrites, research project and consultancy as no one is there for the current assessment year</li> <li>She should involve in organizing the FDP/STTP for faculty members.</li> <li>She should start interacting with industry to get MOUs signed for college and activities under them</li> <li>She should attend more NPTEL/MOOC courses/Atal FDPs</li> </ul>
15	Ms. Geeta Nikude	188/130	60/130	Very Good (83.56 %)	Satisfactory with warning (46.15 %)	<ul style="list-style-type: none"> <li>Her appraisal is only for 6 months i.e. 2023-24 Sem 1</li> <li>She should organize activities for the students with an emphasis on required POs.</li> <li>She should take more efforts on her TG activities and documentations.</li> <li>She has a lot of scope for the publications, patents, copywrites, research project and consultancy work</li> <li>She should involve in organizing the FDP/STTP for faculty members.</li> <li>She should start interacting with industry to get MOUs signed for college and activities under them</li> </ul>



16	Ms. Nilophar Mulani	126.17/225	40/130	Poor (56.08 %)	Poor (30.77 %)	<ul style="list-style-type: none"> <li>• Her appraisal is only for 6 months, thus only 1 semester</li> <li>• She should involve herself in organizing activities for the students with an emphasis on required POs.</li> <li>• She should take more efforts on her teacher guardian activities and documentations.</li> <li>• Handwritten notes were not available</li> <li>• She should be involved in different portfolios in the department and institute</li> <li>• She should work on good publications in form of journal, book, chapter, research project, consultancy.</li> <li>• She should organize the FDP/STTP for faculty members.</li> <li>• She should attend Conference/Workshops.</li> <li>• Take efforts to register for Ph.D. and also MOU</li> </ul>
17	Dr. Suraj Damre	176/225	192/130	Good (78.22 %)	Excellent (100 %)	<ul style="list-style-type: none"> <li>• His appraisal is only for 5 months</li> <li>• She should take more efforts on her teacher guardian activities and documentations. The rank wise documents were missing</li> <li>• Only CO-PO mapping sheet available, not the attainment sheet.</li> <li>• He is having good number of publications in form of journals and books.</li> <li>• He should work to get research project and consultancies</li> <li>• She should involve in organizing the FDP/STTP for faculty members.</li> <li>• She should start interacting with industry to get MOUs signed for college and activities under them.</li> </ul>

18	Ms. Abhilasha Kore	134/180	55/130	Good (74.44 %)	Satisfactory with warning (42.31 %)	<ul style="list-style-type: none"> <li>• Her appraisal is only for 6 months</li> <li>• She should organize activities for the students with an emphasis on required POs.</li> <li>• She has not been given TG as joined late and all batches were allotted by that time.</li> <li>• Effect of attainment calculation must be understood. i.e. what to do if not attained.</li> <li>• She has handled less number of portfolios due to less time. Can be involved in more number of activities.</li> <li>• She should work on good publications in form of journal, book, chapter, research project, consultancy.</li> <li>• She should organize the FDP/STTP for faculty members.</li> <li>• She should attend Conference/Workshops.</li> <li>• Take efforts to register for Ph.D. and also MOU</li> </ul>
<p style="text-align: right;">   <b>Dr. Utkarsh Maheshwari</b>  Assessor </p>						

Appraisal Assessment Year: 1<sup>st</sup> Jan 2023 to 31<sup>st</sup> Dec 2023

Name of Institute: D. Y. Patil College of Engineering, Akurdi, Pune-44

**Specific Observations of Faculty Appraisal Assessor about Departmental Faculty members**

Faculty Appraisal about Departmental Faculty members							
Sr. No.	Particulars	Observations					
1	Name of Department	Information Technology					
2	No. of Faculty Members Assessed	17 (Seventeen)					
3	No. of Faculty Members categorized as per grade	Part	Excellent	Very Good	Good	Satisfactory	Poor
		A	07	04	05	-	01
		B	08	01	02	03	03
4	Overall Performance	Part A: Very Good			Part B: Good		
5	Observations: Part A (TL Process and TG)	<ul style="list-style-type: none"><li>With reference to documentary proofs provided; Overall impression for Teaching Learning (TL) process is Very Good</li><li>Awareness about OBE good but just for the preparation of the mapping and attainment sheet, need to add the activity after the attainments.</li><li>The notes required are being old and required to be updated time to time.</li><li>A proper mentoring is required to all the newly joined faculties and the young faculties about the procedures which is followed in DYPCOE, so that they can plan the activities accordingly.</li><li>For TG activity, newly joined teachers must be educated so that purpose of TG activity can be served.</li><li>Incremental change in the progress of students needs to be shown.</li></ul>					
		<ul style="list-style-type: none"><li>With reference to documentary proofs provided; except few newly joined faculty members overall impression is good.</li><li>The faculties must be trained to identify the fake journals. The efforts have been wasted as by mistake faculties are publishing in the fake journals.</li><li>In single Paper, Patents 5-6 faculty names are there and everyone is claiming it. In place of that, the faculty members must be motivated to write individually which will increase the overall count of the publications and patents of the department.</li><li>The quality of the publications needs to be enhanced.</li><li>To be focused on Consultancy, Patents, Copyrights, publications with industry for better outcomes.</li></ul>					


 Name and Sign of Assessor: Dr. Utkarsh Maheshwari

Appraisal Assessment Year: 1<sup>st</sup> Jan 2023 to 31<sup>st</sup> Dec 2023

Name of Institute: D. Y. Patil College of Engineering, Akurdi, Pune-44

**Observations of Faculty Appraisal Assessor about Institute****General Observations about Department of Information Technology**

- Out of 17 faculty members 04 members are Ph.D. holders. The remaining 13 are still either registered or not registered for Ph.D. Efforts to be taken to complete the Ph.D. at the earliest.
- Common documentary evidences provided were quite good.
- Most of the faculty members understand the system or are eager to learn the system and are capable to take the department at next level.
- The placement of Computer department is good which is going to improve further.
- The overall representation of the department was very good.

**General Observations about D. Y. Patil College of Engineering**

- Faculty members are well aware about outcome base education system. They have to just understand how to understand what activity to be performed and for what.
- Faculties are asked to take daily reporting of the students which they keep as the attendance of the TGs, but daily reporting to the TG does not mean that student is also attending all the classes. For the same, the class attendances must be considered.
- Most of the Faculty members found sincere.
- Each faculty is overloaded with so many portfolios which reduces the efficiency of the work done. Required to be improved.
- The principal's remarks about the faculty members need to be more specific.
- It would be better if induction training is organized for new faculty members to understand the basic processes followed by DYPCOE.

  
 Name and Sign of Assessor: Dr. Utkarsh Maheshwari



Appraisal Assessment Year: 1<sup>st</sup> Jan2023 to 31<sup>st</sup> Dec 2023

Name of Institute and department: D Y Patil College of Engineering, Electronics and Telecommunication  
Engineering Department

Sr No	Name of Faculty	Part A	Part B	Grade	Remark/Observation for faculty
1	Dr.D.G.Khairmar (Professor)	154.3 / 220 70.1%	132.5/ 245 54%	A:- Good B:-Good	a) He has efficiently worked as a CEO. He is suggested to maintain academic documentation properly. b) He needs to carry out student-related activities. c) He needs to work on funded Research Projects. d) He is a PhD Research Guide.
2	Dr.Rutuja Deshmukh (Associate Professor)	193 /220 87.7%	143.5 / 245 58.5%	A:- Very Good B: Good	a) She is working as a HoD of the department. b) She needs to improve academic documentation and seek concerned higher authority signature on the same. c) She has signed an MoU .
3	Dr.Manish Sharma (Associate Professor)	154.36 /220 70.1%	154.75/ 245 63.1%	A:-Good B:- Very Good	a) He has carried out Avishkar Projects and Very Good Contribution in Part B Research. b) He is an Institute Innovation & Incubation Centre Coordinator. e) He is suggested to maintain academic documentation properly.
4	Mrs. Aparna Shinde (Senior Assistant Professor)	205/235 87.2%	139 /230 60.4%	A- Very Good B-Very Good	a) She is the institute timetable coordinator. b) She has systematically carried out academic-related activities. Very Good Efforts. c) She needs to improve her research work d) She is suggested to do Consultancy Work .
5	Trupti Wagh (Senior Assistant	221.47/235 94.2%	154 /230 66.9%	A- Excellent B-Very Good	a) She has meritoriously worked as a TG and maintained all student-related communication records well.

	Professor)				b) She has efficiently worked as a Student Affairs Coordinator. c) She needs to publish a book/chapter. d) She is suggested to carry out consultancy work.
6	Mrs. Usha Jadhav (Senior Assistant Professor)	207/235 88%	158/230 68.6%	A-Very Good B-Very Good	a) She worked as an IETE Coordinator. b) She has efficiently performed all teaching-related activities. Very Good Efforts. c) She needs to improve research publications and perform consultancy work.
7	Mrs. Vishwalata Bagal (Senior Assistant Professor)	211.36/235 89.9%	130/220 56.5%	A-Very Good B-Good	a) She conducted a Think pair and share activity as an Innovative Teaching Pedagogy. b) She needs to improve her research work. c) Good Efforts in Part A Academics.
8	Mrs. Manisha Rajput (Senior Assistant Professor)	220.7/235 93.9%	145/220 63%	A-Excellent B-Very Good	a) She has successfully performed in Part A. b) She worked as an IPR Cell Coordinator. c) She has systematically maintained all academic documentation. Excellent. d) She is suggested to perform consultancy work.
9	Mrs. Sayali N Mane (Senior Assistant Professor)	207.5/235 88.2%	157/220 68.2%	A- Very Good B-Very Good	a) She has granted ROC of copyright and appeared for FER of Patent. Good Efforts. b) She has very well maintained Academic Documentation. c) She needs to publish research paper in Scopus Indexed Journal.
10	Mrs. Shilpa Jagtap (Senior Assistant Professor)	194.68/235 82.8%	149.5/230 65%	A- Very Good B- Very Good	a) Very Good Academic work carried out. b) She needs to improve research consultancy work and to organize STTP/FDP. c) She is suggested to publish Copyright or book/chapter.
11	Mr. V.B.Shere	185.5 /235	98 /220	A- Good B-satisfactory with	a) He is instrumental in signing an MoU and industry connect.

	(Senior Assistant Professor)	78.9%	42.6%	warning	b) Good Consultancy work was carried out. c) He is suggested to carry out research projects as well as publish research work. d) Part A: Good Academic Work
12	Mrs. Swati Aswale (Assistant Professor)	216/235 91.9%	124/230 53.9%	A-Excellent B-Good	a) She has efficiently carried out academic-related activities. Excellent Work. b) She is suggested to attend Refresher Courses/FDP and carry consultancy Work. c) She has published a Patent. Good Efforts.
13	Mrs. Ramnika Jha (Assistant Professor)	188.36/235 80.1%	120/230 52.1%	A- Good B-Good	a) She has Good Contribution in Academics. b) She needs to work hard on the lecture delivery part to improve teaching feedback. c) She is suggested to attend Refresher Courses/FDP and improve TG Student interaction.
14	Mr. Sagar Bhavsar (Assistant Professor)	209/235 88.9%	127/230 55.2%	A- Very Good B-Good	a) He has effectively performed teaching-related activities. b) He needs to publish a research paper and book chapter etc. c) He needs to enhance lecture content delivery part to improve teaching feedback.
15	Mrs. Shailaja Yadav (Assistant Professor)	196.33/235 83.5%	145/230 63%	A- Very Good B- Very Good	a) Very Good Academic work. b) She needs to conduct Content Beyond Syllabus Sessions and Student Activity. c) She is suggested to file a patent/copyright and develop the in-house product.
16	Mr. Yogesh Shirke (Assistant Professor)	187.21/235 79.6%	115/230 50%	A- Good B- Good	a) He worked as an FRA coordinator and efficiently handles the AICTE EOA process. b) Good Academic work. c) He needs a lot of improvement in Research Publication Work.

17	Dr. Prashant Titare (Assistant Professor)	217/235 92.3%	155/230 67.3%	A- Excellent B-Very Good	<ul style="list-style-type: none"> <li>a) Dr. Prashant has Excellent contributions in academic Work.</li> <li>b) He worked as a Reviewer of conference/Journal.</li> <li>c) He has published paper in Scopus Indexed Journal.</li> <li>d) He is suggested to work on Consultancy Project.</li> </ul>
18	Miss. Dipalje Pujari (Assistant Professor)	175.75/235 74.7%	95/230 41.3%	A-Good B-Satisfactory with warning	<ul style="list-style-type: none"> <li>a) She very well carried out academic-related activities.</li> <li>b) She must attend Refresher Courses/FDP.</li> <li>c) She needs a lot of improvement in Research Related Work.</li> <li>d) She is suggested to complete NPTEL Certification or Technical Graded Certification.</li> </ul>
19	Dr.Sarika Patil	210.33/235 89.5%	116.4/230 50%	A- Very Good B- Good	<ul style="list-style-type: none"> <li>a) Very Good Academic Work carried out by her.</li> <li>b) She needs to focus on outcome based activities.</li> <li>c) She is suggested to sign an MoU and organize STTP/FDP/Refresher Courses .</li> </ul>
20	Mrs Mrunali Pant	193.5/235 82.3%	100/230 43.4%	A- Very Good B-satisfactory with warning	<ul style="list-style-type: none"> <li>a) She needs to improve her efforts as a Teacher Guardian.</li> <li>b) She needs a lot of improvement in Research Related Work.</li> <li>c) Good Academic Work .</li> </ul>
21	Mrs. Shraddha Gaikwad	202/235 85.9%	95/230 41.3%	A- Very Good B-Satisfactory with warning	<ul style="list-style-type: none"> <li>a) She is suggested to complete NPTEL Certification or Technical Graded Certification.</li> <li>b) She needs to improve research publication</li> <li>c) Good Academic Work</li> </ul>



#### Observation for Department:

1. Good Academic Efforts are carried out by the subject teacher.
2. Course Files are maintained as per OBE format. However, it is suggested that each student-related activity should have an outcome-based analysis. The learning outcome of each activity needs to be assessed as per BT Level. Course End Survey Analysis is required.
3. Teacher Guardian has efficaciously maintained student attendance as well as meeting records but needs to improve Student Counselling Interaction Records.
4. Department need to conduct Remedial Classes for Slow Learners.

#### Observation for Institute:

1. Very Good Conduction of Teaching Learning Process and In-house Product Development.
2. University Result Analysis for each subject is maintained systematically and mapped in CO/PO attainment process.
3. It is observed that Course OBE File is prepared Commonly by the Subject Teacher irrespective of division wise allotment.

Name of Assessor: Dr Kavita Yogesh Suryawanshi

Sign:

(*Kavita*  
Prof. Dr. Kavita Suryawanshi)

Appraisal assessment Year: 1<sup>st</sup> Jan 20223 to 31<sup>st</sup> Dec 2023

Name of Institute and department: - Dr D Y Patil College of Engineering, Akurdi, Pune and Instrumentation and Control Engineering

Name of Faculty	Part A	Part B	Grade		Remark/Observation for faculty
			Part A	Part B	
Dr. Bhausaheb B Musmade	218.84/235= 93.12	184/245= 75.10	Excellent	Excellent	<ul style="list-style-type: none"> <li>• Remarkable Contribution in Research</li> <li>• Excellent documentation.</li> <li>• Active involvement in overall development of department.</li> <li>• Outstanding contribution for conducting various student activities.</li> <li>• Improve industry connect and consultancy work.</li> </ul>
Mr. Vipin S Vibhute	149/170= 87.64	158/230= 68.69	Very Good	Very Good	<ul style="list-style-type: none"> <li>• Good feedback.</li> <li>• Research publication should be improved.</li> <li>• Exempted for TG work.</li> <li>• Should focus on Research consultancy.</li> <li>• To enhance skill complete MOOC courses</li> </ul>
Mr. Nitin S Mane	202.7/235= 86.25	96/230= 42.60	Very Good	Satisfactory With Warning	<ul style="list-style-type: none"> <li>• Focus on Research publication and I.T.R.</li> <li>• Documentation should be improved.</li> <li>• Complete MOOC courses.</li> <li>• Improve Departmental involvement</li> </ul>
Ms. Rachana R Sangitrao	205/235= 87.23	117/230= 50.86	Very Good	Good	<ul style="list-style-type: none"> <li>• Good documentation</li> <li>• Proactive involvement in academic activities.</li> <li>• Good involvement in Teacher Guardian activities.</li> <li>• Need to improve publication and conduction of various co-curricular activities.</li> </ul>
Mrs. Arti A Utikar	219.67/235= 93.19	142/230= 61.73	Excellent	Very Good	<ul style="list-style-type: none"> <li>• Remarkable academic contribution.</li> <li>• Proactive TG.</li> <li>• Improve publication record.</li> <li>• Improve involvement in student activities.</li> <li>• Focus on research consultancy.</li> </ul>
Mrs. Archana R Kesti	202.71/235= 88.13	99/230= 43.04	Very Good	Satisfactory With Warning	<ul style="list-style-type: none"> <li>• Good academic contribution.</li> <li>• Active TG involvement.</li> <li>• Good result and feedback record.</li> <li>• Improve research publication record.</li> </ul>

					<ul style="list-style-type: none"> <li>• Involvement in conduction various activities should be improved.</li> <li>• Register for NPTEL courses.</li> </ul>
Dr. Yogesh H Patil	176.47/235= 75.09	160/230= 70	Good	Excellent	<ul style="list-style-type: none"> <li>• Good feedback record.</li> <li>• Should improve TG involvement.</li> <li>• Excellent publication record in reputed journals.</li> <li>• Involvement in conduction various activities should be improved.</li> </ul>
Ms. Shital S Patil	211/235= 89.78	78/130= 60	Very Good	Very Good	<ul style="list-style-type: none"> <li>• Appraisal Assessment is for one semester</li> <li>• Good result and feedback record.</li> <li>• Research contribution should be improved</li> <li>• Complete MOOC courses</li> <li>• Self-improvement is needed</li> </ul>
Mrs. Garima Tiwari	210/235= 89.36	71/130= 54.61	Very Good	Good	<ul style="list-style-type: none"> <li>• Appraisal Assessment is for one semester</li> <li>• Active involvement in student activities</li> <li>• Improve industry connect</li> <li>• Research contribution needs to be improved</li> <li>• Register for NPTEL courses .</li> </ul>

#### Observation for Department:

1. Excellent Team Work.
2. Remarkable Efforts in conducting students' activities.
3. Following proper system to keep all Academic Record .
4. Result needs to be improved.
5. Research publication in quality journals needs to increased.
6. Department should focus on research consultancy and grants.

#### Observation for Institute:

1. Efforts in conducting students' activities is observed
2. Documentation is maintained properly
3. Focus on research consultancy and grants.
- 4.

Name of Assessor: Dr Suvarna Patil

Sign: 

## Appraisal assessment Year: 1<sup>st</sup> Jan 2023 to 31<sup>st</sup> Dec 2023

Name of Institute and department: Mechanical Engineering (DYPCOE)

Sr. No	Name of Faculty	Part A	Part B	Grade		Remark/ Observation for Faculty
				Part A	Part B	
12	Dr. Kiran Y Shiralkar	179//230	98/245	77.82% Good	40% Satisfactory With warning	Needs to focus on Part B
13	Dr. Tapobrata Dey	163/170 NO TG	222/245	95.88% Excellent	90.61% Excellent	Excellent work
14	Mr. Vinayak Bembrekar	223/235	186/230	94.89% Excellent	80.86% Excellent	Excellent work. Good efforts.
15	Mrs Swati Dhamale	221/235	194/230	94.04% Excellent	84.34% Excellent	Excellent work. Good documentation
16	Mr. Vaibhav Phule	228/235	145/230	97.02% Excellent	63.04% Very good	Excellent work. Good efforts.
17	Dr. Praveen Nitnaware	160/170 NO TG	220/245	94.11% Excellent	89.79% Excellent	Very good work.
18	Mr. Vijaysing Thakur	230/235	194/230	97.87% Excellent	84.34% Excellent	Excellent work. Need to focus on Patent, copyright, research
19	Mr Vinod Hiwase	196/235	172/230	83.40% Very good	74.78% Excellent	Very good work.
20	M.P Ugale	219/235	194/230	93.19% Excellent	84.34% Excellent	Very good work. Needs to focus on research
21	Krishnakant Mohare	218/235	179/230	92.76% Excellent	77.82% Excellent	Good work. Need to focus on part B.
22	Dr. Vinay Kulkarni	164/170 NO TG	268/245	96.47% Excellent	109.38% Excellent	Excellent work. 109.38% in part B



23	Dr. Lalitrao Amrutsagar	158/170 NO TG, ONE TERM	95/130 NO TG ,ONE TERM	92.94% Excellent	73.07% Excellent	Only one term, hence excellent attempt.
24	Mrs Priyanka Gaikwad	158/225 ONE TERM FEEDBACK	92/230	70.22% Good	40% Satisfactory with warning	Need to focus on part A & B
25	Mr. M S Lohate	193/225 ONE TERM FEEDBACK	92/230	85.77% Very good	40% Satisfactory with warning	Need to focus on part B
26	Mr. Arun Battu	214/235	129/230	91.06% Excellent	56.08% Good	Good work .Need to focus on part B
27	Mr. Sudhakar Giri	188/235	163/230	80% Very Good	70.86% Excellent	Good work .

**Appraisal Assessment Year: 1<sup>st</sup> Jan 2023 to 31<sup>st</sup> Dec 2023**

Name of Institute and department: Mechanical Engineering ( DYP COE)

Specific Observations of Faculty Appraisal Assessor about Departmental Faculty members

Sr. No.	Particulars	Observations					
1	Name of Department	Mechanical Engineering					
2	No. of Faculty Members Assessed	16 ( Sixteen)					
3	No. of Faculty Members categorized as per grade	Part	Excellent	Very Good	Good	Satisfactory with warning	Poor
		A	11	03	02	00	-
		B	11	01	01	03	-

4	Overall Performance	Part A: Excellent	Part B: Very Good
5	Observations: Part A (TL Process and TG)	<ul style="list-style-type: none"> <li>• With reference to documentary proofs provided; Overall impression for Teaching Learning (TL) process is very good.</li> <li>• Awareness about OBE good. Need to be further fostered.</li> <li>• However, notes provided to students must be revised time to time besides only appending new question papers in document.</li> <li>• For TG activity, newly joined teachers must be educated so that purpose of TG activity can be served.</li> <li>• Good documentation in part A</li> </ul>	
6	Observations: Part B (R&D, Consultancy, Trainings, etc.)	<ul style="list-style-type: none"> <li>• Maximum faculty members are interested in research.</li> <li>• To be focused on Consultancy, Patents, Copyrights, publications with industry for better outcomes.</li> </ul>	

Name and Sign of Assessor: Prof Chaya Tirvir



Appraisal Assessment Year: 1<sup>st</sup> Jan 2023 to 31<sup>st</sup> Dec 2023


Name of Institute and department: Mechanical Engineering ( DYPCOE)

Observations of Faculty Appraisal Assessor about Institute

General Observations about Department of Mechanical Engineering ( DYPCOE)	<ul style="list-style-type: none"> <li>• Common documentary evidences provided were V. good.</li> <li>• Good Team work seen.</li> <li>• A Part documentation is v good</li> <li>• Most of the faculty members are humble and capable, they need to be retained.</li> </ul>
General Observations : Mechanical Engineering ( DYPCOE)	<ul style="list-style-type: none"> <li>• Faculty members are well aware about outcome base education system.</li> </ul>

- Most of the Faculty members found sincere.
- It would be better if induction training is organized for new faculty members.

Name and Sign of Assessor: Prof. Chaya Tirvir



Appraisal assessment Year: 1<sup>st</sup> Jan 2023 to 31<sup>st</sup> Dec 2023

Name of Institute and department: - Dr D Y Patil College of Engineering, Akurdi, Pune and Civil Engineering

Name of Faculty	Part A	Part B	Grade		Remark/Observation for faculty
			Part A	Part B	
Dr. A. B. More	214.33/235 = 91.2	233/245= 95.10	Excellent	Excellent	<ul style="list-style-type: none"> <li>• Focusing on overall growth of department as Head of Department</li> <li>• Good Documentation, Motivating faculty to Conduct curricular and Innovative Activities.</li> <li>• Excellent Research Contribution.</li> <li>• Should register for various NPTEL courses.</li> <li>• Focus on research grants and consultancy.</li> <li>• Improve industry connect</li> </ul>
Dr. S.M. Shiyekar	153/170= 90	217.75/245 = 88.47	Excellent	Excellent	<ul style="list-style-type: none"> <li>• Good Documentation</li> <li>• Exempted from TG.</li> <li>• Excellent research profile.</li> <li>• Active involvement in NBA work.</li> <li>• Focus on research Grant and consultancy</li> </ul>
Mrs. S. V. Pataskar	210.5/235= 90	178/230 = 77.39	Excellent	Excellent	<ul style="list-style-type: none"> <li>• Excellent Documentation.</li> <li>• Proactive TG.</li> <li>• Complete PhD as soon as possible.</li> <li>• Remarkable involvement in NBA and NAAC work.</li> </ul>
Dr. Sachine Mane	212.16/235 = 90.21	217/230= 94.34	Excellent	Excellent	<ul style="list-style-type: none"> <li>• Remarkable contribution in Department and Institute level activities.</li> <li>• Excellent contribution in research work.</li> <li>• Focus on IPR and Research grants.</li> </ul>
Mr. Sudhanshu Pathak	170.5/170= 100	221/230= 96.08	Excellent	Excellent	<ul style="list-style-type: none"> <li>• Good documentation.</li> <li>• Continuous Involvement in construction and maintenance work at campus level.</li> <li>• Exempted from TG task.</li> <li>• Contribution in Research work is remarkable.</li> <li>• Complete PhD as early as possible</li> </ul>



Dr. Ashwini Patil	227.83/235 = 96.94	215/230= 93.47	Excellent	Excellent	<ul style="list-style-type: none"> <li>• Remarkable contribution in Department and institute level.</li> <li>• Excellent Documentation.</li> <li>• Contributed in research publication work.</li> <li>• Proactive TG involvement.</li> <li>• Improve involvement in research projects and product development.</li> </ul>
Mrs. Sneha Sawant	232/235= 98.72	194/230= 84	Excellent	Excellent	<ul style="list-style-type: none"> <li>• Proactive involvement in student activities and value added courses..</li> <li>• Good Documentation.</li> <li>• Research contribution is remarkable.</li> <li>• Complete PhD as early as possible.</li> </ul>
Mr. Mahesh V. Totikonda	219.61/235 = 93.19	196/230= 85.21	Excellent	Excellent	<ul style="list-style-type: none"> <li>• Proactive involvement in NSS activities.</li> <li>• Documents is maintained properly.</li> <li>• Contributed in research consultancy.</li> <li>• Should register for various NPTEL courses.</li> <li>• Need to complete Ph.D.</li> </ul>
Mrs. Rohini Khandelwal	212/235= 90.21	170/230= 73.91	Excellent	Excellent	<ul style="list-style-type: none"> <li>• Active involvement in student activity.</li> <li>• Involvement in ERP activities.</li> <li>• Need to Register for PhD.</li> <li>• Good Documentation.</li> </ul>
Mr. Avadhut Kulkarni	231.5/235= 98.51	170/230= 73.91	Excellent	Excellent	<ul style="list-style-type: none"> <li>• Good documentation.</li> <li>• Proactive in departmental activities.</li> <li>• Need to improve research publication.</li> <li>• Need to involve in research projects and consultancy.</li> </ul>
Mr. Rajvardhan Patil	236/235= 100	179/230= 77.82	Excellent	Excellent	<ul style="list-style-type: none"> <li>• Excellent Documentation.</li> <li>• Good Result and Feedback record.</li> <li>• Remarkable contribution in academic activities</li> <li>• Need to improve research contribution.</li> <li>• Improve involvement in consultancy.</li> </ul>
Mrs. Prital Kalasur	214.8/235 = 91.40	198/230= 86.08	Excellent	Excellent	<ul style="list-style-type: none"> <li>• Excellent documentation.</li> <li>• Remarkable academic contribution.</li> <li>• Good Research contribution.</li> <li>• Proactive TG and involved in student activities.</li> <li>• Need to improve involvement in research projects.</li> </ul>

Mr. Mukund Chougale	218.39/235 = 92.93	160/230= 70	Excellent	Excellent	<ul style="list-style-type: none"> <li>Course file and documents are maintained properly.</li> <li>Contribution in academics is remarkable.</li> <li>Active involvement in departmental work.</li> <li>Consultancy involvement is needed.</li> </ul>
Mrs. Aaradhana Chavan	234.7/235= 99.60	186/230= 80.86	Excellent	Excellent	<ul style="list-style-type: none"> <li>Contribution in academics is remarkable</li> <li>Excellent Documentation.</li> <li>Good TG Contribution</li> <li>Motivate students for participation in co-curricular activities.</li> <li>Improve involvement in consultancy</li> </ul>
Mrs. Sharmistha Chakraborty	214/235= 91.06	140/130= 100	Excellent	Excellent	<ul style="list-style-type: none"> <li>Active participation in BE project coordinator</li> <li>Good documentation.</li> <li>Improve research contribution.</li> <li>Contribution in TG activities is remarkable.</li> <li>Improve research contribution and consultancy</li> <li>Appraisal assessment is only for one semester</li> </ul>
Mrs. Bharti Misal	202/235= 85.35	84/130= 64.16	Very Good	Very Good	<ul style="list-style-type: none"> <li>Good academic contribution.</li> <li>Active involvement in student activities.</li> <li>Involvement in TG activity should be improved.</li> <li>Improve Research Contribution</li> <li>Appraisal assessment is only for one semester</li> </ul>
Mrs. Neha Bagdiya	233/235= 99.14	155/230= 67.39	Excellent	Very Good	<ul style="list-style-type: none"> <li>Excellent documentation.</li> <li>Proactive involvements in departmental activities.</li> <li>Complete NPTEL certification.</li> <li>Register for PhD.</li> <li>Need to improve publication.</li> </ul>
Mrs. Sukhada Shelar	226/235= 96.17	107/230= 46.52	Excellent	Satisfactory with Warning	<ul style="list-style-type: none"> <li>Good academic record.</li> <li>Improve publication and research contribution.</li> <li>Involvement should be improved in conducting FDP's/Workshop.</li> <li>Improve industry connect.</li> </ul>
Mrs. Mrulalini Shewale	221/235= 94.04	112/230= 48.68	Excellent	Satisfactory with Warning	<ul style="list-style-type: none"> <li>Academic contribution is remarkable.</li> <li>Documentation maintained properly.</li> <li>Research contribution should be improved.</li> <li>Focus on publication.</li> </ul>

Mr. Mukesh Dhatunde	180/235= 76.59	124/230= 53.91	Good	Good	<ul style="list-style-type: none"> <li>• Academic contributions should be improved</li> <li>• Active involvement in conducting various students activities should be enhanced</li> <li>• Improve research contribution</li> <li>• Complete MOOC courses.</li> </ul>
Mrs. Rutuja Deshmukh	203/235= 86.38	95/230= 41.30	Very Good	Satisfactory with Warning	<ul style="list-style-type: none"> <li>• Research and Self-development is needed.</li> <li>• Active participation is expected in organizing and attending FDP/Workshop.</li> <li>• Complete NPTEL/MOOC courses.</li> <li>• Improve Publication Record</li> </ul>
Dr. Meenakshi Dhanuskar	230/235= 97.87	138.5/230 60.21	Excellent	Very Good	<ul style="list-style-type: none"> <li>• Proactive involvement in different student association.</li> <li>• Good Documentation.</li> <li>• Improve industry interaction.</li> <li>• Improve involvement in Research consultancy</li> <li>• Research contribution should be improved</li> </ul>
Mrs. Aparna Gaikwad	Not Completed as resigned from her duties				
Mrs. Yugandhara Ingle	Not Completed as resigned from her duties				

#### Observation for Department:

1. Active Participation in FDP, Workshops and Seminar
2. Most of the faculties have registered for Phd
3. Observed good Contribution in Laboratory development by few faculty
4. Research work and Publication done by all faculties

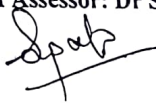
5. Should increase NPTEL and MOOC certification
6. TE student training not conducted for Academic Year 2022-23
7. Focus on consultancy work and research grant.

**Observation for Institute:**

1. Efforts in conducting students' activities is observed
2. Documentation is maintained properly
3. Focus on research consultancy and grants

**Name of Assessor: Dr Suvarna Patil**

**Sign:**





# Appraisal assessment Year: 1<sup>st</sup> Jan 2023 to 31<sup>st</sup> Dec 2023

Name of Institute and department: Robotics & Automation Engineering (Production Engineering)

Sr. No	Name of Faculty	Part A	Part B	Grade		Remark/ Observation for Faculty
				Part A	Part B	
1	Mr. Vipul P Rathod Only one term	176.20/210	53/130	83.90% Very good	40.76% Satisfactory with warning	Needs to focus on Part B
2	Mrs Tejas A Jadhav Only one term	185/210	80/130	88.09% Very good	61.53 Very Good	Needs to focus on Part 'B'
3	Dr. Yogesh G Kamble No TG	142.53/170	122/230	83.84% Very good	53.04% Good	Needs to focus on Part 'B'. Patent, copyright, paper writing
4	Mr. Nilesh Mahajan	212.33/245	127/230	86.66% Very good	55.21% Good	Needs to focus on Part 'B'. Patent, copyright, paper writing
5	Mrs. Deepali V Kotkar	196/245	92/230	80% Very Good	40% Satisfactory with warning	Needs to focus on Part 'B'.
6	Mrs Shraddha A Bugade	196/245	100/230	80% Very Good	43.47% Satisfactory with warning	Needs to focus on research & consultancy
7	Mrs Sujata U Khirao Only one term feedback	199.53/235	92/230	84.90% Very Good	40% Satisfactory with warning	Needs to focus on Part 'B'.
8	Mr Rohit Jadhav	221/245	127/230	90.20% Excellent	55.21% Good	Needs to focus on Part 'B'. Patent, copyright, paper writing
9	Mr. Pradnesh R Padave	225/245	149/230	91.83% Excellent	64.78% Very good	Needs to focus on research
10	Dr. Nitin Kamble NO TG	157.61/170	195/245	92.71% Excellent	79.59% Excellent	-
11	Dr. Sandeep Sarnobat NO TG	170/170	209/245	100% Excellent	85.30% Excellent	-

				Excellent	Excellent	
--	--	--	--	-----------	-----------	--

### Appraisal Assessment Year: 1<sup>st</sup> Jan 2023 to 31<sup>st</sup> Dec 2023

Name of Institute and department: Robotics & Automation Engineering (Production Engineering)

#### Specific Observations of Faculty Appraisal Assessor about Departmental Faculty members

Sr. No.	Particulars	Observations					
1	Name of Department	Robotics & Automation Engineering (Production Engineering)					
2	No. of Faculty Members Assessed	11 ( Eleven)					
3	No. of Faculty Members categorized as per grade	Part	Excellent	Very Good	Good	Satisfactory	Poor
		A	04	07	-	-	-
		B	02	02	03	04	-
4	Overall Performance	Part A: Very Good			Part B: Good		
5	Observations: Part A (TL Process and TG)	<ul style="list-style-type: none"><li>With reference to documentary proofs provided; Overall impression for Teaching Learning (TL) process is very good.</li><li>Awareness about OBE good. Need to be further fostered.</li><li>However, notes provided to students must be revised time to time besides only appending new question papers in document.</li><li>For TG activity, newly joined teachers must be educated so that purpose of TG activity can be served.</li></ul>					
6	Observations: Part B (R&D, Consultancy, Trainings, etc.)	<ul style="list-style-type: none"><li>With reference to documentary proofs provided; need to focus on part B</li><li>To be focused on Consultancy, Patents, Copyrights, publications with industry for better outcomes.</li></ul>					
Name and Sign of Assessor: Prof Chaya Tirvir							

Appraisal Assessment Year: 1<sup>st</sup> Jan 2023 to 31<sup>st</sup> Dec 2023

Name of Institute and department: Robotics & Automation Engineering (Production Engineering)

Observations of Faculty Appraisal Assessor about Institute

General Observations about Department of  
Robotics & Automation Engineering

- Common documentary evidences provided were good.
- Good Team work seen.
- Most of the faculty members are humble and capable, they need to be retained.

General Observations Robotics &  
Automation Engineering

- Faculty members are well aware about outcome base education system.
- Most of the Faculty members found sincere.
- It would be better if induction training is organized for new faculty members.

Name and Sign of Assessor: Prof. Chaya Tirvir



Appraisal Assessment Year: 1<sup>st</sup> Jan2023 to 31<sup>st</sup> Dec 2023

Name of Institute and department: D Y Patil College of Engineering, AI & Data Science Department

Sr No	Name of Faculty	Part A	Part B	Grade	Remark/Observation for faculty
1	Dr. Vinayak Kottawar	155.5/220 70.6%	124.5/240 51.8%	A: Good B: Good	<ol style="list-style-type: none"> <li>1. Dr Vinayak K. is working as a HOD (AI DS).</li> <li>2. He needs to maintain academic documentation properly and improve research publication.</li> <li>3. As an associate Professor, Faculty is suggested to work on funded project and consultancy.</li> </ol>
2	Dr.Bhagyshree Tingare	219/235 93.1%	161.5/225 71.7%	A-Excellent B-Excellent	<ol style="list-style-type: none"> <li>1. Excellent Academic Work.</li> <li>2. She has effectively carried out Student-related activities.</li> <li>3. She is a recognized Research Co Guide with JJTU University. Good Contribution to Patent Publication. She will be an asset to Organization.</li> </ol>
3	Mr. Prateek Chopade	221.5/235 94.2%	114.5/225 50.8%	A-Excellent B-Good	<ol style="list-style-type: none"> <li>1. He is working as a Program Coordinator. Good academic contributions.</li> <li>2. Need to improve quality research publications with Scopus/Web of Science Indexed Journal.</li> <li>3. He is suggested to work on Consultancy.</li> </ol>
4	Mrs.Manasi Karajagar	220/235 93.6%	115/225 51.1%	A-Excellent B: Good	<ol style="list-style-type: none"> <li>1. She has very good contribution to teaching-learning process.</li> <li>2. Faculty has systematically maintained all records in a TG File. Good TG Efforts.</li> <li>3. She needs to improve her research publication.</li> </ol>
5	Mrs. Tejali Katkar	216/235 91.9%	83/225 36.8%	A-Excellent B-Poor	<ol style="list-style-type: none"> <li>1. She has very well carried out all academic-related work. Good Efforts in academics.</li> <li>2. She needs to publish the research paper as well as Book chapter.</li> </ol>



					3. Faulty has suggested to do NPTEL or Technical Graded Certification or Mooc's Courses. 4. Good Efforts in Patent Publication.
6	Mrs.Pranjali Bahalkar	218/235 92.7%	146/225 64.8%	A-Excellent B-Very Good	1. Faculty has very good contributions in academics as well as research work. 2. She has very well maintained all TG Records. 3. She is suggested to work on Consultancy and Funded Project.
7	Mrs.Neeta Mahale	219/235 93.1%	139/225 61.7%	A-Excellent B-Very Good	1. She has excellent contribution in teaching-learning process. She efficiently maintained Course OBE File. 2. Faulty has suggested to improve Research Publication. 3. Need to complete NPTEL or Technical Graded MOOC Certification.
8	Mrs.Trupiti Lonkar	203.5/235 86.5%	74.5/225 33.1%	A- Very Good B- Poor	1. Good Academic Work. 2. Faulty has suggested to organize STTP/Refresher Courses/ Faculty Development Programs. 3. Need to work on Research and complete NPTEL or Technical Graded MOOC Certification.
9	Mrs.Surbhi K.	197.5/235 84%	65/130 50%	A-Very Good B-Good	1. As a Teacher Guardian, Impact Analysis Records of each allotted student need to maintain properly as well as Student Counselling records can be improved further. 2. Good Academic Work and University Result Analysis. 3. She is suggested to improve Research Publication.
10	Chandrakala Mishra	197.5/235 84%	67/130 51.5%	A-VGood B-Good	1. Faulty has suggested to attend Conferences STTP/ QIP/Refresher Courses/ Faculty Development Programs of One Week 2. Good Academic Work. 3. Need to complete NPTEL or Technical Graded MOOC Certification.

11	Mrs.Pallavi Shingade	191/235 81.2%	62/130 47.6%	A-VGood B-Satisfactory with warning	<ol style="list-style-type: none"> <li>1. Very Good maintained academic documentation. Very Good Academic Work.</li> <li>2. Need to conduct Student Related Teaching Activity.</li> <li>3. Need a lot of improvement in Part B -Research Related Work.</li> </ol>
12	Mrs.Rasika Wattamwar	182/235 77.4%	60/130 46.1%	A-Good B-Satisfactory with warning	<ol style="list-style-type: none"> <li>1. Good Academic Work.</li> <li>2. She has to improve Part B -Research Related Work.</li> <li>3. She is suggested to attend Conferences/Workshop/Symp/Seminar.</li> </ol>
13	Mrs.Devyani Patil	196/235 83.4%	67/130 51.5%	A- VGood B-Good	<ol style="list-style-type: none"> <li>1. Very Good Academic Work.</li> <li>2. Need to complete NPTEL or Technical Graded MOOC Certification.</li> <li>3. She has suggested to publish research paper in Scopus indexed Journal.</li> </ol>
14	Ms.Rajshri Ingale	194/225 82.5%	67/130 51.5%	A-veryGood B-Good	<ol style="list-style-type: none"> <li>1. Good Academic Work.</li> <li>2. She needs to develop In-house Product.</li> <li>3. She is suggested to improve Research Publication.</li> </ol>
15	Mrs.Anagha Jawalkar	190/225 80.8%	105/225 46.6%	A-Very Good B- Satisfactory with warning	<ol style="list-style-type: none"> <li>1. Very Good Academic Work.</li> <li>2. She has suggested to publish research paper in Scopus indexed Journal.</li> <li>3. She need to improve Part B Research Related Work.</li> </ol>
16	Mrs.Supriya Patil	187/235 79.5%	55/130 42.3%	A-Good B- Satisfactory with warning	<ol style="list-style-type: none"> <li>1. As a Teacher Guardian, Impact Analysis Records of each allotted student need to maintain properly as well as Student Meeting records need to improve.</li> <li>2. Good Academic Work</li> <li>3. She has suggested to publish research paper and to complete NPTEL /MOOC Certification.</li> </ol>

1. Course File is very well maintained by each teacher and Good academic efforts are carried out by each subject teacher.
2. Department need to conduct Remedial sessions for slow learner's students.
3. Teacher Guardian has efficaciously maintained student attendance records but needs to improve the impact Analysis of each student as well as Counseling Remarks.
4. Department need to organize FDP/STTP/QIP/Refresher Courses of 1or 2 Week as well as Student Related Activities.

**Observation for Institute:**

1. Very Good Academic work. Very Good Number of Theory sessions are conducted by each faculty member.
2. New Joining Faculty need to encourage to do NPTEL Technical Certifications.
3. It is observed that Associate Professor Faculty Workload is less as compare to AICTE norms.
4. It is observed that AIDS department Course OBE File is prepared Commonly by the Subject Teachers irrespective of division wise allotment.

**Name of Assessor: Dr Kavita Yogesh Suryawanshi**

Sign:



# Appraisal Assessment Year 1<sup>st</sup> Jan.2023 to 31<sup>st</sup> Dec. 2023

Name of The Institute and Department: D.Y.Patil College of Engineering ,Akurdi,Pune.Department:- First Year Engineering

## Senior Associate Professor

Sr. No.	Name of Faculty	Part A (Out of 170)	Part B (Out of 240)	Grade		Remark/ Observations for Faculty
				Part A	Part B	
1	Dr. S. K. Babar	164	126	Excellent (96.47 %)	Good (52.50 %)	<ul style="list-style-type: none"> <li>Excellent in Part A</li> <li>Working effectively as FE dean.</li> <li>Actively involved in campus level activities.</li> <li>Focus on publications, patents &amp; research project is required.</li> </ul>

## Associate Professor

Sr. No.	Name of Faculty	Part A (Out of 220 )	Part B (Out of 240)	Grade		Remark/ Observations for Faculty
				Part A	Part B	
2	Dr. Manisha Tanwer	205	125	Excellent (93.18 %)	Good (52.08 %)	<ul style="list-style-type: none"> <li>Excellent in Part A.</li> <li>Documents are well maintained.</li> <li>Actively involved in campus level activities.</li> <li>Scope in publications, patents, etc.</li> </ul>

## Senior Assistant Professor

Sr. No.	Name of Faculty	Part A (Out of 235)	Part B (Out of 220)	Grade		Remark/ Observations for Faculty
				Part A	Part B	
3	Dr. M. A. Sutar	220	117	Excellent (93.61 %)	Good (53.18 %)	<ul style="list-style-type: none"> <li>Part A is excellent.</li> <li>Excellent in academic process.</li> <li>Can focus on publications, patents &amp; research projects</li> </ul>

## Assistant Professor

Sr. No.	Name of Faculty	Part A (Out of 235 )	Part B (Out of 215)	Grade		Remark/ Observations for Faculty
				Part A	Part B	
4	Mr. Amit Uphad	206	107	Very Good (88 %)	Good (50 %)	<ul style="list-style-type: none"> <li>Good in both Part A &amp; Part B.</li> <li>TG activity is handled in good manner but scope in result improvement.</li> <li>Can focus on publications, patents.</li> </ul>

6	Mr. Somnath Naykawadi	211	90	Excellent (90 %)	Satisfactory with Warning (42 %)	<ul style="list-style-type: none"> <li>Part A is excellent.</li> <li>Need to focus on part B.</li> </ul>
7	Dr. Pranjali Shinde	228	173	Excellent (97 %)	Excellent (80 %)	<ul style="list-style-type: none"> <li>Excellent in Part A.</li> <li>Excellent in Part B.</li> <li>Can go for consultancy and research projects.</li> </ul>
8	Mr. Santosh Damkondwar	195	107	Very Good (83 %)	Good (50 %)	<ul style="list-style-type: none"> <li>Part A is adequate, but more scope in improvement.</li> <li>Scope in result improvement.</li> <li>More efforts are required on research, consultancy, patents, etc</li> </ul>
9	Mrs. Deepali Dubal	220	125	Excellent (94 %)	Good (58 %)	<ul style="list-style-type: none"> <li>Documentary evidences produced for part A are appropriate.</li> <li>Good in research and development however can focus on patent filing.</li> </ul>
10	Mr. Ramesh Sul	230	109	Excellent (98 %)	Good (51 %)	<ul style="list-style-type: none"> <li>Excellent in Part A</li> <li>Can focus on publications, patents etc</li> </ul>
11	Dr. Ganesh Gosavi	205	165	Very Good (87 %)	Excellent (77 %)	<ul style="list-style-type: none"> <li>In teaching learning process seems to be good.</li> <li>Excellent in Part B.</li> <li>TG activity can be improved.</li> <li>Needs attention on patents and copyrights filing.</li> </ul>
12	Mrs. Vrushali Patil	226	129	Excellent (96 %)	Very Good (60 %)	<ul style="list-style-type: none"> <li>Score in both parts is appreciable</li> <li>Can go for consultancy and research projects</li> </ul>
13	Ms. Neeta Katariya	221	107	Excellent (94 %)	Good (50 %)	<ul style="list-style-type: none"> <li>Excellent in Part A</li> <li>Can focus on publications, patents etc</li> </ul>
14	Mrs. Sabrina Kazi	221	137	Excellent (94 %)	Very Good (64 %)	<ul style="list-style-type: none"> <li>Score in both parts is appreciable.</li> <li>Needs attention on patents and copyrights filing.</li> </ul>
15	Mr. Sandip Gaikar	222	92	Excellent (95 %)	Satisfactory with Warning (43 %)	<ul style="list-style-type: none"> <li>Excellent in Part A</li> <li>Need to focus on publications, patents etc</li> </ul>
16	Mrs. Komal Desai	225	87	Excellent (96 %)	Satisfactory with Warning (41 %)	<ul style="list-style-type: none"> <li>Excellent in Part A</li> <li>Particularly initial focus is required on publications.</li> </ul>



### Newly Joined (One Semester ) Appraisal

	Name of Faculty	Part A (Out of 235 )	Part B (Out of 130)	Grade		Remark/ Observations for Faculty
				Part A	Part B	
16	Mrs. Harshada Dabhade	211	70	Excellent (90 %)	Good (54 %)	<ul style="list-style-type: none"> <li>Part A is excellent</li> <li>Need to focus on part B</li> <li>She has been assessed for one semester only. (Joining-DYPCOE July, 2023)</li> </ul>
17	Ms. Jaya Nalawade	220	70	Excellent (94 %)	Good (54 %)	<ul style="list-style-type: none"> <li>Part A is excellent.</li> <li>Need to focus on part B.</li> <li>She has been assessed for one semester only. (Joining-DYPCOE July, 2023)</li> </ul>
18	Mrs. Pramila Karale	205	70	Very Good (87 %)	Good (54 %)	<ul style="list-style-type: none"> <li>Part A is adequate, but more scope in improvement.</li> <li>Scope in result improvement.</li> <li>Need to focus on publications, patents etc</li> <li>She has been assessed for one semester only. (Maternity Leave Period - 1/12/2022 to 22/5/2023)</li> </ul>
19	Mr. Rupesh Yadav	206	70	Very Good (88 %)	Good (54 %)	<ul style="list-style-type: none"> <li>In teaching learning process seems to be good.</li> <li>TG activity can be improved.</li> <li>Need to focus on publications, patents etc. (Joining-DYPCOE July, 2023)</li> </ul>
20	Mrs. Savita Pokharkar	195	70	Very Good (83 %)	Good (54 %)	<ul style="list-style-type: none"> <li>In teaching learning process seems to be good.</li> <li>TG activity can be improved.</li> <li>Need to focus on publications, patents etc</li> <li>She has been assessed for one semester only. (Joining-DYPCOE July, 2023)</li> </ul>
21	Mr. Ganesh Nimgire	109	70	Poor (46 %)	Good (54 %)	<ul style="list-style-type: none"> <li>Both Part A and B are inadequate, more scope in improvement</li> <li>TG activity can be improved.</li> <li>Need to focus on publications, patents etc.</li> <li>He has been assessed for one semester only. (Joining-DYPCOE July, 2023)</li> </ul>
22	Dr. Kavita Shinde	Not eligible for 2023 Appraisal				<ul style="list-style-type: none"> <li>Joined DYPCOE in October 2023.</li> </ul>

Prof. S. R. Benke  
Assessor

**Appraisal Assessment Year: 1<sup>st</sup> Jan 2023 to 31<sup>st</sup> Dec 2023**

**Name of Institute:** D. Y. Patil College of Engineering , Akurdi, Pune-44, **Department:-** First Year Engineering

**Specific Observations of Faculty Appraisal Assessor about Departmental Faculty members**

Form Observations of Faculty Appraisal Assessor about Departmental Faculty members							
Sr. No.	Particulars	Observations					
1	Name of Department	First Year Engineering					
2	No. of Faculty Members Assessed	21 ( Twenty One)					
3	No. of Faculty Members categorized as per grade	Part	Excellent	Very Good	Good	Satisfactory	Poor
		A	14	6	-	-	01
		B	02	02	14	03	00
4	Overall Performance	Part A: Excellent			Part B: Good		
5	Observations: Part A (TL Process and TG)	<ul style="list-style-type: none"><li>With reference to documentary proofs provided; Overall impression for Teaching Learning (TL) process is excellent.</li><li>Implemented Teacher Guardian (TG) activities effectively.</li><li>Established good connect with parents.</li><li>Average attendance of students is good.</li></ul>					
6	Observations: Part B (R&D, Consultancy, Trainings, etc.)	<ul style="list-style-type: none"><li>With reference to documentary proofs provided; overall need to focus On Part B.</li><li>Most of the publications are in reputed journals. This culture need to be fostered.</li><li>There should be policy for facilitating training, organize FDP and SDP Programme, improvement in qualification etc.</li><li>To be focused on publications, Consultancy, Patents, Copyrights, research projects etc.</li></ul>					

  
**Name and Sign of Assessor: Prof. Benke S. R.**

45

**Appraisal Assessment Year: 1<sup>st</sup> Jan 2023 to 31<sup>st</sup> Dec 2023**

**Name of Institute:** D. Y. Patil College of Engineering , Akurdi, Pune-44, **Department:-** First Year Engineering


**Observations of Faculty Appraisal Assessor about Institute**

**General Observations about Department of First Year Engineering**

- Out of twenty-two faculty members six are Ph.D. holders (27%) and Ph.D. pursuing faculty members are three. Four faculties published patent & copyright. It sounds good
- Nicely managed all new comer students of 1<sup>st</sup> year, by arranging best induction programme, Smoothly functioning of TG systems and Remedial classes for weak students.
- HOD is leading the department collaboratively. Good Team work was seen.
- Most of the faculty members are humble and capable, they need to be retained.

**General Observations about D. Y. Patil College of Engineering, First Year Engineering.**

- Faculty members are well aware about outcome base education system.
- Most of the Faculty members found sincere.
- Good team with nice work.

  
**Name and Sign of Assessor: Prof. S. R. Benke**

45A

Appraisal Assessment Year 1<sup>st</sup> Jan.2023 to 31<sup>st</sup> Dec. 2023

Name of The Institute and Department: DYPCOE, First Year Engineering Department

Sr. No.	Name of Faculty	Part A (Out of 235)	Part B (Out of 230)	Grade		Remark/ Observations for Faculty
				Part A	Part B	
1	Mrs. Shruti Madane	108/125	045/130	Very Good (86.4%)	Poor (34.62%)	<ul style="list-style-type: none"> <li>One Semester Assessment</li> <li>In teaching-learning process seems to be good however little more attention is required in TG activity</li> <li>Overall focus is required on Part B</li> </ul>
2	Mrs. Utkarsha Kharade	214	131	Excellent (91.06%)	Good (56.96%)	<ul style="list-style-type: none"> <li>Excellent in academic process</li> <li>Results are good. Documents are well maintained</li> <li>Good in research and development however can focus on quality publication and patent filing.</li> </ul>
3	Mr. S. S. Waghmode	100/125	015/130	Very Good (80.00%)	Poor (11.54%)	<ul style="list-style-type: none"> <li>One Semester Assessment</li> <li>Induction of the staff is required since he is newly joined.</li> <li>Good in teaching-learning but little more attention is required</li> <li>Overall focus is required on Part B</li> </ul>
4	Mrs. Minal Firke	102/125	095/130	Very Good (81.6%)	Excellent (73.07%)	<ul style="list-style-type: none"> <li>One Semester Assessment</li> <li>Both Part A and B are Good however more scope in improvement in Part A</li> <li>Despite new joining part B score is Excellent</li> </ul>
5	Mrs. Roomana Hassan	169	118	Good (71.91%)	Good (51.31%)	<ul style="list-style-type: none"> <li>Good in Academic however more attention is required in student activity, result improvement</li> <li>Good in research and development however can focus on quality publication and patent filing.</li> </ul>
6	Mr. Sunil Payghan	205	161	Very Good (87.23%)	Excellent (70.00%)	<ul style="list-style-type: none"> <li>Asset for the institute.</li> <li>Excellent in academic process</li> <li>Overall very good and handling various portfolios however he should be given time for research activities. and effort for MoU</li> </ul>
7	Mr. Swapnil Gaikwad	77/125	015/130	Satisfactory with warning (61.6%)	Poor (11.54%)	<ul style="list-style-type: none"> <li>One Semester Assessment</li> <li>Lagging in academic and teaching learning process</li> <li>There is scope in TG activity</li> <li>Overall focus is required on Part B</li> </ul>

8	Ms. Priyanka Dushing	165	55	Good (70.21%)	Poor (23.91%)	<ul style="list-style-type: none"> <li>In teaching-learning more attention is required</li> <li>There is scope in TG activity</li> <li>Overall focus is required on Part B</li> </ul>
9	Mrs. Hnnie Williams	191	163	Very Good (81.28%)	Excellent (70.86%)	<ul style="list-style-type: none"> <li>Scoring in teaching learning process is quite good.</li> <li>Overall very good and handling various portfolios</li> <li>Excellent in Part B; however Patents, Copyrights and Research projects required to be exerted.</li> </ul>
10	Mrs. Swati Jadhav	182	157	Good (77.45%)	Very Good (68.26%)	<ul style="list-style-type: none"> <li>Both Part A and B are adequate however more scope in improvement in Part A</li> <li>More attention can be given on TG activity &amp; result improvement</li> <li>Good in research and development</li> </ul>
11	Mr. Hardik Mandawe	196	150	Very Good (83.41%)	Very Good (65.22%)	<ul style="list-style-type: none"> <li>Good in teaching-learning process however little more attention is required in student activity</li> <li>Good in R&amp;D however Patents, Copyrights and Research projects required to be exerted.</li> </ul>
12	Mr. Vishal Surwade	190	79	Very Good (80.85%)	Poor (34.35%)	<ul style="list-style-type: none"> <li>Adequate in teaching-learning however scope in improvement</li> <li>More attention can be given on TG activity</li> <li>Overall focus is required on Part B</li> </ul>
13	Mr. Prabhu Reddy	194	141	Very Good (82.55%)	Very Good (61.31%)	<ul style="list-style-type: none"> <li>Score in both parts is appreciable</li> <li>Little more attention is required in student activity</li> <li>Can go for consultancy and research projects</li> </ul>
14	Mr. Rameshwar Dokhe	183	80	Good (77.87%)	Poor (34.78%)	<ul style="list-style-type: none"> <li>Adequate in Part A however more scope in improvement</li> <li>More attention can be given on result improvement</li> <li>Good contribution in electrical Maintenance</li> <li>Overall focus is required on Part B</li> </ul>
15	Mr. Sagar Wangadare	212	92	Excellent (90.21%)	Satisfactory with warning (40.00%)	<ul style="list-style-type: none"> <li>Excellent in teaching-learning process</li> <li>More focus is required on Part B</li> </ul>
16	Mrs. Jaya Wakode	104/125	40/130	Excellent (96%)	Poor (30.77%)	<ul style="list-style-type: none"> <li>One Semester Assessment</li> <li>Excellent in overall academic process</li> <li>Overall focus is required on Part B</li> </ul>
17	Ms. Sharyu Wasu	212	92	Excellent (90.21%)	Satisfactory with warning (40.00%)	<ul style="list-style-type: none"> <li>Excellent in teaching-learning process</li> <li>Can register PhD</li> <li>Scope in quality publications, patents, etc.</li> </ul>



18	Dr. P. D. Chaugule	193	95	Very Good (82.12%)	Satisfactory with warning (41.30%)	<ul style="list-style-type: none"> <li>• Good in teaching-learning process</li> <li>• Active participation in student activities</li> <li>• Scope in quality publications, patents, etc.</li> </ul>
19	Mrs. Swati Suryawanshi	177	125	Good (75.31%)	Good (54.35%)	<ul style="list-style-type: none"> <li>• Adequate in teaching-learning however more scope in improvement in Result and TG activity.</li> <li>• Can focus on patent filing and publications</li> </ul>
20	Mr. Ramdas Jare	190	115	Very Good (80.85%)	Good (50%)	<ul style="list-style-type: none"> <li>• Both Part A and B are adequate however more scope in improvement in Part A</li> <li>• Good in research and development however can focus on quality publication and patent filing.</li> </ul>
21	Ms. Subhashini Ramteke	217	161	Excellent (92.34%)	Excellent (70.00%)	<ul style="list-style-type: none"> <li>• Excellent in both Part A and B keep it up</li> <li>• Can focus on PhD work</li> <li>• Can contribute in consultancy &amp; research projects</li> </ul>
22	Mrs. M. M. Karad	212	92	Excellent (90.21%)	Satisfactory with warning (40.00%)	<ul style="list-style-type: none"> <li>• Good in teaching-learning process however being senior faculty little more attention is required in student counseling</li> <li>• Scope in quality publications, patents, etc.</li> </ul>
23	Mrs. Savita Jatti	204	120	Very Good (86.80%)	Good (52.17%)	<ul style="list-style-type: none"> <li>• Good in Academic Activity</li> <li>• Both Part A and B are adequate however more scope in improvement in Part B</li> <li>• Scope in Research project and patent.</li> </ul>
24	Mrs. Madhuri Gurale	212	154	Excellent (90.21%)	Very Good (66.96%)	<ul style="list-style-type: none"> <li>• Very Good in teaching-learning process</li> <li>• Attention is required to improve Student Feedback</li> <li>• Excellent in Part B keep it up</li> </ul>
25	Dr. Rachit Roshan	NA	NA	-	-	<ul style="list-style-type: none"> <li>• Not Available for Physical verification</li> </ul>

*[Signature]*

Dr. A. R. Kolhe  
Assessor

# Appraisal Assessment Year: 1<sup>st</sup> Jan 2023 to 31<sup>st</sup> Dec 2023

Name of Institute: D. Y. Patil College of Engineering, , Akurdi, Pune-44

## Specific Observations of Faculty Appraisal Assessor about Departmental Faculty members

Sr. No.	Particulars	Observations					
1	Name of Department	First Year Engineering					
2	No. of Faculty Members Assessed	24 ( Twenty Four) ( 25 – 1 = 24)					
3	No. of Faculty Members categorized as per grade	Part	Excellent	Very Good	Good	Satisfactory	Poor
		A	07	11	05	01	00
		B	04	04	05	04	07
4	Overall Performance	Part A: Very Good			Part B: Good		
5	Observations: Part A (TL Process and TG)	<ul style="list-style-type: none"><li>With reference to documentary proofs provided; Overall impression for Teaching Learning (TL) process is excellent.</li><li>Awareness about OBE good. Need to be further fostered.</li><li>More innovative way of teaching learning should be explore, Notes provided to students must be revised time to time</li><li>Newly joined teachers must be educated about TG activity.</li><li>Incremental change in the progress of students needs to be shown.</li></ul>					
6	Observations: Part B (R&D, Consultancy, Trainings, etc.)	<ul style="list-style-type: none"><li>With reference to documentary proofs provided; except few newly joined faculty members overall impression is very good.</li><li>Most of the publications are in reputed journals. This culture need to be fostered by publishing papers in Scopus and Web of Science journals.</li><li>There should be policy for facilitating training, career advancement, improvement in qualification, etc. so that without disturbing academics justice can be given to each faculty member.</li><li>To be focused on Consultancy, Patents, Copyrights, publications with industry for better outcomes.</li></ul>					

Dr. Atul R Koihe  
Assessor

Appraisal Assessment Year: 1<sup>st</sup> Jan 2023 to 31<sup>st</sup> Dec 2023

Name of Institute: D. Y. Patil College of Engineering, , Akurdi, Pune-44


Observations of Faculty Appraisal Assessor about Institute

General Observations about the Department of First Year Engineering

- Being 'First Engineering Department', documentary evidences shows regressed teaching learning process is followed.
- Few newly joined faculty could not able to concentrate on 'Part B'
- Proper documentation of 'Academic Processes' is maintained.
- Outcome Based Education' (OBE) is followed but can be improved by regresses implementations of its objectives.
- Department is maintaining 'Teacher Guardian' (TG) system however in 'First Year' more personal attention towards students need to be given for their holistic development.
- In view of regressed academic, the faculty members cannot able to focus on 'Part B' however it can be improved through proper time management and collaborative approach.

General Observations about D. Y. Patil College of Engineering

- Outcome Based Education' (OBE) is followed but can be improved by regresses implementations of its objectives to get the desired outcome.
- Most of the faculty members are 'Deserving Teachers', the newly joined faculties should polished through intermittent trainings.
- Science, humanistic faculty and different department faculty can collaboratively participate in R&D and quality publication.
- Co-curricular and extra-curricular activities should initiate considering its objectives and desired outcome. The continuation or improvement in these activities can be decided through well designed feedback system.

  
Dr. Atul R. Kolhe  
Assessor

# Dr. D. Y. Patil Pratishthan's D.Y. Patil College of Engineering

## Faculty Feedback Report

Note: The following report is confidential. Share it with authorized personnel only.

Faculty Name :	Amruta Suresh Aher
Department Name :	Information Technology
Course Name (Course Code) :	Software Engineering( 214454 )
Overall Percentage Score	93.58
Students Submitted	106

### Objective Questions

Question	Weightage	Option1 [Student's Opted] (Score)	Option2 [Student's Opted] (Score)	Option3 [Student's Opted] (Score)	Option4 [Student's Opted] (Score)	Option5 [Student's Opted] (Score)	%	Mean	Median	S.D.	Variance
Punctuality and Regularity	10.0	Never [0] (1.0)	Rarely [0] (2.0)	Sometimes [5] (3.0)	Often [20] (4.0)	Always [81] (5.0)	94.34	4.72	5.0	2.76	7.59
Subject Knowledge	12.0	Never [0] (1.0)	Rarely [0] (2.0)	Sometimes [6] (3.0)	Often [17] (4.0)	Always [83] (5.0)	94.53	4.73	5.0	2.7	7.32

Enthusiasm in Teaching	10.0	Never [0] (1.0)	Rarely [1] (2.0)	Sometimes [9] (3.0)	Often [11] (4.0)	Always [85] (5.0)	93.96	4.7	5.0	3.01	9.04
Feedback on Understanding of Students	12.0	Never [0] (1.0)	Rarely [2] (2.0)	Sometimes [9] (3.0)	Often [16] (4.0)	Always [79] (5.0)	92.45	4.62	5.0	3.4	11.59
Overall Control on class	12.0	Never [0] (1.0)	Rarely [2] (2.0)	Sometimes [7] (3.0)	Often [14] (4.0)	Always [83] (5.0)	93.58	4.68	5.0	3.02	9.11
Motivation to learn the subjects	10.0	Never [0] (1.0)	Rarely [2] (2.0)	Sometimes [5] (3.0)	Often [19] (4.0)	Always [80] (5.0)	93.4	4.67	5.0	3.01	9.04
Efforts to improve academic performance of students	12.0	Never [1] (1.0)	Rarely [0] (2.0)	Sometimes [10] (3.0)	Often [14] (4.0)	Always [81] (5.0)	92.83	4.64	5.0	3.37	11.38
Communication Skills	12.0	Never [0] (1.0)	Rarely [1] (2.0)	Sometimes [5] (3.0)	Often [12] (4.0)	Always [88] (5.0)	95.28	4.76	5.0	2.38	5.66
Availability outside the classroom.	10.0	Never [1] (1.0)	Rarely [2] (2.0)	Sometimes [9] (3.0)	Often [16] (4.0)	Always [78] (5.0)	91.7	4.58	5.0	3.61	13.01



# Dr. D. Y. Patil Pratishthan's D.Y. Patil College of Engineering

## Faculty Feedback Report

Note: The following report is confidential. Share it with authorized personnel only.

Faculty Name :	Arati Shivaji Jadhav Patil
Department Name :	Information Technology
Course Name (Course Code) :	Programming Skill Development Lab( 214455 )
Overall Percentage Score	90.74
Students Submitted	77

## Objective Questions

Question	Weightage	Option1 [Student's Opted] (Score)	Option2 [Student's Opted] (Score)	Option3 [Student's Opted] (Score)	Option4 [Student's Opted] (Score)	Option5 [Student's Opted] (Score)	%	Mean	Median	S.D.	Variance
Punctuality and Regularity	10.0	Never [0] (1.0)	Rarely [2] (2.0)	Sometimes [8] (3.0)	Often [11] (4.0)	Always [56] (5.0)	91.43	4.57	5.0	3.22	10.39
Subject Knowledge	12.0	Never [0] (1.0)	Rarely [2] (2.0)	Sometimes [5] (3.0)	Often [15] (4.0)	Always [55] (5.0)	91.95	4.6	5.0	2.93	8.59

Enthusiasm in Teaching	10.0	Never [0] (1.0)	Rarely [3] (2.0)	Sometimes [8] (3.0)	Often [14] (4.0)	Always [52] (5.0)	89.87	4.49	5.0	3.49	12.21
Feedback on Understanding of Students	12.0	Never [0] (1.0)	Rarely [3] (2.0)	Sometimes [8] (3.0)	Often [11] (4.0)	Always [55] (5.0)	90.65	4.53	5.0	3.43	11.73
Overall Control on class	12.0	Never [0] (1.0)	Rarely [1] (2.0)	Sometimes [6] (3.0)	Often [19] (4.0)	Always [51] (5.0)	91.17	4.56	5.0	3.04	9.27
Motivation to learn the subjects	10.0	Never [2] (1.0)	Rarely [1] (2.0)	Sometimes [6] (3.0)	Often [17] (4.0)	Always [51] (5.0)	89.61	4.48	5.0	3.42	11.72
Efforts to improve academic performance of students	12.0	Never [0] (1.0)	Rarely [3] (2.0)	Sometimes [6] (3.0)	Often [13] (4.0)	Always [55] (5.0)	91.17	4.56	5.0	3.2	10.24
Communication Skills	12.0	Never [0] (1.0)	Rarely [2] (2.0)	Sometimes [6] (3.0)	Often [14] (4.0)	Always [55] (5.0)	91.69	4.58	5.0	3.03	9.18
Availability outside the classroom.	10.0	Never [1] (1.0)	Rarely [4] (2.0)	Sometimes [9] (3.0)	Often [10] (4.0)	Always [53] (5.0)	88.57	4.43	5.0	3.96	15.68

# Dr. D. Y. Patil Pratishthan's D.Y. Patil College of Engineering

## Faculty Feedback Report

Note: The following report is confidential. Share it with authorized personnel only.

Faculty Name :	Deepali Vishwanath Kotkar
Department Name :	Robotics and Automation
Course Name (Course Code) :	Metrology and Quality Assurance Lab( 211515 SE RA 2019 )
Overall Percentage Score	89.65
Students Submitted	24

### Objective Questions

Question	Weightage	Option1 [Student's Opted] (Score)	Option2 [Student's Opted] (Score)	Option3 [Student's Opted] (Score)	Option4 [Student's Opted] (Score)	Option5 [Student's Opted] (Score)	%	Mean	Median	S.D.	Variance
Punctuality and Regularity	10.0	Never [0] (1.0)	Rarely [0] (2.0)	Sometimes [3] (3.0)	Often [2] (4.0)	Always [19] (5.0)	93.33	4.67	5.0	1.67	2.79
Subject Knowledge	12.0	Never [1] (1.0)	Rarely [0] (2.0)	Sometimes [3] (3.0)	Often [3] (4.0)	Always [17] (5.0)	89.17	4.46	5.0	2.22	4.91

Enthusiasm in Teaching	10.0	Never [1] (1.0)	Rarely [0] (2.0)	Sometimes [2] (3.0)	Often [5] (4.0)	Always [16] (5.0)	89.17	4.46	5.0	2.05	4.2
Feedback on Understanding of Students	12.0	Never [1] (1.0)	Rarely [0] (2.0)	Sometimes [2] (3.0)	Often [2] (4.0)	Always [19] (5.0)	91.67	4.58	5.0	1.9	3.62
Overall Control on class	12.0	Never [1] (1.0)	Rarely [0] (2.0)	Sometimes [3] (3.0)	Often [5] (4.0)	Always [15] (5.0)	87.5	4.38	5.0	2.23	4.99
Motivation to learn the subjects	10.0	Never [1] (1.0)	Rarely [0] (2.0)	Sometimes [2] (3.0)	Often [6] (4.0)	Always [15] (5.0)	88.33	4.42	5.0	2.07	4.27
Efforts to improve academic performance of students	12.0	Never [1] (1.0)	Rarely [0] (2.0)	Sometimes [3] (3.0)	Often [4] (4.0)	Always [16] (5.0)	88.33	4.42	5.0	2.23	4.98
Communication Skills	12.0	Never [1] (1.0)	Rarely [0] (2.0)	Sometimes [2] (3.0)	Often [6] (4.0)	Always [15] (5.0)	88.33	4.42	5.0	2.07	4.27
Availability outside the classroom.	10.0	Never [1] (1.0)	Rarely [0] (2.0)	Sometimes [2] (3.0)	Often [2] (4.0)	Always [19] (5.0)	91.67	4.58	5.0	1.9	3.62

# Dr. D. Y. Patil Pratishthan's D.Y. Patil College of Engineering

## Faculty Feedback Report

Note: The following report is confidential. Share it with authorized personnel only.

Faculty Name :	Ganesh Vishnu Gosavi
Department Name :	Department of First Year Engineering
Course Name (Course Code) :	Engineering Mathematics III SE 2019( 207003 SE 2019 )
Overall Percentage Score	91.1
Students Submitted	4

### Objective Questions

Question	Weightage	Option1 [Student's Opted] (Score)	Option2 [Student's Opted] (Score)	Option3 [Student's Opted] (Score)	Option4 [Student's Opted] (Score)	Option5 [Student's Opted] (Score)	%	Mean	Median	S.D.	Variance
Punctuality and Regularity	10.0	Never [0] (1.0)	Rarely [0] (2.0)	Sometimes [0] (3.0)	Often [1] (4.0)	Always [3] (5.0)	95.0	4.75	5.0	0.53	0.28
Subject Knowledge	12.0	Never [0] (1.0)	Rarely [0] (2.0)	Sometimes [0] (3.0)	Often [1] (4.0)	Always [3] (5.0)	95.0	4.75	5.0	0.53	0.28



Enthusiasm in Teaching	10.0	Never [0] (1.0)	Rarely [0] (2.0)	Sometimes [1] (3.0)	Often [0] (4.0)	Always [3] (5.0)	90.0	4.5	5.0	1.06	1.12
Feedback on Understanding of Students	12.0	Never [0] (1.0)	Rarely [0] (2.0)	Sometimes [1] (3.0)	Often [0] (4.0)	Always [3] (5.0)	90.0	4.5	5.0	1.06	1.12
Overall Control on class	12.0	Never [0] (1.0)	Rarely [0] (2.0)	Sometimes [1] (3.0)	Often [0] (4.0)	Always [3] (5.0)	90.0	4.5	5.0	1.06	1.12
Motivation to learn the subjects	10.0	Never [0] (1.0)	Rarely [0] (2.0)	Sometimes [1] (3.0)	Often [0] (4.0)	Always [3] (5.0)	90.0	4.5	5.0	1.06	1.12
Efforts to improve academic performance of students	12.0	Never [0] (1.0)	Rarely [0] (2.0)	Sometimes [1] (3.0)	Often [0] (4.0)	Always [3] (5.0)	90.0	4.5	5.0	1.06	1.12
Communication Skills	12.0	Never [0] (1.0)	Rarely [0] (2.0)	Sometimes [1] (3.0)	Often [0] (4.0)	Always [3] (5.0)	90.0	4.5	5.0	1.06	1.12
Availability outside the classroom.	10.0	Never [0] (1.0)	Rarely [0] (2.0)	Sometimes [1] (3.0)	Often [0] (4.0)	Always [3] (5.0)	90.0	4.5	5.0	1.06	1.12

# Dr. D. Y. Patil Pratishthan's D.Y. Patil College of Engineering

## Faculty Feedback Report

Note: The following report is confidential. Share it with authorized personnel only.

Faculty Name :	Mukta Narendra Patil
Department Name :	Computer Engineering
Course Name (Course Code) :	Microprocessor SE Comp 2019( 210254 SE 2019 )
Overall Percentage Score	95.07
Students Submitted	3

### Objective Questions

Question	Weightage	Option1 [Student's Opted] (Score)	Option2 [Student's Opted] (Score)	Option3 [Student's Opted] (Score)	Option4 [Student's Opted] (Score)	Option5 [Student's Opted] (Score)	%	Mean	Median	S.D.	Variance
Punctuality and Regularity	10.0	Never [0] (1.0)	Rarely [0] (2.0)	Sometimes [0] (3.0)	Often [1] (4.0)	Always [2] (5.0)	93.33	4.67	5.0	0.54	0.3
Subject Knowledge	12.0	Never [0] (1.0)	Rarely [0] (2.0)	Sometimes [0] (3.0)	Often [0] (4.0)	Always [3] (5.0)	100.0	5.0	5.0	0.0	0.0

Enthusiasm in Teaching	10.0	Never [0] (1.0)	Rarely [0] (2.0)	Sometimes [0] (3.0)	Often [2] (4.0)	Always [1] (5.0)	86.67	4.33	4.0	0.54	0.3
Feedback on Understanding of Students	12.0	Never [0] (1.0)	Rarely [0] (2.0)	Sometimes [0] (3.0)	Often [2] (4.0)	Always [1] (5.0)	86.67	4.33	4.0	0.54	0.3
Overall Control on class	12.0	Never [0] (1.0)	Rarely [0] (2.0)	Sometimes [0] (3.0)	Often [0] (4.0)	Always [3] (5.0)	100.0	5.0	5.0	0.0	0.0
Motivation to learn the subjects	10.0	Never [0] (1.0)	Rarely [0] (2.0)	Sometimes [0] (3.0)	Often [1] (4.0)	Always [2] (5.0)	93.33	4.67	5.0	0.54	0.3
Efforts to improve academic performance of students	12.0	Never [0] (1.0)	Rarely [0] (2.0)	Sometimes [0] (3.0)	Often [0] (4.0)	Always [3] (5.0)	100.0	5.0	5.0	0.0	0.0
Communication Skills	12.0	Never [0] (1.0)	Rarely [0] (2.0)	Sometimes [0] (3.0)	Often [0] (4.0)	Always [3] (5.0)	100.0	5.0	5.0	0.0	0.0
Availability outside the classroom.	10.0	Never [0] (1.0)	Rarely [0] (2.0)	Sometimes [0] (3.0)	Often [1] (4.0)	Always [2] (5.0)	93.33	4.67	5.0	0.54	0.3

# Dr. D. Y. Patil Pratishthan's D.Y. Patil College of Engineering

## Faculty Feedback Report

Note: The following report is confidential. Share it with authorized personnel only.

Faculty Name :	Priyanka Avinash Parkhe
Department Name :	Robotics and Automation
Course Name (Course Code) :	Computer Graphics for Robotics Lab( 211516 SE RA 2019 )
Overall Percentage Score	91.13
Students Submitted	24

### Objective Questions

Question	Weightage	Option1 [Student's Opted] (Score)	Option2 [Student's Opted] (Score)	Option3 [Student's Opted] (Score)	Option4 [Student's Opted] (Score)	Option5 [Student's Opted] (Score)	%	Mean	Median	S.D.	Variance
Punctuality and Regularity	10.0	Never [0] (1.0)	Rarely [0] (2.0)	Sometimes [2] (3.0)	Often [5] (4.0)	Always [17] (5.0)	92.5	4.62	5.0	1.59	2.54
Subject Knowledge	12.0	Never [0] (1.0)	Rarely [0] (2.0)	Sometimes [2] (3.0)	Often [4] (4.0)	Always [18] (5.0)	93.33	4.67	5.0	1.5	2.26

Enthusiasm in Teaching	10.0	Never [0] (1.0)	Rarely [0] (2.0)	Sometimes [4] (3.0)	Often [4] (4.0)	Always [16] (5.0)	90.0	4.5	5.0	2.08	4.33
Feedback on Understanding of Students	12.0	Never [0] (1.0)	Rarely [0] (2.0)	Sometimes [3] (3.0)	Often [4] (4.0)	Always [17] (5.0)	91.67	4.58	5.0	1.8	3.26
Overall Control on class	12.0	Never [0] (1.0)	Rarely [0] (2.0)	Sometimes [4] (3.0)	Often [6] (4.0)	Always [14] (5.0)	88.33	4.42	5.0	2.09	4.38
Motivation to learn the subjects	10.0	Never [0] (1.0)	Rarely [0] (2.0)	Sometimes [4] (3.0)	Often [5] (4.0)	Always [15] (5.0)	89.17	4.46	5.0	2.09	4.39
Efforts to improve academic performance of students	12.0	Never [0] (1.0)	Rarely [0] (2.0)	Sometimes [2] (3.0)	Often [6] (4.0)	Always [16] (5.0)	91.67	4.58	5.0	1.67	2.78
Communication Skills	12.0	Never [0] (1.0)	Rarely [0] (2.0)	Sometimes [2] (3.0)	Often [6] (4.0)	Always [16] (5.0)	91.67	4.58	5.0	1.67	2.78
Availability outside the classroom.	10.0	Never [0] (1.0)	Rarely [0] (2.0)	Sometimes [2] (3.0)	Often [6] (4.0)	Always [16] (5.0)	91.67	4.58	5.0	1.67	2.78



# Dr. D. Y. Patil Pratishthan's D.Y. Patil College of Engineering

## Faculty Feedback Report

Note: The following report is confidential. Share it with authorized personnel only.

Faculty Name :	Priyanka Avinash Parkhe
Department Name :	Robotics and Automation
Course Name (Course Code) :	Project Based Learning( 211099 SE RA 2019 )
Overall Percentage Score	93.69
Students Submitted	23

### Objective Questions

Question	Weightage	Option1 [Student's Opted] (Score)	Option2 [Student's Opted] (Score)	Option3 [Student's Opted] (Score)	Option4 [Student's Opted] (Score)	Option5 [Student's Opted] (Score)	%	Mean	Median	S.D.	Variance
Punctuality and Regularity	10.0	Never [0] (1.0)	Rarely [0] (2.0)	Sometimes [2] (3.0)	Often [3] (4.0)	Always [18] (5.0)	93.91	4.7	5.0	1.41	1.99
Subject Knowledge	12.0	Never [0] (1.0)	Rarely [0] (2.0)	Sometimes [3] (3.0)	Often [0] (4.0)	Always [20] (5.0)	94.78	4.74	5.0	1.54	2.37

Enthusiasm in Teaching	10.0	Never [0] (1.0)	Rarely [0] (2.0)	Sometimes [3] (3.0)	Often [3] (4.0)	Always [17] (5.0)	92.17	4.61	5.0	1.76	3.08
Feedback on Understanding of Students	12.0	Never [0] (1.0)	Rarely [0] (2.0)	Sometimes [2] (3.0)	Often [2] (4.0)	Always [19] (5.0)	94.78	4.74	5.0	1.3	1.69
Overall Control on class	12.0	Never [0] (1.0)	Rarely [0] (2.0)	Sometimes [3] (3.0)	Often [0] (4.0)	Always [20] (5.0)	94.78	4.74	5.0	1.54	2.37
Motivation to learn the subjects	10.0	Never [0] (1.0)	Rarely [0] (2.0)	Sometimes [2] (3.0)	Often [4] (4.0)	Always [17] (5.0)	93.04	4.65	5.0	1.51	2.29
Efforts to improve academic performance of students	12.0	Never [0] (1.0)	Rarely [0] (2.0)	Sometimes [3] (3.0)	Often [2] (4.0)	Always [18] (5.0)	93.04	4.65	5.0	1.69	2.85
Communication Skills	12.0	Never [0] (1.0)	Rarely [0] (2.0)	Sometimes [2] (3.0)	Often [3] (4.0)	Always [18] (5.0)	93.91	4.7	5.0	1.41	1.99
Availability outside the classroom.	10.0	Never [0] (1.0)	Rarely [1] (2.0)	Sometimes [2] (3.0)	Often [2] (4.0)	Always [18] (5.0)	92.17	4.61	5.0	1.72	2.97

# Dr. D. Y. Patil Pratishthan's D.Y. Patil College of Engineering

## Faculty Feedback Report

Note: The following report is confidential. Share it with authorized personnel only.

Faculty Name :	Reshma Ashruba Jadhav
Department Name :	Computer Engineering
Course Name (Course Code) :	Data Structures and Algorithms SE Comp 2019( 210252 SE 2019 )
Overall Percentage Score	85.33
Students Submitted	3

### Objective Questions

Question	Weightage	Option1 [Student's Opted] (Score)	Option2 [Student's Opted] (Score)	Option3 [Student's Opted] (Score)	Option4 [Student's Opted] (Score)	Option5 [Student's Opted] (Score)	%	Mean	Median	S.D.	Variance
Punctuality and Regularity	10.0	Never [0] (1.0)	Rarely [0] (2.0)	Sometimes [1] (3.0)	Often [0] (4.0)	Always [2] (5.0)	86.67	4.33	5.0	1.09	1.19
Subject Knowledge	12.0	Never [0] (1.0)	Rarely [0] (2.0)	Sometimes [1] (3.0)	Often [0] (4.0)	Always [2] (5.0)	86.67	4.33	5.0	1.09	1.19

Enthusiasm in Teaching	10.0	Never [0] (1.0)	Rarely [0] (2.0)	Sometimes [1] (3.0)	Often [1] (4.0)	Always [1] (5.0)	80.0	4.0	4.0	0.82	0.67
Feedback on Understanding of Students	12.0	Never [0] (1.0)	Rarely [0] (2.0)	Sometimes [0] (3.0)	Often [1] (4.0)	Always [2] (5.0)	93.33	4.67	5.0	0.54	0.3
Overall Control on class	12.0	Never [0] (1.0)	Rarely [0] (2.0)	Sometimes [1] (3.0)	Often [1] (4.0)	Always [1] (5.0)	80.0	4.0	4.0	0.82	0.67
Motivation to learn the subjects	10.0	Never [0] (1.0)	Rarely [0] (2.0)	Sometimes [1] (3.0)	Often [1] (4.0)	Always [1] (5.0)	80.0	4.0	4.0	0.82	0.67
Efforts to improve academic performance of students	12.0	Never [0] (1.0)	Rarely [0] (2.0)	Sometimes [1] (3.0)	Often [0] (4.0)	Always [2] (5.0)	86.67	4.33	5.0	1.09	1.19
Communication Skills	12.0	Never [0] (1.0)	Rarely [0] (2.0)	Sometimes [1] (3.0)	Often [0] (4.0)	Always [2] (5.0)	86.67	4.33	5.0	1.09	1.19
Availability outside the classroom.	10.0	Never [0] (1.0)	Rarely [0] (2.0)	Sometimes [1] (3.0)	Often [0] (4.0)	Always [2] (5.0)	86.67	4.33	5.0	1.09	1.19

# Dr. D. Y. Patil Pratishthan's D.Y. Patil College of Engineering

## Faculty Feedback Report

Note: The following report is confidential. Share it with authorized personnel only.

Faculty Name :	Shraddha Arun Bugade
Department Name :	Robotics and Automation
Course Name (Course Code) :	Robot Operating System( 211517 SE RA 2019 )
Overall Percentage Score	88.77
Students Submitted	24

### Objective Questions

Question	Weightage	Option1 [Student's Opted] (Score)	Option2 [Student's Opted] (Score)	Option3 [Student's Opted] (Score)	Option4 [Student's Opted] (Score)	Option5 [Student's Opted] (Score)	%	Mean	Median	S.D.	Variance
Punctuality and Regularity	10.0	Never [0] (1.0)	Rarely [0] (2.0)	Sometimes [4] (3.0)	Often [3] (4.0)	Always [17] (5.0)	90.83	4.54	5.0	2.06	4.22
Subject Knowledge	12.0	Never [0] (1.0)	Rarely [0] (2.0)	Sometimes [5] (3.0)	Often [5] (4.0)	Always [14] (5.0)	87.5	4.38	5.0	2.3	5.31



Enthusiasm in Teaching	10.0	Never [0] (1.0)	Rarely [0] (2.0)	Sometimes [4] (3.0)	Often [6] (4.0)	Always [14] (5.0)	88.33	4.42	5.0	2.09	4.38
Feedback on Understanding of Students	12.0	Never [0] (1.0)	Rarely [0] (2.0)	Sometimes [5] (3.0)	Often [3] (4.0)	Always [16] (5.0)	89.17	4.46	5.0	2.33	5.42
Overall Control on class	12.0	Never [0] (1.0)	Rarely [1] (2.0)	Sometimes [4] (3.0)	Often [3] (4.0)	Always [16] (5.0)	88.33	4.42	5.0	2.3	5.28
Motivation to learn the subjects	10.0	Never [0] (1.0)	Rarely [0] (2.0)	Sometimes [6] (3.0)	Often [3] (4.0)	Always [15] (5.0)	87.5	4.38	5.0	2.56	6.55
Efforts to improve academic performance of students	12.0	Never [0] (1.0)	Rarely [0] (2.0)	Sometimes [4] (3.0)	Often [3] (4.0)	Always [17] (5.0)	90.83	4.54	5.0	2.06	4.22
Communication Skills	12.0	Never [0] (1.0)	Rarely [0] (2.0)	Sometimes [7] (3.0)	Often [2] (4.0)	Always [15] (5.0)	86.67	4.33	5.0	2.8	7.81
Availability outside the classroom.	10.0	Never [0] (1.0)	Rarely [0] (2.0)	Sometimes [5] (3.0)	Often [2] (4.0)	Always [17] (5.0)	90.0	4.5	5.0	2.32	5.4

# Dr. D. Y. Patil Pratishthan's D.Y. Patil College of Engineering

## Faculty Feedback Report

Note: The following report is confidential. Share it with authorized personnel only.

Faculty Name :	Shrikant Bhargav Thorat
Department Name :	Robotics and Automation
Course Name (Course Code) :	Project Based Learning( 211099 SE RA 2019 )
Overall Percentage Score	93.01
Students Submitted	23

### Objective Questions

Question	Weightage	Option1 [Student's Opted] (Score)	Option2 [Student's Opted] (Score)	Option3 [Student's Opted] (Score)	Option4 [Student's Opted] (Score)	Option5 [Student's Opted] (Score)	%	Mean	Median	S.D.	Variance
Punctuality and Regularity	10.0	Never [0] (1.0)	Rarely [0] (2.0)	Sometimes [2] (3.0)	Often [2] (4.0)	Always [19] (5.0)	94.78	4.74	5.0	1.3	1.69
Subject Knowledge	12.0	Never [0] (1.0)	Rarely [0] (2.0)	Sometimes [2] (3.0)	Often [4] (4.0)	Always [17] (5.0)	93.04	4.65	5.0	1.51	2.29

Enthusiasm in Teaching	10.0	Never [0] (1.0)	Rarely [0] (2.0)	Sometimes [2] (3.0)	Often [3] (4.0)	Always [18] (5.0)	93.91	4.7	5.0	1.41	1.99
Feedback on Understanding of Students	12.0	Never [0] (1.0)	Rarely [0] (2.0)	Sometimes [2] (3.0)	Often [4] (4.0)	Always [17] (5.0)	93.04	4.65	5.0	1.51	2.29
Overall Control on class	12.0	Never [0] (1.0)	Rarely [0] (2.0)	Sometimes [3] (3.0)	Often [3] (4.0)	Always [17] (5.0)	92.17	4.61	5.0	1.76	3.08
Motivation to learn the subjects	10.0	Never [0] (1.0)	Rarely [0] (2.0)	Sometimes [2] (3.0)	Often [5] (4.0)	Always [16] (5.0)	92.17	4.61	5.0	1.6	2.56
Efforts to improve academic performance of students	12.0	Never [0] (1.0)	Rarely [0] (2.0)	Sometimes [2] (3.0)	Often [3] (4.0)	Always [18] (5.0)	93.91	4.7	5.0	1.41	1.99
Communication Skills	12.0	Never [0] (1.0)	Rarely [0] (2.0)	Sometimes [3] (3.0)	Often [4] (4.0)	Always [16] (5.0)	91.3	4.57	5.0	1.81	3.28
Availability outside the classroom.	10.0	Never [0] (1.0)	Rarely [0] (2.0)	Sometimes [3] (3.0)	Often [2] (4.0)	Always [18] (5.0)	93.04	4.65	5.0	1.69	2.85

# Dr. D. Y. Patil Pratishthan's D.Y. Patil College of Engineering

## Faculty Feedback Report

Note: The following report is confidential. Share it with authorized personnel only.

Faculty Name :	Tanya Shruti
Department Name :	Information Technology
Course Name (Course Code) :	Intellectual Property Rights AC( 214459D )
Overall Percentage Score	92.38
Students Submitted	108

### Objective Questions

Question	Weightage	Option1 [Student's Opted] (Score)	Option2 [Student's Opted] (Score)	Option3 [Student's Opted] (Score)	Option4 [Student's Opted] (Score)	Option5 [Student's Opted] (Score)	%	Mean	Median	S.D.	Variance
Punctuality and Regularity	10.0	Never [1] (1.0)	Rarely [0] (2.0)	Sometimes [9] (3.0)	Often [19] (4.0)	Always [79] (5.0)	92.41	4.62	5.0	3.42	11.71
Subject Knowledge	12.0	Never [1] (1.0)	Rarely [1] (2.0)	Sometimes [8] (3.0)	Often [21] (4.0)	Always [77] (5.0)	91.85	4.59	5.0	3.5	12.23

Enthusiasm in Teaching	10.0	Never [0] (1.0)	Rarely [1] (2.0)	Sometimes [8] (3.0)	Often [23] (4.0)	Always [76] (5.0)	92.22	4.61	5.0	3.39	11.52
Feedback on Understanding of Students	12.0	Never [0] (1.0)	Rarely [1] (2.0)	Sometimes [7] (3.0)	Often [20] (4.0)	Always [80] (5.0)	93.15	4.66	5.0	3.14	9.87
Overall Control on class	12.0	Never [0] (1.0)	Rarely [3] (2.0)	Sometimes [7] (3.0)	Often [21] (4.0)	Always [77] (5.0)	91.85	4.59	5.0	3.5	12.26
Motivation to learn the subjects	10.0	Never [1] (1.0)	Rarely [0] (2.0)	Sometimes [10] (3.0)	Often [21] (4.0)	Always [76] (5.0)	91.67	4.58	5.0	3.62	13.11
Efforts to improve academic performance of students	12.0	Never [1] (1.0)	Rarely [0] (2.0)	Sometimes [8] (3.0)	Often [22] (4.0)	Always [77] (5.0)	92.22	4.61	5.0	3.41	11.64
Communication Skills	12.0	Never [0] (1.0)	Rarely [0] (2.0)	Sometimes [10] (3.0)	Often [15] (4.0)	Always [83] (5.0)	93.52	4.68	5.0	3.2	10.25
Availability outside the classroom.	10.0	Never [1] (1.0)	Rarely [2] (2.0)	Sometimes [9] (3.0)	Often [13] (4.0)	Always [83] (5.0)	92.41	4.62	5.0	3.48	12.14



# Dr. D. Y. Patil Pratishthan's D.Y. Patil College of Engineering

## Faculty Feedback Report

Note: The following report is confidential. Share it with authorized personnel only.

Faculty Name :	Tanya Shruti
Department Name :	Information Technology
Course Name (Course Code) :	Programming Skill Development Lab( 214455 )
Overall Percentage Score	90.96
Students Submitted	28

### Objective Questions

Question	Weightage	Option1 [Student's Opted] (Score)	Option2 [Student's Opted] (Score)	Option3 [Student's Opted] (Score)	Option4 [Student's Opted] (Score)	Option5 [Student's Opted] (Score)	%	Mean	Median	S.D.	Variance
Punctuality and Regularity	10.0	Never [0] (1.0)	Rarely [0] (2.0)	Sometimes [1] (3.0)	Often [9] (4.0)	Always [18] (5.0)	92.14	4.61	5.0	1.72	2.94
Subject Knowledge	12.0	Never [0] (1.0)	Rarely [0] (2.0)	Sometimes [2] (3.0)	Often [8] (4.0)	Always [18] (5.0)	91.43	4.57	5.0	1.8	3.22

Enthusiasm in Teaching	10.0	Never [0] (1.0)	Rarely [1] (2.0)	Sometimes [0] (3.0)	Often [9] (4.0)	Always [18] (5.0)	91.43	4.57	5.0	1.82	3.31
Feedback on Understanding of Students	12.0	Never [0] (1.0)	Rarely [1] (2.0)	Sometimes [1] (3.0)	Often [9] (4.0)	Always [17] (5.0)	90.0	4.5	5.0	1.9	3.61
Overall Control on class	12.0	Never [0] (1.0)	Rarely [0] (2.0)	Sometimes [1] (3.0)	Often [8] (4.0)	Always [19] (5.0)	92.86	4.64	5.0	1.64	2.69
Motivation to learn the subjects	10.0	Never [0] (1.0)	Rarely [1] (2.0)	Sometimes [2] (3.0)	Often [7] (4.0)	Always [18] (5.0)	90.0	4.5	5.0	1.97	3.88
Efforts to improve academic performance of students	12.0	Never [0] (1.0)	Rarely [1] (2.0)	Sometimes [2] (3.0)	Often [8] (4.0)	Always [17] (5.0)	89.29	4.46	5.0	1.99	3.98
Communication Skills	12.0	Never [0] (1.0)	Rarely [0] (2.0)	Sometimes [2] (3.0)	Often [8] (4.0)	Always [18] (5.0)	91.43	4.57	5.0	1.8	3.22
Availability outside the classroom.	10.0	Never [0] (1.0)	Rarely [1] (2.0)	Sometimes [2] (3.0)	Often [7] (4.0)	Always [18] (5.0)	90.0	4.5	5.0	1.97	3.88

# Dr. D. Y. Patil Pratishthan's D.Y. Patil College of Engineering

## Faculty Feedback Report

Note: The following report is confidential. Share it with authorized personnel only.

Faculty Name :	Trupti Swapnil Firake
Department Name :	Information Technology
Course Name (Course Code) :	Computer Graphics Lab( 214457 )
Overall Percentage Score	90.28
Students Submitted	90

### Objective Questions

Question	Weightage	Option1 [Student's Opted] (Score)	Option2 [Student's Opted] (Score)	Option3 [Student's Opted] (Score)	Option4 [Student's Opted] (Score)	Option5 [Student's Opted] (Score)	%	Mean	Median	S.D.	Variance
Punctuality and Regularity	10.0	Never [0] (1.0)	Rarely [4] (2.0)	Sometimes [7] (3.0)	Often [15] (4.0)	Always [64] (5.0)	90.89	4.54	5.0	3.55	12.64
Subject Knowledge	12.0	Never [0] (1.0)	Rarely [4] (2.0)	Sometimes [10] (3.0)	Often [20] (4.0)	Always [56] (5.0)	88.44	4.42	5.0	3.96	15.71

Enthusiasm in Teaching	10.0	Never [1] (1.0)	Rarely [0] (2.0)	Sometimes [14] (3.0)	Often [16] (4.0)	Always [59] (5.0)	89.33	4.47	5.0	4.05	16.44
Feedback on Understanding of Students	12.0	Never [0] (1.0)	Rarely [2] (2.0)	Sometimes [9] (3.0)	Often [16] (4.0)	Always [63] (5.0)	91.11	4.56	5.0	3.47	12.06
Overall Control on class	12.0	Never [0] (1.0)	Rarely [1] (2.0)	Sometimes [15] (3.0)	Often [11] (4.0)	Always [63] (5.0)	90.22	4.51	5.0	4.08	16.67
Motivation to learn the subjects	10.0	Never [0] (1.0)	Rarely [5] (2.0)	Sometimes [7] (3.0)	Often [17] (4.0)	Always [61] (5.0)	89.78	4.49	5.0	3.81	14.5
Efforts to improve academic performance of students	12.0	Never [0] (1.0)	Rarely [1] (2.0)	Sometimes [11] (3.0)	Often [15] (4.0)	Always [63] (5.0)	91.11	4.56	5.0	3.58	12.81
Communication Skills	12.0	Never [1] (1.0)	Rarely [2] (2.0)	Sometimes [7] (3.0)	Often [18] (4.0)	Always [62] (5.0)	90.67	4.53	5.0	3.47	12.03
Availability outside the classroom.	10.0	Never [1] (1.0)	Rarely [0] (2.0)	Sometimes [10] (3.0)	Often [17] (4.0)	Always [62] (5.0)	90.89	4.54	5.0	3.55	12.61

# Dr. D. Y. Patil Pratishthan's D.Y. Patil College of Engineering

## Faculty Feedback Report

Note: The following report is confidential. Share it with authorized personnel only.

Faculty Name :	Vaishali Laxmikant Kolhe
Department Name :	Computer Engineering
Course Name (Course Code) :	Data Structures and Algorithms Lab SE Comp 2019( 210256 SE 2019 )
Overall Percentage Score	82.0
Students Submitted	1

### Objective Questions

Question	Weightage	Option1 [Student's Opted] (Score)	Option2 [Student's Opted] (Score)	Option3 [Student's Opted] (Score)	Option4 [Student's Opted] (Score)	Option5 [Student's Opted] (Score)	%	Mean	Median	S.D.	Variance
Punctuality and Regularity	10.0	Never [0] (1.0)	Rarely [0] (2.0)	Sometimes [0] (3.0)	Often [1] (4.0)	Always [0] (5.0)	80.0	4.0	4.0	0.0	0.0
Subject Knowledge	12.0	Never [0] (1.0)	Rarely [0] (2.0)	Sometimes [0] (3.0)	Often [1] (4.0)	Always [0] (5.0)	80.0	4.0	4.0	0.0	0.0

Enthusiasm in Teaching	10.0	Never [0] (1.0)	Rarely [0] (2.0)	Sometimes [0] (3.0)	Often [1] (4.0)	Always [0] (5.0)	80.0	4.0	4.0	0.0	0.0
Feedback on Understanding of Students	12.0	Never [0] (1.0)	Rarely [0] (2.0)	Sometimes [0] (3.0)	Often [1] (4.0)	Always [0] (5.0)	80.0	4.0	4.0	0.0	0.0
Overall Control on class	12.0	Never [0] (1.0)	Rarely [0] (2.0)	Sometimes [0] (3.0)	Often [1] (4.0)	Always [0] (5.0)	80.0	4.0	4.0	0.0	0.0
Motivation to learn the subjects	10.0	Never [0] (1.0)	Rarely [0] (2.0)	Sometimes [0] (3.0)	Often [1] (4.0)	Always [0] (5.0)	80.0	4.0	4.0	0.0	0.0
Efforts to improve academic performance of students	12.0	Never [0] (1.0)	Rarely [0] (2.0)	Sometimes [0] (3.0)	Often [1] (4.0)	Always [0] (5.0)	80.0	4.0	4.0	0.0	0.0
Communication Skills	12.0	Never [0] (1.0)	Rarely [0] (2.0)	Sometimes [0] (3.0)	Often [1] (4.0)	Always [0] (5.0)	80.0	4.0	4.0	0.0	0.0
Availability outside the classroom.	10.0	Never [0] (1.0)	Rarely [0] (2.0)	Sometimes [0] (3.0)	Often [0] (4.0)	Always [1] (5.0)	100.0	5.0	5.0	0.0	0.0



# Dr. D. Y. Patil Pratishthan's D.Y. Patil College of Engineering

## Faculty Feedback Report

Note: The following report is confidential. Share it with authorized personnel only.

Faculty Name :	Vaishali Laxmikant Kolhe
Department Name :	Computer Engineering
Course Name (Course Code) :	Principles of Programming Languages SE Comp 2019( 210255 SE 2019 )
Overall Percentage Score	88.5
Students Submitted	4

### Objective Questions

Question	Weightage	Option1 [Student's Opted] (Score)	Option2 [Student's Opted] (Score)	Option3 [Student's Opted] (Score)	Option4 [Student's Opted] (Score)	Option5 [Student's Opted] (Score)	%	Mean	Median	S.D.	Variance
Punctuality and Regularity	10.0	Never [0] (1.0)	Rarely [0] (2.0)	Sometimes [0] (3.0)	Often [1] (4.0)	Always [3] (5.0)	95.0	4.75	5.0	0.53	0.28
Subject Knowledge	12.0	Never [0] (1.0)	Rarely [0] (2.0)	Sometimes [0] (3.0)	Often [1] (4.0)	Always [3] (5.0)	95.0	4.75	5.0	0.53	0.28

Enthusiasm in Teaching	10.0	Never [0] (1.0)	Rarely [0] (2.0)	Sometimes [1] (3.0)	Often [3] (4.0)	Always [0] (5.0)	75.0	3.75	4.0	0.53	0.28
Feedback on Understanding of Students	12.0	Never [0] (1.0)	Rarely [0] (2.0)	Sometimes [0] (3.0)	Often [3] (4.0)	Always [1] (5.0)	85.0	4.25	4.0	0.53	0.28
Overall Control on class	12.0	Never [0] (1.0)	Rarely [0] (2.0)	Sometimes [0] (3.0)	Often [2] (4.0)	Always [2] (5.0)	90.0	4.5	4.5	0.71	0.5
Motivation to learn the subjects	10.0	Never [0] (1.0)	Rarely [0] (2.0)	Sometimes [1] (3.0)	Often [0] (4.0)	Always [3] (5.0)	90.0	4.5	5.0	1.06	1.12
Efforts to improve academic performance of students	12.0	Never [0] (1.0)	Rarely [0] (2.0)	Sometimes [1] (3.0)	Often [0] (4.0)	Always [3] (5.0)	90.0	4.5	5.0	1.06	1.12
Communication Skills	12.0	Never [0] (1.0)	Rarely [0] (2.0)	Sometimes [1] (3.0)	Often [0] (4.0)	Always [3] (5.0)	90.0	4.5	5.0	1.06	1.12
Availability outside the classroom.	10.0	Never [0] (1.0)	Rarely [0] (2.0)	Sometimes [1] (3.0)	Often [1] (4.0)	Always [2] (5.0)	85.0	4.25	4.5	0.98	0.97

# Dr. D. Y. Patil Pratishthan's D.Y. Patil College of Engineering

## Faculty Feedback Report

Note: The following report is confidential. Share it with authorized personnel only.

Faculty Name :	Vishakha Arun Metre
Department Name :	Computer Engineering
Course Name (Course Code) :	Software Engineering SE Comp 2019( 210253 SE 2019 )
Overall Percentage Score	100.0
Students Submitted	3

### Objective Questions

Question	Weightage	Option1 [Student's Opted] (Score)	Option2 [Student's Opted] (Score)	Option3 [Student's Opted] (Score)	Option4 [Student's Opted] (Score)	Option5 [Student's Opted] (Score)	%	Mean	Median	S.D.	Variance
Punctuality and Regularity	10.0	Never [0] (1.0)	Rarely [0] (2.0)	Sometimes [0] (3.0)	Often [0] (4.0)	Always [3] (5.0)	100.0	5.0	5.0	0.0	0.0
Subject Knowledge	12.0	Never [0] (1.0)	Rarely [0] (2.0)	Sometimes [0] (3.0)	Often [0] (4.0)	Always [3] (5.0)	100.0	5.0	5.0	0.0	0.0

Enthusiasm in Teaching	10.0	Never [0] (1.0)	Rarely [0] (2.0)	Sometimes [0] (3.0)	Often [0] (4.0)	Always [3] (5.0)	100.0	5.0	5.0	0.0	0.0
Feedback on Understanding of Students	12.0	Never [0] (1.0)	Rarely [0] (2.0)	Sometimes [0] (3.0)	Often [0] (4.0)	Always [3] (5.0)	100.0	5.0	5.0	0.0	0.0
Overall Control on class	12.0	Never [0] (1.0)	Rarely [0] (2.0)	Sometimes [0] (3.0)	Often [0] (4.0)	Always [3] (5.0)	100.0	5.0	5.0	0.0	0.0
Motivation to learn the subjects	10.0	Never [0] (1.0)	Rarely [0] (2.0)	Sometimes [0] (3.0)	Often [0] (4.0)	Always [3] (5.0)	100.0	5.0	5.0	0.0	0.0
Efforts to improve academic performance of students	12.0	Never [0] (1.0)	Rarely [0] (2.0)	Sometimes [0] (3.0)	Often [0] (4.0)	Always [3] (5.0)	100.0	5.0	5.0	0.0	0.0
Communication Skills	12.0	Never [0] (1.0)	Rarely [0] (2.0)	Sometimes [0] (3.0)	Often [0] (4.0)	Always [3] (5.0)	100.0	5.0	5.0	0.0	0.0
Availability outside the classroom.	10.0	Never [0] (1.0)	Rarely [0] (2.0)	Sometimes [0] (3.0)	Often [0] (4.0)	Always [3] (5.0)	100.0	5.0	5.0	0.0	0.0

# Dr. D. Y. Patil Pratishthan's D.Y. Patil College of Engineering

## Faculty Feedback Report

Note: The following report is confidential. Share it with authorized personnel only.

Faculty Name :	VAIBHAV VITTHAL PHULE
Department Name :	Mechanical Engineering
Course Name (Course Code) :	Project (Stage II)( 402053 BE 2019 )
Overall Percentage Score	86.94
Students Submitted	107

### Objective Questions

Question	Weightage	Option1 [Student's Opted] (Score)	Option2 [Student's Opted] (Score)	Option3 [Student's Opted] (Score)	Option4 [Student's Opted] (Score)	Option5 [Student's Opted] (Score)	%	Mean	Median	S.D.	Variance
Punctuality and Regularity	10.0	Never [3] (1.0)	Rarely [3] (2.0)	Sometimes [12] (3.0)	Often [22] (4.0)	Always [67] (5.0)	87.48	4.37	5.0	4.59	21.05
Subject Knowledge	12.0	Never [4] (1.0)	Rarely [2] (2.0)	Sometimes [13] (3.0)	Often [17] (4.0)	Always [71] (5.0)	87.85	4.39	5.0	4.77	22.8

Enthusiasm in Teaching	10.0	Never [4] (1.0)	Rarely [1] (2.0)	Sometimes [12] (3.0)	Often [23] (4.0)	Always [67] (5.0)	87.66	4.38	5.0	4.59	21.03
Feedback on Understanding of Students	12.0	Never [5] (1.0)	Rarely [2] (2.0)	Sometimes [12] (3.0)	Often [23] (4.0)	Always [65] (5.0)	86.36	4.32	5.0	4.9	23.99
Overall Control on class	12.0	Never [4] (1.0)	Rarely [3] (2.0)	Sometimes [13] (3.0)	Often [22] (4.0)	Always [65] (5.0)	86.36	4.32	5.0	4.87	23.68
Motivation to learn the subjects	10.0	Never [4] (1.0)	Rarely [2] (2.0)	Sometimes [11] (3.0)	Often [23] (4.0)	Always [67] (5.0)	87.48	4.37	5.0	4.6	21.19
Efforts to improve academic performance of students	12.0	Never [3] (1.0)	Rarely [4] (2.0)	Sometimes [12] (3.0)	Often [25] (4.0)	Always [63] (5.0)	86.36	4.32	5.0	4.68	21.92
Communication Skills	12.0	Never [4] (1.0)	Rarely [0] (2.0)	Sometimes [14] (3.0)	Often [25] (4.0)	Always [64] (5.0)	87.1	4.36	5.0	4.66	21.7
Availability outside the classroom.	10.0	Never [4] (1.0)	Rarely [2] (2.0)	Sometimes [14] (3.0)	Often [25] (4.0)	Always [62] (5.0)	85.98	4.3	5.0	4.81	23.09



# Dr. D. Y. Patil Pratishthan's D.Y. Patil College of Engineering

## Faculty Feedback Report

Note: The following report is confidential. Share it with authorized personnel only.

Faculty Name :	Vinayak Gajanan Kottawar
Department Name :	Artificial Intelligence and Data Science
Course Name (Course Code) :	Artificial Neural Network( AIDS_317531 )
Overall Percentage Score	94.29
Students Submitted	67

### Objective Questions

Question	Weightage	Option1 [Student's Opted] (Score)	Option2 [Student's Opted] (Score)	Option3 [Student's Opted] (Score)	Option4 [Student's Opted] (Score)	Option5 [Student's Opted] (Score)	%	Mean	Median	S.D.	Variance
Punctuality and Regularity	10.0	Never [0] (1.0)	Rarely [1] (2.0)	Sometimes [3] (3.0)	Often [11] (4.0)	Always [52] (5.0)	94.03	4.7	5.0	2.23	4.98
Subject Knowledge	12.0	Never [0] (1.0)	Rarely [1] (2.0)	Sometimes [2] (3.0)	Often [8] (4.0)	Always [56] (5.0)	95.52	4.78	5.0	1.8	3.22

Enthusiasm in Teaching	10.0	Never [0] (1.0)	Rarely [2] (2.0)	Sometimes [3] (3.0)	Often [7] (4.0)	Always [55] (5.0)	94.33	4.72	5.0	2.2	4.84
Feedback on Understanding of Students	12.0	Never [0] (1.0)	Rarely [3] (2.0)	Sometimes [2] (3.0)	Often [9] (4.0)	Always [53] (5.0)	93.43	4.67	5.0	2.49	6.19
Overall Control on class	12.0	Never [0] (1.0)	Rarely [1] (2.0)	Sometimes [2] (3.0)	Often [10] (4.0)	Always [54] (5.0)	94.93	4.75	5.0	1.98	3.93
Motivation to learn the subjects	10.0	Never [0] (1.0)	Rarely [2] (2.0)	Sometimes [2] (3.0)	Often [8] (4.0)	Always [55] (5.0)	94.63	4.73	5.0	2.1	4.39
Efforts to improve academic performance of students	12.0	Never [0] (1.0)	Rarely [1] (2.0)	Sometimes [3] (3.0)	Often [9] (4.0)	Always [54] (5.0)	94.63	4.73	5.0	2.07	4.3
Communication Skills	12.0	Never [0] (1.0)	Rarely [1] (2.0)	Sometimes [2] (3.0)	Often [8] (4.0)	Always [56] (5.0)	95.52	4.78	5.0	1.8	3.22
Availability outside the classroom.	10.0	Never [0] (1.0)	Rarely [1] (2.0)	Sometimes [7] (3.0)	Often [13] (4.0)	Always [46] (5.0)	91.04	4.55	5.0	2.99	8.96

# Dr. D. Y. Patil Pratishthan's D.Y. Patil College of Engineering

## Faculty Feedback Report

Note: The following report is confidential. Share it with authorized personnel only.

Faculty Name :	vinayak wamanrao Bembrekar
Department Name :	Mechanical Engineering
Course Name (Course Code) :	Computer Integrated Manufacturing( 402048 BE 2019 )
Overall Percentage Score	92.76
Students Submitted	115

### Objective Questions

Question	Weightage	Option1 [Student's Opted] (Score)	Option2 [Student's Opted] (Score)	Option3 [Student's Opted] (Score)	Option4 [Student's Opted] (Score)	Option5 [Student's Opted] (Score)	%	Mean	Median	S.D.	Variance
Punctuality and Regularity	10.0	Never [1] (1.0)	Rarely [0] (2.0)	Sometimes [4] (3.0)	Often [21] (4.0)	Always [89] (5.0)	94.26	4.71	5.0	2.85	8.15
Subject Knowledge	12.0	Never [1] (1.0)	Rarely [1] (2.0)	Sometimes [2] (3.0)	Often [24] (4.0)	Always [87] (5.0)	93.91	4.7	5.0	2.97	8.8

Enthusiasm in Teaching	10.0	Never [1] (1.0)	Rarely [0] (2.0)	Sometimes [9] (3.0)	Often [18] (4.0)	Always [87] (5.0)	93.04	4.65	5.0	3.35	11.2
Feedback on Understanding of Students	12.0	Never [1] (1.0)	Rarely [1] (2.0)	Sometimes [4] (3.0)	Often [27] (4.0)	Always [82] (5.0)	92.7	4.63	5.0	3.3	10.9
Overall Control on class	12.0	Never [1] (1.0)	Rarely [1] (2.0)	Sometimes [6] (3.0)	Often [28] (4.0)	Always [79] (5.0)	91.83	4.59	5.0	3.52	12.41
Motivation to learn the subjects	10.0	Never [1] (1.0)	Rarely [0] (2.0)	Sometimes [9] (3.0)	Often [23] (4.0)	Always [82] (5.0)	92.17	4.61	5.0	3.55	12.59
Efforts to improve academic performance of students	12.0	Never [1] (1.0)	Rarely [1] (2.0)	Sometimes [9] (3.0)	Often [20] (4.0)	Always [84] (5.0)	92.17	4.61	5.0	3.56	12.68
Communication Skills	12.0	Never [1] (1.0)	Rarely [1] (2.0)	Sometimes [6] (3.0)	Often [24] (4.0)	Always [83] (5.0)	92.52	4.63	5.0	3.37	11.34
Availability outside the classroom.	10.0	Never [1] (1.0)	Rarely [1] (2.0)	Sometimes [5] (3.0)	Often [27] (4.0)	Always [81] (5.0)	92.35	4.62	5.0	3.39	11.51

# Dr. D. Y. Patil Pratishthan's D.Y. Patil College of Engineering

## Faculty Feedback Report

Note: The following report is confidential. Share it with authorized personnel only.

Faculty Name :	Vinay Arun Kulkarni
Department Name :	Mechanical Engineering
Course Name (Course Code) :	Project (Stage II)( 402053 BE 2019 )
Overall Percentage Score	89.54
Students Submitted	100

### Objective Questions

Question	Weightage	Option1 [Student's Opted] (Score)	Option2 [Student's Opted] (Score)	Option3 [Student's Opted] (Score)	Option4 [Student's Opted] (Score)	Option5 [Student's Opted] (Score)	%	Mean	Median	S.D.	Variance
Punctuality and Regularity	10.0	Never [0] (1.0)	Rarely [1] (2.0)	Sometimes [12] (3.0)	Often [20] (4.0)	Always [67] (5.0)	90.6	4.53	5.0	3.8	14.47
Subject Knowledge	12.0	Never [0] (1.0)	Rarely [3] (2.0)	Sometimes [10] (3.0)	Often [18] (4.0)	Always [69] (5.0)	90.6	4.53	5.0	3.79	14.34

Enthusiasm in Teaching	10.0	Never [0] (1.0)	Rarely [5] (2.0)	Sometimes [9] (3.0)	Often [19] (4.0)	Always [67] (5.0)	89.6	4.48	5.0	4.04	16.28
Feedback on Understanding of Students	12.0	Never [2] (1.0)	Rarely [2] (2.0)	Sometimes [12] (3.0)	Often [16] (4.0)	Always [68] (5.0)	89.2	4.46	5.0	4.22	17.82
Overall Control on class	12.0	Never [2] (1.0)	Rarely [2] (2.0)	Sometimes [11] (3.0)	Often [16] (4.0)	Always [69] (5.0)	89.6	4.48	5.0	4.1	16.84
Motivation to learn the subjects	10.0	Never [1] (1.0)	Rarely [2] (2.0)	Sometimes [12] (3.0)	Often [24] (4.0)	Always [61] (5.0)	88.4	4.42	5.0	4.1	16.79
Efforts to improve academic performance of students	12.0	Never [0] (1.0)	Rarely [2] (2.0)	Sometimes [12] (3.0)	Often [17] (4.0)	Always [69] (5.0)	90.6	4.53	5.0	3.87	14.96
Communication Skills	12.0	Never [0] (1.0)	Rarely [2] (2.0)	Sometimes [12] (3.0)	Often [21] (4.0)	Always [65] (5.0)	89.8	4.49	5.0	3.94	15.49
Availability outside the classroom.	10.0	Never [1] (1.0)	Rarely [4] (2.0)	Sometimes [15] (3.0)	Often [19] (4.0)	Always [61] (5.0)	87.0	4.35	5.0	4.61	21.26



# Dr. D. Y. Patil Pratishthan's D.Y. Patil College of Engineering

## Faculty Feedback Report

Note: The following report is confidential. Share it with authorized personnel only.

Faculty Name :	Vinod Balkrushna Hiwase
Department Name :	Mechanical Engineering
Course Name (Course Code) :	Computer Aided Engineering Pr( 302050PR TE2019 )
Overall Percentage Score	90.56
Students Submitted	85

### Objective Questions

Question	Weightage	Option1 [Student's Opted] (Score)	Option2 [Student's Opted] (Score)	Option3 [Student's Opted] (Score)	Option4 [Student's Opted] (Score)	Option5 [Student's Opted] (Score)	%	Mean	Median	S.D.	Variance
Punctuality and Regularity	10.0	Never [1] (1.0)	Rarely [0] (2.0)	Sometimes [8] (3.0)	Often [20] (4.0)	Always [56] (5.0)	90.59	4.53	5.0	3.38	11.4
Subject Knowledge	12.0	Never [0] (1.0)	Rarely [2] (2.0)	Sometimes [8] (3.0)	Often [14] (4.0)	Always [61] (5.0)	91.53	4.58	5.0	3.29	10.8

Enthusiasm in Teaching	10.0	Never [2] (1.0)	Rarely [2] (2.0)	Sometimes [8] (3.0)	Often [16] (4.0)	Always [57] (5.0)	89.18	4.46	5.0	3.78	14.28
Feedback on Understanding of Students	12.0	Never [1] (1.0)	Rarely [1] (2.0)	Sometimes [11] (3.0)	Often [12] (4.0)	Always [60] (5.0)	90.35	4.52	5.0	3.72	13.81
Overall Control on class	12.0	Never [1] (1.0)	Rarely [2] (2.0)	Sometimes [7] (3.0)	Often [14] (4.0)	Always [61] (5.0)	91.06	4.55	5.0	3.36	11.3
Motivation to learn the subjects	10.0	Never [1] (1.0)	Rarely [2] (2.0)	Sometimes [11] (3.0)	Often [10] (4.0)	Always [61] (5.0)	90.12	4.51	5.0	3.83	14.66
Efforts to improve academic performance of students	12.0	Never [0] (1.0)	Rarely [3] (2.0)	Sometimes [10] (3.0)	Often [8] (4.0)	Always [64] (5.0)	91.29	4.56	5.0	3.6	12.95
Communication Skills	12.0	Never [0] (1.0)	Rarely [2] (2.0)	Sometimes [10] (3.0)	Often [13] (4.0)	Always [60] (5.0)	90.82	4.54	5.0	3.55	12.6
Availability outside the classroom.	10.0	Never [2] (1.0)	Rarely [2] (2.0)	Sometimes [9] (3.0)	Often [12] (4.0)	Always [60] (5.0)	89.65	4.48	5.0	3.83	14.7

# Dr. D. Y. Patil Pratishthan's D.Y. Patil College of Engineering

## Faculty Feedback Report

Note: The following report is confidential. Share it with authorized personnel only.

Faculty Name :	Vipin Suryakant Vibhute
Department Name :	Instrumentation and Control Engineering
Course Name (Course Code) :	Advanced Embedded System (AES)( 406269 BE 2019 )
Overall Percentage Score	98.2
Students Submitted	6

### Objective Questions

Question	Weightage	Option1 [Student's Opted] (Score)	Option2 [Student's Opted] (Score)	Option3 [Student's Opted] (Score)	Option4 [Student's Opted] (Score)	Option5 [Student's Opted] (Score)	%	Mean	Median	S.D.	Variance
Punctuality and Regularity	10.0	Never [0] (1.0)	Rarely [0] (2.0)	Sometimes [0] (3.0)	Often [0] (4.0)	Always [6] (5.0)	100.0	5.0	5.0	0.0	0.0
Subject Knowledge	12.0	Never [0] (1.0)	Rarely [0] (2.0)	Sometimes [0] (3.0)	Often [0] (4.0)	Always [6] (5.0)	100.0	5.0	5.0	0.0	0.0

Enthusiasm in Teaching	10.0	Never [0] (1.0)	Rarely [0] (2.0)	Sometimes [0] (3.0)	Often [1] (4.0)	Always [5] (5.0)	96.67	4.83	5.0	0.48	0.23
Feedback on Understanding of Students	12.0	Never [0] (1.0)	Rarely [0] (2.0)	Sometimes [0] (3.0)	Often [1] (4.0)	Always [5] (5.0)	96.67	4.83	5.0	0.48	0.23
Overall Control on class	12.0	Never [0] (1.0)	Rarely [0] (2.0)	Sometimes [0] (3.0)	Often [1] (4.0)	Always [5] (5.0)	96.67	4.83	5.0	0.48	0.23
Motivation to learn the subjects	10.0	Never [0] (1.0)	Rarely [0] (2.0)	Sometimes [0] (3.0)	Often [1] (4.0)	Always [5] (5.0)	96.67	4.83	5.0	0.48	0.23
Efforts to improve academic performance of students	12.0	Never [0] (1.0)	Rarely [0] (2.0)	Sometimes [0] (3.0)	Often [0] (4.0)	Always [6] (5.0)	100.0	5.0	5.0	0.0	0.0
Communication Skills	12.0	Never [0] (1.0)	Rarely [0] (2.0)	Sometimes [0] (3.0)	Often [0] (4.0)	Always [6] (5.0)	100.0	5.0	5.0	0.0	0.0
Availability outside the classroom.	10.0	Never [0] (1.0)	Rarely [0] (2.0)	Sometimes [0] (3.0)	Often [1] (4.0)	Always [5] (5.0)	96.67	4.83	5.0	0.48	0.23

# Dr. D. Y. Patil Pratishthan's D.Y. Patil College of Engineering

## Faculty Feedback Report

Note: The following report is confidential. Share it with authorized personnel only.

Faculty Name :	Vishakha Arun Metre
Department Name :	Computer Engineering
Course Name (Course Code) :	Web Technology Laboratory( 310257 TE2019 )
Overall Percentage Score	89.91
Students Submitted	23

### Objective Questions

Question	Weightage	Option1 [Student's Opted] (Score)	Option2 [Student's Opted] (Score)	Option3 [Student's Opted] (Score)	Option4 [Student's Opted] (Score)	Option5 [Student's Opted] (Score)	%	Mean	Median	S.D.	Variance
Punctuality and Regularity	10.0	Never [1] (1.0)	Rarely [1] (2.0)	Sometimes [0] (3.0)	Often [5] (4.0)	Always [16] (5.0)	89.57	4.48	5.0	2.02	4.07
Subject Knowledge	12.0	Never [1] (1.0)	Rarely [0] (2.0)	Sometimes [1] (3.0)	Often [4] (4.0)	Always [17] (5.0)	91.3	4.57	5.0	1.8	3.26

Enthusiasm in Teaching	10.0	Never [1] (1.0)	Rarely [0] (2.0)	Sometimes [2] (3.0)	Often [4] (4.0)	Always [16] (5.0)	89.57	4.48	5.0	2.02	4.1
Feedback on Understanding of Students	12.0	Never [1] (1.0)	Rarely [0] (2.0)	Sometimes [1] (3.0)	Often [6] (4.0)	Always [15] (5.0)	89.57	4.48	5.0	1.91	3.64
Overall Control on class	12.0	Never [1] (1.0)	Rarely [0] (2.0)	Sometimes [0] (3.0)	Often [6] (4.0)	Always [16] (5.0)	91.3	4.57	5.0	1.78	3.16
Motivation to learn the subjects	10.0	Never [1] (1.0)	Rarely [0] (2.0)	Sometimes [2] (3.0)	Often [7] (4.0)	Always [13] (5.0)	86.96	4.35	5.0	2.05	4.19
Efforts to improve academic performance of students	12.0	Never [1] (1.0)	Rarely [0] (2.0)	Sometimes [2] (3.0)	Often [6] (4.0)	Always [14] (5.0)	87.83	4.39	5.0	2.06	4.23
Communication Skills	12.0	Never [1] (1.0)	Rarely [0] (2.0)	Sometimes [0] (3.0)	Often [5] (4.0)	Always [17] (5.0)	92.17	4.61	5.0	1.7	2.89
Availability outside the classroom.	10.0	Never [1] (1.0)	Rarely [0] (2.0)	Sometimes [2] (3.0)	Often [3] (4.0)	Always [17] (5.0)	90.43	4.52	5.0	1.98	3.92

# Dr. D. Y. Patil Pratishthan's D.Y. Patil College of Engineering

## Faculty Feedback Report

Note: The following report is confidential. Share it with authorized personnel only.

Faculty Name :	Vishwalata Mahesh Lakshe
Department Name :	Electronics & Telecommunication Engineering
Course Name (Course Code) :	Cellular Networks( 304192 TE 2019 )
Overall Percentage Score	81.39
Students Submitted	66

### Objective Questions

Question	Weightage	Option1 [Student's Opted] (Score)	Option2 [Student's Opted] (Score)	Option3 [Student's Opted] (Score)	Option4 [Student's Opted] (Score)	Option5 [Student's Opted] (Score)	%	Mean	Median	S.D.	Variance
Punctuality and Regularity	10.0	Never [0] (1.0)	Rarely [1] (2.0)	Sometimes [7] (3.0)	Often [13] (4.0)	Always [45] (5.0)	90.91	4.55	5.0	3.0	8.97
Subject Knowledge	12.0	Never [4] (1.0)	Rarely [4] (2.0)	Sometimes [14] (3.0)	Often [8] (4.0)	Always [36] (5.0)	80.61	4.03	5.0	4.98	24.84



Enthusiasm in Teaching	10.0	Never [6] (1.0)	Rarely [3] (2.0)	Sometimes [11] (3.0)	Often [12] (4.0)	Always [34] (5.0)	79.7	3.98	5.0	5.02	25.23
Feedback on Understanding of Students	12.0	Never [5] (1.0)	Rarely [4] (2.0)	Sometimes [13] (3.0)	Often [15] (4.0)	Always [29] (5.0)	77.88	3.89	4.0	4.66	21.72
Overall Control on class	12.0	Never [3] (1.0)	Rarely [5] (2.0)	Sometimes [12] (3.0)	Often [16] (4.0)	Always [30] (5.0)	79.7	3.98	4.0	4.34	18.88
Motivation to learn the subjects	10.0	Never [4] (1.0)	Rarely [7] (2.0)	Sometimes [10] (3.0)	Often [12] (4.0)	Always [33] (5.0)	79.09	3.95	4.5	4.94	24.37
Efforts to improve academic performance of students	12.0	Never [5] (1.0)	Rarely [3] (2.0)	Sometimes [10] (3.0)	Often [11] (4.0)	Always [37] (5.0)	81.82	4.09	5.0	4.81	23.18
Communication Skills	12.0	Never [4] (1.0)	Rarely [5] (2.0)	Sometimes [9] (3.0)	Often [17] (4.0)	Always [31] (5.0)	80.0	4.0	4.0	4.41	19.48
Availability outside the classroom.	10.0	Never [3] (1.0)	Rarely [3] (2.0)	Sometimes [9] (3.0)	Often [13] (4.0)	Always [38] (5.0)	84.24	4.21	5.0	4.19	17.57

# Dr. D. Y. Patil Pratishthan's D.Y. Patil College of Engineering

## Faculty Feedback Report

Note: The following report is confidential. Share it with authorized personnel only.

Faculty Name :	Vivekanand Bhalchandra Shere
Department Name :	Electronics & Telecommunication Engineering
Course Name (Course Code) :	Power Devices & Circuits( 304194 TE 2019 )
Overall Percentage Score	91.93
Students Submitted	63

### Objective Questions

Question	Weightage	Option1 [Student's Opted] (Score)	Option2 [Student's Opted] (Score)	Option3 [Student's Opted] (Score)	Option4 [Student's Opted] (Score)	Option5 [Student's Opted] (Score)	%	Mean	Median	S.D.	Variance
Punctuality and Regularity	10.0	Never [0] (1.0)	Rarely [3] (2.0)	Sometimes [3] (3.0)	Often [9] (4.0)	Always [48] (5.0)	92.38	4.62	5.0	2.67	7.15
Subject Knowledge	12.0	Never [0] (1.0)	Rarely [0] (2.0)	Sometimes [4] (3.0)	Often [9] (4.0)	Always [50] (5.0)	94.6	4.73	5.0	2.08	4.34

Enthusiasm in Teaching	10.0	Never [0] (1.0)	Rarely [2] (2.0)	Sometimes [5] (3.0)	Often [8] (4.0)	Always [48] (5.0)	92.38	4.62	5.0	2.68	7.17
Feedback on Understanding of Students	12.0	Never [1] (1.0)	Rarely [1] (2.0)	Sometimes [7] (3.0)	Often [13] (4.0)	Always [41] (5.0)	89.21	4.46	5.0	3.21	10.28
Overall Control on class	12.0	Never [0] (1.0)	Rarely [2] (2.0)	Sometimes [5] (3.0)	Often [11] (4.0)	Always [45] (5.0)	91.43	4.57	5.0	2.82	7.93
Motivation to learn the subjects	10.0	Never [1] (1.0)	Rarely [1] (2.0)	Sometimes [3] (3.0)	Often [14] (4.0)	Always [44] (5.0)	91.43	4.57	5.0	2.71	7.32
Efforts to improve academic performance of students	12.0	Never [1] (1.0)	Rarely [2] (2.0)	Sometimes [3] (3.0)	Often [13] (4.0)	Always [44] (5.0)	90.79	4.54	5.0	2.87	8.24
Communication Skills	12.0	Never [0] (1.0)	Rarely [2] (2.0)	Sometimes [5] (3.0)	Often [8] (4.0)	Always [48] (5.0)	92.38	4.62	5.0	2.68	7.17
Availability outside the classroom.	10.0	Never [0] (1.0)	Rarely [2] (2.0)	Sometimes [2] (3.0)	Often [12] (4.0)	Always [47] (5.0)	93.02	4.65	5.0	2.42	5.86

# Dr. D. Y. Patil Pratishthan's D.Y. Patil College of Engineering

## Faculty Feedback Report

Note: The following report is confidential. Share it with authorized personnel only.

Faculty Name :	Vivek Vitthalrao Diware
Department Name :	Mechanical Engineering
Course Name (Course Code) :	Project (Stage II)( 402053 BE 2019 )
Overall Percentage Score	90.41
Students Submitted	99

### Objective Questions

Question	Weightage	Option1 [Student's Opted] (Score)	Option2 [Student's Opted] (Score)	Option3 [Student's Opted] (Score)	Option4 [Student's Opted] (Score)	Option5 [Student's Opted] (Score)	%	Mean	Median	S.D.	Variance
Punctuality and Regularity	10.0	Never [1] (1.0)	Rarely [2] (2.0)	Sometimes [10] (3.0)	Often [14] (4.0)	Always [72] (5.0)	91.11	4.56	5.0	3.71	13.79
Subject Knowledge	12.0	Never [1] (1.0)	Rarely [2] (2.0)	Sometimes [9] (3.0)	Often [17] (4.0)	Always [70] (5.0)	90.91	4.55	5.0	3.67	13.44

Enthusiasm in Teaching	10.0	Never [1] (1.0)	Rarely [3] (2.0)	Sometimes [12] (3.0)	Often [12] (4.0)	Always [71] (5.0)	90.1	4.51	5.0	4.1	16.83
Feedback on Understanding of Students	12.0	Never [2] (1.0)	Rarely [1] (2.0)	Sometimes [12] (3.0)	Often [17] (4.0)	Always [67] (5.0)	89.49	4.47	5.0	4.11	16.88
Overall Control on class	12.0	Never [1] (1.0)	Rarely [1] (2.0)	Sometimes [8] (3.0)	Often [19] (4.0)	Always [70] (5.0)	91.52	4.58	5.0	3.45	11.92
Motivation to learn the subjects	10.0	Never [2] (1.0)	Rarely [4] (2.0)	Sometimes [9] (3.0)	Often [12] (4.0)	Always [72] (5.0)	89.9	4.49	5.0	4.13	17.04
Efforts to improve academic performance of students	12.0	Never [2] (1.0)	Rarely [1] (2.0)	Sometimes [10] (3.0)	Often [16] (4.0)	Always [70] (5.0)	90.51	4.53	5.0	3.85	14.79
Communication Skills	12.0	Never [2] (1.0)	Rarely [1] (2.0)	Sometimes [12] (3.0)	Often [13] (4.0)	Always [71] (5.0)	90.3	4.52	5.0	4.04	16.33
Availability outside the classroom.	10.0	Never [3] (1.0)	Rarely [0] (2.0)	Sometimes [11] (3.0)	Often [17] (4.0)	Always [68] (5.0)	89.7	4.48	5.0	4.11	16.88

# Dr. D. Y. Patil Pratishthan's D.Y. Patil College of Engineering

## Faculty Feedback Report

Note: The following report is confidential. Share it with authorized personnel only.

Faculty Name :	Yogesh Ganpat Kamble
Department Name :	Production Engineering ( Production Sandwich)
Course Name (Course Code) :	Metrology & Quality Control( 311125 (A) TE2019 )
Overall Percentage Score	71.0
Students Submitted	2

### Objective Questions

Question	Weightage	Option1 [Student's Opted] (Score)	Option2 [Student's Opted] (Score)	Option3 [Student's Opted] (Score)	Option4 [Student's Opted] (Score)	Option5 [Student's Opted] (Score)	%	Mean	Median	S.D.	Variance
Punctuality and Regularity	10.0	Never [0] (1.0)	Rarely [0] (2.0)	Sometimes [1] (3.0)	Often [1] (4.0)	Always [0] (5.0)	70.0	3.5	3.5	0.5	0.25
Subject Knowledge	12.0	Never [0] (1.0)	Rarely [0] (2.0)	Sometimes [1] (3.0)	Often [1] (4.0)	Always [0] (5.0)	70.0	3.5	3.5	0.5	0.25

Enthusiasm in Teaching	10.0	Never [0] (1.0)	Rarely [0] (2.0)	Sometimes [1] (3.0)	Often [1] (4.0)	Always [0] (5.0)	70.0	3.5	3.5	0.5	0.25
Feedback on Understanding of Students	12.0	Never [0] (1.0)	Rarely [0] (2.0)	Sometimes [0] (3.0)	Often [2] (4.0)	Always [0] (5.0)	80.0	4.0	4.0	0.0	0.0
Overall Control on class	12.0	Never [0] (1.0)	Rarely [0] (2.0)	Sometimes [1] (3.0)	Often [1] (4.0)	Always [0] (5.0)	70.0	3.5	3.5	0.5	0.25
Motivation to learn the subjects	10.0	Never [0] (1.0)	Rarely [0] (2.0)	Sometimes [0] (3.0)	Often [2] (4.0)	Always [0] (5.0)	80.0	4.0	4.0	0.0	0.0
Efforts to improve academic performance of students	12.0	Never [0] (1.0)	Rarely [0] (2.0)	Sometimes [1] (3.0)	Often [1] (4.0)	Always [0] (5.0)	70.0	3.5	3.5	0.5	0.25
Communication Skills	12.0	Never [0] (1.0)	Rarely [1] (2.0)	Sometimes [0] (3.0)	Often [1] (4.0)	Always [0] (5.0)	60.0	3.0	3.0	1.0	1.0
Availability outside the classroom.	10.0	Never [0] (1.0)	Rarely [0] (2.0)	Sometimes [1] (3.0)	Often [1] (4.0)	Always [0] (5.0)	70.0	3.5	3.5	0.5	0.25

# Dr. D. Y. Patil Pratishthan's D.Y. Patil College of Engineering

## Faculty Feedback Report

Note: The following report is confidential. Share it with authorized personnel only.

Faculty Name :	Yogesh Rajaram Shirke
Department Name :	Electronics & Telecommunication Engineering
Course Name (Course Code) :	Network Security TH and PR( 304195E TE 2019 304198 )
Overall Percentage Score	94.88
Students Submitted	63

### Objective Questions

Question	Weightage	Option1 [Student's Opted] (Score)	Option2 [Student's Opted] (Score)	Option3 [Student's Opted] (Score)	Option4 [Student's Opted] (Score)	Option5 [Student's Opted] (Score)	%	Mean	Median	S.D.	Variance
Punctuality and Regularity	10.0	Never [0] (1.0)	Rarely [0] (2.0)	Sometimes [0] (3.0)	Often [9] (4.0)	Always [54] (5.0)	97.14	4.86	5.0	1.37	1.89
Subject Knowledge	12.0	Never [0] (1.0)	Rarely [0] (2.0)	Sometimes [0] (3.0)	Often [9] (4.0)	Always [54] (5.0)	97.14	4.86	5.0	1.37	1.89



Enthusiasm in Teaching	10.0	Never [0] (1.0)	Rarely [0] (2.0)	Sometimes [1] (3.0)	Often [12] (4.0)	Always [50] (5.0)	95.56	4.78	5.0	1.84	3.39
Feedback on Understanding of Students	12.0	Never [0] (1.0)	Rarely [0] (2.0)	Sometimes [5] (3.0)	Often [8] (4.0)	Always [50] (5.0)	94.29	4.71	5.0	2.22	4.92
Overall Control on class	12.0	Never [1] (1.0)	Rarely [1] (2.0)	Sometimes [5] (3.0)	Often [10] (4.0)	Always [46] (5.0)	91.43	4.57	5.0	2.82	7.97
Motivation to learn the subjects	10.0	Never [0] (1.0)	Rarely [0] (2.0)	Sometimes [3] (3.0)	Often [13] (4.0)	Always [47] (5.0)	93.97	4.7	5.0	2.22	4.91
Efforts to improve academic performance of students	12.0	Never [0] (1.0)	Rarely [0] (2.0)	Sometimes [2] (3.0)	Often [15] (4.0)	Always [46] (5.0)	93.97	4.7	5.0	2.23	4.98
Communication Skills	12.0	Never [0] (1.0)	Rarely [0] (2.0)	Sometimes [2] (3.0)	Often [9] (4.0)	Always [52] (5.0)	95.87	4.79	5.0	1.69	2.84
Availability outside the classroom.	10.0	Never [0] (1.0)	Rarely [0] (2.0)	Sometimes [2] (3.0)	Often [12] (4.0)	Always [49] (5.0)	94.92	4.75	5.0	1.98	3.92

# Dr. D. Y. Patil Pratishthan's D.Y. Patil College of Engineering

## Faculty Feedback Report

Note: The following report is confidential. Share it with authorized personnel only.

Faculty Name :	Yogeshwari Vinod Mahajan
Department Name :	Artificial Intelligence and Data Science
Course Name (Course Code) :	Data Science( AIDS_317529 )
Overall Percentage Score	94.21
Students Submitted	54

### Objective Questions

Question	Weightage	Option1 [Student's Opted] (Score)	Option2 [Student's Opted] (Score)	Option3 [Student's Opted] (Score)	Option4 [Student's Opted] (Score)	Option5 [Student's Opted] (Score)	%	Mean	Median	S.D.	Variance
Punctuality and Regularity	10.0	Never [0] (1.0)	Rarely [0] (2.0)	Sometimes [0] (3.0)	Often [9] (4.0)	Always [45] (5.0)	96.67	4.83	5.0	1.44	2.08
Subject Knowledge	12.0	Never [0] (1.0)	Rarely [0] (2.0)	Sometimes [3] (3.0)	Often [9] (4.0)	Always [42] (5.0)	94.44	4.72	5.0	1.95	3.8

Enthusiasm in Teaching	10.0	Never [0] (1.0)	Rarely [0] (2.0)	Sometimes [1] (3.0)	Often [13] (4.0)	Always [40] (5.0)	94.44	4.72	5.0	1.99	3.97
Feedback on Understanding of Students	12.0	Never [1] (1.0)	Rarely [0] (2.0)	Sometimes [1] (3.0)	Often [12] (4.0)	Always [40] (5.0)	93.33	4.67	5.0	2.19	4.78
Overall Control on class	12.0	Never [1] (1.0)	Rarely [1] (2.0)	Sometimes [5] (3.0)	Often [12] (4.0)	Always [35] (5.0)	89.26	4.46	5.0	2.91	8.44
Motivation to learn the subjects	10.0	Never [0] (1.0)	Rarely [1] (2.0)	Sometimes [0] (3.0)	Often [8] (4.0)	Always [45] (5.0)	95.93	4.8	5.0	1.57	2.45
Efforts to improve academic performance of students	12.0	Never [0] (1.0)	Rarely [0] (2.0)	Sometimes [3] (3.0)	Often [6] (4.0)	Always [45] (5.0)	95.56	4.78	5.0	1.67	2.78
Communication Skills	12.0	Never [0] (1.0)	Rarely [1] (2.0)	Sometimes [0] (3.0)	Often [9] (4.0)	Always [44] (5.0)	95.56	4.78	5.0	1.68	2.82
Availability outside the classroom.	10.0	Never [1] (1.0)	Rarely [1] (2.0)	Sometimes [2] (3.0)	Often [7] (4.0)	Always [43] (5.0)	93.33	4.67	5.0	2.19	4.79

# Dr. D. Y. Patil Pratishthan's D.Y. Patil College of Engineering

## Faculty Feedback Report

Note: The following report is confidential. Share it with authorized personnel only.

Faculty Name :	Yugandhara Sunil Ingale
Department Name :	Civil Engineering
Course Name (Course Code) :	Elective V-Irrigation and Drainage( 401013 c BE 2019 )
Overall Percentage Score	100.0
Students Submitted	1

### Objective Questions

Question	Weightage	Option1 [Student's Opted] (Score)	Option2 [Student's Opted] (Score)	Option3 [Student's Opted] (Score)	Option4 [Student's Opted] (Score)	Option5 [Student's Opted] (Score)	%	Mean	Median	S.D.	Variance
Punctuality and Regularity	10.0	Never [0] (1.0)	Rarely [0] (2.0)	Sometimes [0] (3.0)	Often [0] (4.0)	Always [1] (5.0)	100.0	5.0	5.0	0.0	0.0
Subject Knowledge	12.0	Never [0] (1.0)	Rarely [0] (2.0)	Sometimes [0] (3.0)	Often [0] (4.0)	Always [1] (5.0)	100.0	5.0	5.0	0.0	0.0

Enthusiasm in Teaching	10.0	Never [0] (1.0)	Rarely [0] (2.0)	Sometimes [0] (3.0)	Often [0] (4.0)	Always [1] (5.0)	100.0	5.0	5.0	0.0	0.0
Feedback on Understanding of Students	12.0	Never [0] (1.0)	Rarely [0] (2.0)	Sometimes [0] (3.0)	Often [0] (4.0)	Always [1] (5.0)	100.0	5.0	5.0	0.0	0.0
Overall Control on class	12.0	Never [0] (1.0)	Rarely [0] (2.0)	Sometimes [0] (3.0)	Often [0] (4.0)	Always [1] (5.0)	100.0	5.0	5.0	0.0	0.0
Motivation to learn the subjects	10.0	Never [0] (1.0)	Rarely [0] (2.0)	Sometimes [0] (3.0)	Often [0] (4.0)	Always [1] (5.0)	100.0	5.0	5.0	0.0	0.0
Efforts to improve academic performance of students	12.0	Never [0] (1.0)	Rarely [0] (2.0)	Sometimes [0] (3.0)	Often [0] (4.0)	Always [1] (5.0)	100.0	5.0	5.0	0.0	0.0
Communication Skills	12.0	Never [0] (1.0)	Rarely [0] (2.0)	Sometimes [0] (3.0)	Often [0] (4.0)	Always [1] (5.0)	100.0	5.0	5.0	0.0	0.0
Availability outside the classroom.	10.0	Never [0] (1.0)	Rarely [0] (2.0)	Sometimes [0] (3.0)	Often [0] (4.0)	Always [1] (5.0)	100.0	5.0	5.0	0.0	0.0

# Dr. D. Y. Patil Pratishthan's D.Y. Patil College of Engineering

## Faculty Feedback Report

Note: The following report is confidential. Share it with authorized personnel only.

Faculty Name :	Pradnesh Ramesh Padave
Department Name :	Production Engineering ( Production Sandwich)
Course Name (Course Code) :	Statistics and Numerical Optimization methods( 311088 (A) TE2019 )
Overall Percentage Score	94.6
Students Submitted	2

### Objective Questions

Question	Weightage	Option1 [Student's Opted] (Score)	Option2 [Student's Opted] (Score)	Option3 [Student's Opted] (Score)	Option4 [Student's Opted] (Score)	Option5 [Student's Opted] (Score)	%	Mean	Median	S.D.	Variance
Punctuality and Regularity	10.0	Never [0] (1.0)	Rarely [0] (2.0)	Sometimes [0] (3.0)	Often [1] (4.0)	Always [1] (5.0)	90.0	4.5	4.5	0.5	0.25
Subject Knowledge	12.0	Never [0] (1.0)	Rarely [0] (2.0)	Sometimes [0] (3.0)	Often [1] (4.0)	Always [1] (5.0)	90.0	4.5	4.5	0.5	0.25

Enthusiasm in Teaching	10.0	Never [0] (1.0)	Rarely [0] (2.0)	Sometimes [0] (3.0)	Often [0] (4.0)	Always [2] (5.0)	100.0	5.0	5.0	0.0	0.0
Feedback on Understanding of Students	12.0	Never [0] (1.0)	Rarely [0] (2.0)	Sometimes [0] (3.0)	Often [1] (4.0)	Always [1] (5.0)	90.0	4.5	4.5	0.5	0.25
Overall Control on class	12.0	Never [0] (1.0)	Rarely [0] (2.0)	Sometimes [0] (3.0)	Often [0] (4.0)	Always [2] (5.0)	100.0	5.0	5.0	0.0	0.0
Motivation to learn the subjects	10.0	Never [0] (1.0)	Rarely [0] (2.0)	Sometimes [0] (3.0)	Often [1] (4.0)	Always [1] (5.0)	90.0	4.5	4.5	0.5	0.25
Efforts to improve academic performance of students	12.0	Never [0] (1.0)	Rarely [0] (2.0)	Sometimes [0] (3.0)	Often [0] (4.0)	Always [2] (5.0)	100.0	5.0	5.0	0.0	0.0
Communication Skills	12.0	Never [0] (1.0)	Rarely [0] (2.0)	Sometimes [0] (3.0)	Often [0] (4.0)	Always [2] (5.0)	100.0	5.0	5.0	0.0	0.0
Availability outside the classroom.	10.0	Never [0] (1.0)	Rarely [0] (2.0)	Sometimes [0] (3.0)	Often [1] (4.0)	Always [1] (5.0)	90.0	4.5	4.5	0.5	0.25

# Dr. D. Y. Patil Pratishthan's D.Y. Patil College of Engineering

## Faculty Feedback Report

Note: The following report is confidential. Share it with authorized personnel only.

Faculty Name :	Sachin Ramchandra Jambhale
Department Name :	Mechanical Engineering
Course Name (Course Code) :	Elective - V Quality and Reliability Engineering( 402050A BE 2019 )
Overall Percentage Score	92.84
Students Submitted	109

### Objective Questions

Question	Weightage	Option1 [Student's Opted] (Score)	Option2 [Student's Opted] (Score)	Option3 [Student's Opted] (Score)	Option4 [Student's Opted] (Score)	Option5 [Student's Opted] (Score)	%	Mean	Median	S.D.	Variance
Punctuality and Regularity	10.0	Never [0] (1.0)	Rarely [2] (2.0)	Sometimes [7] (3.0)	Often [17] (4.0)	Always [83] (5.0)	93.21	4.66	5.0	3.15	9.94
Subject Knowledge	12.0	Never [0] (1.0)	Rarely [3] (2.0)	Sometimes [6] (3.0)	Often [16] (4.0)	Always [84] (5.0)	93.21	4.66	5.0	3.16	9.98



Enthusiasm in Teaching	10.0	Never [0] (1.0)	Rarely [2] (2.0)	Sometimes [12] (3.0)	Often [10] (4.0)	Always [85] (5.0)	92.66	4.63	5.0	3.62	13.07
Feedback on Understanding of Students	12.0	Never [0] (1.0)	Rarely [2] (2.0)	Sometimes [9] (3.0)	Often [16] (4.0)	Always [82] (5.0)	92.66	4.63	5.0	3.39	11.48
Overall Control on class	12.0	Never [0] (1.0)	Rarely [1] (2.0)	Sometimes [12] (3.0)	Often [14] (4.0)	Always [82] (5.0)	92.48	4.62	5.0	3.6	12.97
Motivation to learn the subjects	10.0	Never [0] (1.0)	Rarely [5] (2.0)	Sometimes [6] (3.0)	Often [15] (4.0)	Always [83] (5.0)	92.29	4.61	5.0	3.55	12.59
Efforts to improve academic performance of students	12.0	Never [0] (1.0)	Rarely [3] (2.0)	Sometimes [9] (3.0)	Often [14] (4.0)	Always [83] (5.0)	92.48	4.62	5.0	3.49	12.17
Communication Skills	12.0	Never [0] (1.0)	Rarely [2] (2.0)	Sometimes [11] (3.0)	Often [13] (4.0)	Always [83] (5.0)	92.48	4.62	5.0	3.57	12.73
Availability outside the classroom.	10.0	Never [0] (1.0)	Rarely [2] (2.0)	Sometimes [7] (3.0)	Often [11] (4.0)	Always [89] (5.0)	94.31	4.72	5.0	2.84	8.04

# Dr. D. Y. Patil Pratishthan's D.Y. Patil College of Engineering

## Faculty Feedback Report

Note: The following report is confidential. Share it with authorized personnel only.

Faculty Name :	Sagar Bhavsar
Department Name :	Electronics & Telecommunication Engineering
Course Name (Course Code) :	Elective - 5 Mobile Computing TH and PR( BE2019ETC 404191E TH and PR 404196 )
Overall Percentage Score	82.93
Students Submitted	48

### Objective Questions

Question	Weightage	Option1 [Student's Opted] (Score)	Option2 [Student's Opted] (Score)	Option3 [Student's Opted] (Score)	Option4 [Student's Opted] (Score)	Option5 [Student's Opted] (Score)	%	Mean	Median	S.D.	Variance
Punctuality and Regularity	10.0	Never [1] (1.0)	Rarely [3] (2.0)	Sometimes [5] (3.0)	Often [10] (4.0)	Always [29] (5.0)	86.25	4.31	5.0	3.26	10.61
Subject Knowledge	12.0	Never [1] (1.0)	Rarely [3] (2.0)	Sometimes [9] (3.0)	Often [13] (4.0)	Always [22] (5.0)	81.67	4.08	4.0	3.39	11.49

Enthusiasm in Teaching	10.0	Never [0] (1.0)	Rarely [3] (2.0)	Sometimes [13] (3.0)	Often [9] (4.0)	Always [23] (5.0)	81.67	4.08	4.0	3.77	14.22
Feedback on Understanding of Students	12.0	Never [0] (1.0)	Rarely [5] (2.0)	Sometimes [11] (3.0)	Often [5] (4.0)	Always [27] (5.0)	82.5	4.12	5.0	4.14	17.18
Overall Control on class	12.0	Never [0] (1.0)	Rarely [3] (2.0)	Sometimes [10] (3.0)	Often [10] (4.0)	Always [25] (5.0)	83.75	4.19	5.0	3.54	12.5
Motivation to learn the subjects	10.0	Never [1] (1.0)	Rarely [3] (2.0)	Sometimes [11] (3.0)	Often [9] (4.0)	Always [24] (5.0)	81.67	4.08	4.5	3.75	14.07
Efforts to improve academic performance of students	12.0	Never [1] (1.0)	Rarely [3] (2.0)	Sometimes [9] (3.0)	Often [12] (4.0)	Always [23] (5.0)	82.08	4.1	4.0	3.46	11.97
Communication Skills	12.0	Never [0] (1.0)	Rarely [4] (2.0)	Sometimes [7] (3.0)	Often [14] (4.0)	Always [23] (5.0)	83.33	4.17	4.0	3.27	10.72
Availability outside the classroom.	10.0	Never [2] (1.0)	Rarely [2] (2.0)	Sometimes [6] (3.0)	Often [13] (4.0)	Always [25] (5.0)	83.75	4.19	5.0	3.32	11.02

# Dr. D. Y. Patil Pratishthan's D.Y. Patil College of Engineering

## Faculty Feedback Report

Note: The following report is confidential. Share it with authorized personnel only.

Faculty Name :	Sanket Sanjay Patil
Department Name :	Mechanical Engineering
Course Name (Course Code) :	Project (Stage II)( 402053 BE 2019 )
Overall Percentage Score	89.57
Students Submitted	102

### Objective Questions

Question	Weightage	Option1 [Student's Opted] (Score)	Option2 [Student's Opted] (Score)	Option3 [Student's Opted] (Score)	Option4 [Student's Opted] (Score)	Option5 [Student's Opted] (Score)	%	Mean	Median	S.D.	Variance
Punctuality and Regularity	10.0	Never [1] (1.0)	Rarely [0] (2.0)	Sometimes [12] (3.0)	Often [15] (4.0)	Always [74] (5.0)	91.57	4.58	5.0	3.73	13.92
Subject Knowledge	12.0	Never [1] (1.0)	Rarely [1] (2.0)	Sometimes [16] (3.0)	Often [18] (4.0)	Always [66] (5.0)	88.82	4.44	5.0	4.4	19.34

Enthusiasm in Teaching	10.0	Never [0] (1.0)	Rarely [3] (2.0)	Sometimes [15] (3.0)	Often [15] (4.0)	Always [69] (5.0)	89.41	4.47	5.0	4.35	18.88
Feedback on Understanding of Students	12.0	Never [0] (1.0)	Rarely [1] (2.0)	Sometimes [21] (3.0)	Often [16] (4.0)	Always [64] (5.0)	88.04	4.4	5.0	4.83	23.32
Overall Control on class	12.0	Never [0] (1.0)	Rarely [2] (2.0)	Sometimes [17] (3.0)	Often [13] (4.0)	Always [70] (5.0)	89.61	4.48	5.0	4.45	19.8
Motivation to learn the subjects	10.0	Never [1] (1.0)	Rarely [1] (2.0)	Sometimes [14] (3.0)	Often [17] (4.0)	Always [69] (5.0)	89.8	4.49	5.0	4.15	17.26
Efforts to improve academic performance of students	12.0	Never [1] (1.0)	Rarely [0] (2.0)	Sometimes [16] (3.0)	Often [15] (4.0)	Always [70] (5.0)	90.0	4.5	5.0	4.28	18.33
Communication Skills	12.0	Never [0] (1.0)	Rarely [1] (2.0)	Sometimes [16] (3.0)	Often [17] (4.0)	Always [68] (5.0)	89.8	4.49	5.0	4.25	18.1
Availability outside the classroom.	10.0	Never [1] (1.0)	Rarely [2] (2.0)	Sometimes [15] (3.0)	Often [14] (4.0)	Always [70] (5.0)	89.41	4.47	5.0	4.36	19.02

# Dr. D. Y. Patil Pratishthan's D.Y. Patil College of Engineering

## Faculty Feedback Report

Note: The following report is confidential. Share it with authorized personnel only.

Faculty Name :	Sarika Atul Patil
Department Name :	Electronics & Telecommunication Engineering
Course Name (Course Code) :	Advanced JAVA Programming TH and PR( 304195C and 304198 )
Overall Percentage Score	90.31
Students Submitted	51

### Objective Questions

Question	Weightage	Option1 [Student's Opted] (Score)	Option2 [Student's Opted] (Score)	Option3 [Student's Opted] (Score)	Option4 [Student's Opted] (Score)	Option5 [Student's Opted] (Score)	%	Mean	Median	S.D.	Variance
Punctuality and Regularity	10.0	Never [0] (1.0)	Rarely [0] (2.0)	Sometimes [3] (3.0)	Often [6] (4.0)	Always [42] (5.0)	95.29	4.76	5.0	1.7	2.88
Subject Knowledge	12.0	Never [0] (1.0)	Rarely [0] (2.0)	Sometimes [7] (3.0)	Often [15] (4.0)	Always [29] (5.0)	88.63	4.43	5.0	2.85	8.12

Enthusiasm in Teaching	10.0	Never [0] (1.0)	Rarely [1] (2.0)	Sometimes [4] (3.0)	Often [15] (4.0)	Always [31] (5.0)	89.8	4.49	5.0	2.6	6.78
Feedback on Understanding of Students	12.0	Never [0] (1.0)	Rarely [1] (2.0)	Sometimes [7] (3.0)	Often [11] (4.0)	Always [32] (5.0)	89.02	4.45	5.0	2.95	8.68
Overall Control on class	12.0	Never [0] (1.0)	Rarely [0] (2.0)	Sometimes [6] (3.0)	Often [10] (4.0)	Always [35] (5.0)	91.37	4.57	5.0	2.62	6.84
Motivation to learn the subjects	10.0	Never [0] (1.0)	Rarely [2] (2.0)	Sometimes [5] (3.0)	Often [15] (4.0)	Always [29] (5.0)	87.84	4.39	5.0	2.86	8.17
Efforts to improve academic performance of students	12.0	Never [0] (1.0)	Rarely [0] (2.0)	Sometimes [7] (3.0)	Often [14] (4.0)	Always [30] (5.0)	89.02	4.45	5.0	2.85	8.12
Communication Skills	12.0	Never [0] (1.0)	Rarely [1] (2.0)	Sometimes [3] (3.0)	Often [15] (4.0)	Always [32] (5.0)	90.59	4.53	5.0	2.49	6.22
Availability outside the classroom.	10.0	Never [0] (1.0)	Rarely [1] (2.0)	Sometimes [3] (3.0)	Often [12] (4.0)	Always [35] (5.0)	91.76	4.59	5.0	2.37	5.63

# Dr. D. Y. Patil Pratishthan's D.Y. Patil College of Engineering

## Faculty Feedback Report

Note: The following report is confidential. Share it with authorized personnel only.

Faculty Name :	Sayali Nitin Mane
Department Name :	Electronics & Telecommunication Engineering
Course Name (Course Code) :	Fiber Optic Communication( BE2019 ETC 404190 )
Overall Percentage Score	91.92
Students Submitted	68

### Objective Questions

Question	Weightage	Option1 [Student's Opted] (Score)	Option2 [Student's Opted] (Score)	Option3 [Student's Opted] (Score)	Option4 [Student's Opted] (Score)	Option5 [Student's Opted] (Score)	%	Mean	Median	S.D.	Variance
Punctuality and Regularity	10.0	Never [0] (1.0)	Rarely [1] (2.0)	Sometimes [7] (3.0)	Often [9] (4.0)	Always [51] (5.0)	92.35	4.62	5.0	2.83	8.03
Subject Knowledge	12.0	Never [1] (1.0)	Rarely [2] (2.0)	Sometimes [3] (3.0)	Often [10] (4.0)	Always [52] (5.0)	92.35	4.62	5.0	2.7	7.32



Enthusiasm in Teaching	10.0	Never [0] (1.0)	Rarely [1] (2.0)	Sometimes [7] (3.0)	Often [13] (4.0)	Always [47] (5.0)	91.18	4.56	5.0	2.99	8.95
Feedback on Understanding of Students	12.0	Never [0] (1.0)	Rarely [0] (2.0)	Sometimes [8] (3.0)	Often [11] (4.0)	Always [49] (5.0)	92.06	4.6	5.0	2.94	8.63
Overall Control on class	12.0	Never [0] (1.0)	Rarely [1] (2.0)	Sometimes [4] (3.0)	Often [17] (4.0)	Always [46] (5.0)	91.76	4.59	5.0	2.73	7.44
Motivation to learn the subjects	10.0	Never [1] (1.0)	Rarely [1] (2.0)	Sometimes [4] (3.0)	Often [14] (4.0)	Always [48] (5.0)	91.47	4.57	5.0	2.82	7.98
Efforts to improve academic performance of students	12.0	Never [1] (1.0)	Rarely [0] (2.0)	Sometimes [4] (3.0)	Often [11] (4.0)	Always [52] (5.0)	93.24	4.66	5.0	2.49	6.18
Communication Skills	12.0	Never [0] (1.0)	Rarely [3] (2.0)	Sometimes [5] (3.0)	Often [10] (4.0)	Always [50] (5.0)	91.47	4.57	5.0	2.99	8.96
Availability outside the classroom.	10.0	Never [0] (1.0)	Rarely [0] (2.0)	Sometimes [8] (3.0)	Often [14] (4.0)	Always [46] (5.0)	91.18	4.56	5.0	3.04	9.24

# Dr. D. Y. Patil Pratishthan's D.Y. Patil College of Engineering

## Faculty Feedback Report

Note: The following report is confidential. Share it with authorized personnel only.

Faculty Name :	Shilpa Swapnil Jagtap
Department Name :	Electronics & Telecommunication Engineering
Course Name (Course Code) :	Elective - 5 Android Development TH and PR( BE2019 ETC 404191C 404196 )
Overall Percentage Score	92.28
Students Submitted	71

### Objective Questions

Question	Weightage	Option1 [Student's Opted] (Score)	Option2 [Student's Opted] (Score)	Option3 [Student's Opted] (Score)	Option4 [Student's Opted] (Score)	Option5 [Student's Opted] (Score)	%	Mean	Median	S.D.	Variance
Punctuality and Regularity	10.0	Never [0] (1.0)	Rarely [0] (2.0)	Sometimes [5] (3.0)	Often [10] (4.0)	Always [56] (5.0)	94.37	4.72	5.0	2.3	5.27
Subject Knowledge	12.0	Never [1] (1.0)	Rarely [3] (2.0)	Sometimes [6] (3.0)	Often [18] (4.0)	Always [43] (5.0)	87.89	4.39	5.0	3.48	12.14

Enthusiasm in Teaching	10.0	Never [0] (1.0)	Rarely [0] (2.0)	Sometimes [7] (3.0)	Often [12] (4.0)	Always [52] (5.0)	92.68	4.63	5.0	2.79	7.76
Feedback on Understanding of Students	12.0	Never [0] (1.0)	Rarely [1] (2.0)	Sometimes [6] (3.0)	Often [11] (4.0)	Always [53] (5.0)	92.68	4.63	5.0	2.73	7.44
Overall Control on class	12.0	Never [1] (1.0)	Rarely [1] (2.0)	Sometimes [6] (3.0)	Often [14] (4.0)	Always [49] (5.0)	90.7	4.54	5.0	3.09	9.56
Motivation to learn the subjects	10.0	Never [1] (1.0)	Rarely [0] (2.0)	Sometimes [4] (3.0)	Often [13] (4.0)	Always [53] (5.0)	92.96	4.65	5.0	2.59	6.7
Efforts to improve academic performance of students	12.0	Never [1] (1.0)	Rarely [0] (2.0)	Sometimes [3] (3.0)	Often [13] (4.0)	Always [54] (5.0)	93.52	4.68	5.0	2.44	5.94
Communication Skills	12.0	Never [0] (1.0)	Rarely [2] (2.0)	Sometimes [3] (3.0)	Often [14] (4.0)	Always [52] (5.0)	92.68	4.63	5.0	2.64	6.95
Availability outside the classroom.	10.0	Never [0] (1.0)	Rarely [1] (2.0)	Sometimes [5] (3.0)	Often [9] (4.0)	Always [56] (5.0)	93.8	4.69	5.0	2.43	5.89

# Dr. D. Y. Patil Pratishthan's D.Y. Patil College of Engineering

## Faculty Feedback Report

Note: The following report is confidential. Share it with authorized personnel only.

Faculty Name :	Shraddha Arun Bugade
Department Name :	Robotics and Automation
Course Name (Course Code) :	Mandatory Audit Course 6 - Energy Auditing and Management in Industries( 311094 - II (TE 2019) )
Overall Percentage Score	100.0
Students Submitted	1

### Objective Questions

Question	Weightage	Option1 [Student's Opted] (Score)	Option2 [Student's Opted] (Score)	Option3 [Student's Opted] (Score)	Option4 [Student's Opted] (Score)	Option5 [Student's Opted] (Score)	%	Mean	Median	S.D.	Variance
Punctuality and Regularity	10.0	Never [0] (1.0)	Rarely [0] (2.0)	Sometimes [0] (3.0)	Often [0] (4.0)	Always [1] (5.0)	100.0	5.0	5.0	0.0	0.0
Subject Knowledge	12.0	Never [0] (1.0)	Rarely [0]	Sometimes [0]	Often [0] (4.0)	Always [1]	100.0	5.0	5.0	0.0	0.0

			(2.0)	(3.0)		(5.0)					
Enthusiasm in Teaching	10.0	Never [0] (1.0)	Rarely [0] (2.0)	Sometimes [0] (3.0)	Often [0] (4.0)	Always [1] (5.0)	100.0	5.0	5.0	0.0	0.0
Feedback on Understanding of Students	12.0	Never [0] (1.0)	Rarely [0] (2.0)	Sometimes [0] (3.0)	Often [0] (4.0)	Always [1] (5.0)	100.0	5.0	5.0	0.0	0.0
Overall Control on class	12.0	Never [0] (1.0)	Rarely [0] (2.0)	Sometimes [0] (3.0)	Often [0] (4.0)	Always [1] (5.0)	100.0	5.0	5.0	0.0	0.0
Motivation to learn the subjects	10.0	Never [0] (1.0)	Rarely [0] (2.0)	Sometimes [0] (3.0)	Often [0] (4.0)	Always [1] (5.0)	100.0	5.0	5.0	0.0	0.0
Efforts to improve academic performance of students	12.0	Never [0] (1.0)	Rarely [0] (2.0)	Sometimes [0] (3.0)	Often [0] (4.0)	Always [1] (5.0)	100.0	5.0	5.0	0.0	0.0
Communication Skills	12.0	Never [0] (1.0)	Rarely [0] (2.0)	Sometimes [0] (3.0)	Often [0] (4.0)	Always [1] (5.0)	100.0	5.0	5.0	0.0	0.0
Availability outside the classroom.	10.0	Never [0] (1.0)	Rarely [0] (2.0)	Sometimes [0] (3.0)	Often [0] (4.0)	Always [1] (5.0)	100.0	5.0	5.0	0.0	0.0

# Dr. D. Y. Patil Pratishthan's D.Y. Patil College of Engineering

## Faculty Feedback Report

Note: The following report is confidential. Share it with authorized personnel only.

Faculty Name :	Shrikant Bhargav Thorat
Department Name :	Robotics and Automation
Course Name (Course Code) :	Material forming and Mould design- Lab( 311124 (B) TE2019 )
Overall Percentage Score	100.0
Students Submitted	1

### Objective Questions

Question	Weightage	Option1 [Student's Opted] (Score)	Option2 [Student's Opted] (Score)	Option3 [Student's Opted] (Score)	Option4 [Student's Opted] (Score)	Option5 [Student's Opted] (Score)	%	Mean	Median	S.D.	Variance
Punctuality and Regularity	10.0	Never [0] (1.0)	Rarely [0] (2.0)	Sometimes [0] (3.0)	Often [0] (4.0)	Always [1] (5.0)	100.0	5.0	5.0	0.0	0.0
Subject Knowledge	12.0	Never [0] (1.0)	Rarely [0] (2.0)	Sometimes [0] (3.0)	Often [0] (4.0)	Always [1] (5.0)	100.0	5.0	5.0	0.0	0.0

Enthusiasm in Teaching	10.0	Never [0] (1.0)	Rarely [0] (2.0)	Sometimes [0] (3.0)	Often [0] (4.0)	Always [1] (5.0)	100.0	5.0	5.0	0.0	0.0
Feedback on Understanding of Students	12.0	Never [0] (1.0)	Rarely [0] (2.0)	Sometimes [0] (3.0)	Often [0] (4.0)	Always [1] (5.0)	100.0	5.0	5.0	0.0	0.0
Overall Control on class	12.0	Never [0] (1.0)	Rarely [0] (2.0)	Sometimes [0] (3.0)	Often [0] (4.0)	Always [1] (5.0)	100.0	5.0	5.0	0.0	0.0
Motivation to learn the subjects	10.0	Never [0] (1.0)	Rarely [0] (2.0)	Sometimes [0] (3.0)	Often [0] (4.0)	Always [1] (5.0)	100.0	5.0	5.0	0.0	0.0
Efforts to improve academic performance of students	12.0	Never [0] (1.0)	Rarely [0] (2.0)	Sometimes [0] (3.0)	Often [0] (4.0)	Always [1] (5.0)	100.0	5.0	5.0	0.0	0.0
Communication Skills	12.0	Never [0] (1.0)	Rarely [0] (2.0)	Sometimes [0] (3.0)	Often [0] (4.0)	Always [1] (5.0)	100.0	5.0	5.0	0.0	0.0
Availability outside the classroom.	10.0	Never [0] (1.0)	Rarely [0] (2.0)	Sometimes [0] (3.0)	Often [0] (4.0)	Always [1] (5.0)	100.0	5.0	5.0	0.0	0.0

# Dr. D. Y. Patil Pratishthan's D.Y. Patil College of Engineering

## Faculty Feedback Report

Note: The following report is confidential. Share it with authorized personnel only.

Faculty Name :	Shyamsing Vijaysing Thakur
Department Name :	Mechanical Engineering
Course Name (Course Code) :	Internship/ Mini Project( 302055 TE2019 )
Overall Percentage Score	88.86
Students Submitted	99

### Objective Questions

Question	Weightage	Option1 [Student's Opted] (Score)	Option2 [Student's Opted] (Score)	Option3 [Student's Opted] (Score)	Option4 [Student's Opted] (Score)	Option5 [Student's Opted] (Score)	%	Mean	Median	S.D.	Variance
Punctuality and Regularity	10.0	Never [2] (1.0)	Rarely [6] (2.0)	Sometimes [9] (3.0)	Often [15] (4.0)	Always [67] (5.0)	88.08	4.4	5.0	4.55	20.66
Subject Knowledge	12.0	Never [2] (1.0)	Rarely [5] (2.0)	Sometimes [7] (3.0)	Often [17] (4.0)	Always [68] (5.0)	89.09	4.45	5.0	4.19	17.55



Enthusiasm in Teaching	10.0	Never [2] (1.0)	Rarely [7] (2.0)	Sometimes [5] (3.0)	Often [19] (4.0)	Always [66] (5.0)	88.28	4.41	5.0	4.43	19.59
Feedback on Understanding of Students	12.0	Never [2] (1.0)	Rarely [4] (2.0)	Sometimes [9] (3.0)	Often [15] (4.0)	Always [69] (5.0)	89.29	4.46	5.0	4.18	17.5
Overall Control on class	12.0	Never [2] (1.0)	Rarely [4] (2.0)	Sometimes [7] (3.0)	Often [21] (4.0)	Always [65] (5.0)	88.89	4.44	5.0	4.07	16.53
Motivation to learn the subjects	10.0	Never [2] (1.0)	Rarely [5] (2.0)	Sometimes [9] (3.0)	Often [17] (4.0)	Always [66] (5.0)	88.28	4.41	5.0	4.38	19.18
Efforts to improve academic performance of students	12.0	Never [2] (1.0)	Rarely [4] (2.0)	Sometimes [7] (3.0)	Often [17] (4.0)	Always [69] (5.0)	89.7	4.48	5.0	4.0	16.03
Communication Skills	12.0	Never [2] (1.0)	Rarely [3] (2.0)	Sometimes [7] (3.0)	Often [17] (4.0)	Always [70] (5.0)	90.3	4.52	5.0	3.82	14.62
Availability outside the classroom.	10.0	Never [2] (1.0)	Rarely [7] (2.0)	Sometimes [9] (3.0)	Often [16] (4.0)	Always [65] (5.0)	87.27	4.36	5.0	4.73	22.37

# Dr. D. Y. Patil Pratishthan's D.Y. Patil College of Engineering

## Faculty Feedback Report

Note: The following report is confidential. Share it with authorized personnel only.

Faculty Name :	Shyamsing Vijaysing Thakur
Department Name :	Mechanical Engineering
Course Name (Course Code) :	Project (Stage II)( 402053 BE 2019 )
Overall Percentage Score	91.65
Students Submitted	109

## Objective Questions

Question	Weightage	Option1 [Student's Opted] (Score)	Option2 [Student's Opted] (Score)	Option3 [Student's Opted] (Score)	Option4 [Student's Opted] (Score)	Option5 [Student's Opted] (Score)	%	Mean	Median	S.D.	Variance
Punctuality and Regularity	10.0	Never [0] (1.0)	Rarely [2] (2.0)	Sometimes [10] (3.0)	Often [20] (4.0)	Always [77] (5.0)	91.56	4.58	5.0	3.67	13.44
Subject Knowledge	12.0	Never [1] (1.0)	Rarely [1] (2.0)	Sometimes [11] (3.0)	Often [18] (4.0)	Always [78] (5.0)	91.38	4.57	5.0	3.77	14.25

Enthusiasm in Teaching	10.0	Never [1] (1.0)	Rarely [2] (2.0)	Sometimes [9] (3.0)	Often [20] (4.0)	Always [77] (5.0)	91.19	4.56	5.0	3.72	13.86
Feedback on Understanding of Students	12.0	Never [0] (1.0)	Rarely [2] (2.0)	Sometimes [12] (3.0)	Often [19] (4.0)	Always [76] (5.0)	91.01	4.55	5.0	3.89	15.13
Overall Control on class	12.0	Never [0] (1.0)	Rarely [3] (2.0)	Sometimes [10] (3.0)	Often [17] (4.0)	Always [79] (5.0)	91.56	4.58	5.0	3.73	13.92
Motivation to learn the subjects	10.0	Never [0] (1.0)	Rarely [1] (2.0)	Sometimes [9] (3.0)	Often [23] (4.0)	Always [76] (5.0)	91.93	4.6	5.0	3.51	12.32
Efforts to improve academic performance of students	12.0	Never [0] (1.0)	Rarely [3] (2.0)	Sometimes [10] (3.0)	Often [15] (4.0)	Always [81] (5.0)	91.93	4.6	5.0	3.67	13.44
Communication Skills	12.0	Never [0] (1.0)	Rarely [1] (2.0)	Sometimes [8] (3.0)	Often [21] (4.0)	Always [79] (5.0)	92.66	4.63	5.0	3.31	10.96
Availability outside the classroom.	10.0	Never [2] (1.0)	Rarely [1] (2.0)	Sometimes [10] (3.0)	Often [15] (4.0)	Always [81] (5.0)	91.56	4.58	5.0	3.77	14.23

# Dr. D. Y. Patil Pratishthan's D.Y. Patil College of Engineering

## Faculty Feedback Report

Note: The following report is confidential. Share it with authorized personnel only.

Faculty Name :	Snehal Sarangi
Department Name :	Computer Engineering
Course Name (Course Code) :	Data Science and Big Data Analytics Laboratory( 310256 TE2019 )
Overall Percentage Score	81.06
Students Submitted	14

### Objective Questions

Question	Weightage	Option1 [Student's Opted] (Score)	Option2 [Student's Opted] (Score)	Option3 [Student's Opted] (Score)	Option4 [Student's Opted] (Score)	Option5 [Student's Opted] (Score)	%	Mean	Median	S.D.	Variance
Punctuality and Regularity	10.0	Never [0] (1.0)	Rarely [1] (2.0)	Sometimes [1] (3.0)	Often [7] (4.0)	Always [5] (5.0)	82.86	4.14	4.0	1.34	1.8
Subject Knowledge	12.0	Never [0] (1.0)	Rarely [1] (2.0)	Sometimes [3] (3.0)	Often [6] (4.0)	Always [4] (5.0)	78.57	3.93	4.0	1.46	2.15

Enthusiasm in Teaching	10.0	Never [0] (1.0)	Rarely [1] (2.0)	Sometimes [3] (3.0)	Often [6] (4.0)	Always [4] (5.0)	78.57	3.93	4.0	1.46	2.15
Feedback on Understanding of Students	12.0	Never [0] (1.0)	Rarely [1] (2.0)	Sometimes [3] (3.0)	Often [4] (4.0)	Always [6] (5.0)	81.43	4.07	4.0	1.81	3.27
Overall Control on class	12.0	Never [0] (1.0)	Rarely [2] (2.0)	Sometimes [2] (3.0)	Often [5] (4.0)	Always [5] (5.0)	78.57	3.93	4.0	1.84	3.37
Motivation to learn the subjects	10.0	Never [0] (1.0)	Rarely [1] (2.0)	Sometimes [3] (3.0)	Often [4] (4.0)	Always [6] (5.0)	81.43	4.07	4.0	1.81	3.27
Efforts to improve academic performance of students	12.0	Never [0] (1.0)	Rarely [1] (2.0)	Sometimes [4] (3.0)	Often [2] (4.0)	Always [7] (5.0)	81.43	4.07	4.5	2.15	4.64
Communication Skills	12.0	Never [0] (1.0)	Rarely [0] (2.0)	Sometimes [4] (3.0)	Often [4] (4.0)	Always [6] (5.0)	82.86	4.14	4.0	1.85	3.41
Availability outside the classroom.	10.0	Never [0] (1.0)	Rarely [0] (2.0)	Sometimes [3] (3.0)	Often [5] (4.0)	Always [6] (5.0)	84.29	4.21	4.0	1.62	2.62

# Dr. D. Y. Patil Pratishthan's D.Y. Patil College of Engineering

## Faculty Feedback Report

Note: The following report is confidential. Share it with authorized personnel only.

Faculty Name :	Snehal Sarangi
Department Name :	Computer Engineering
Course Name (Course Code) :	Elective V(A)- Natural Language Processing( 410252(A) BE 2019 )
Overall Percentage Score	99.64
Students Submitted	18

### Objective Questions

Question	Weightage	Option1 [Student's Opted] (Score)	Option2 [Student's Opted] (Score)	Option3 [Student's Opted] (Score)	Option4 [Student's Opted] (Score)	Option5 [Student's Opted] (Score)	%	Mean	Median	S.D.	Variance
Punctuality and Regularity	10.0	Never [0] (1.0)	Rarely [0] (2.0)	Sometimes [0] (3.0)	Often [1] (4.0)	Always [17] (5.0)	98.89	4.94	5.0	0.31	0.1
Subject Knowledge	12.0	Never [0] (1.0)	Rarely [0] (2.0)	Sometimes [0] (3.0)	Often [1] (4.0)	Always [17] (5.0)	98.89	4.94	5.0	0.31	0.1

Enthusiasm in Teaching	10.0	Never [0] (1.0)	Rarely [0] (2.0)	Sometimes [0] (3.0)	Often [1] (4.0)	Always [17] (5.0)	98.89	4.94	5.0	0.31	0.1
Feedback on Understanding of Students	12.0	Never [0] (1.0)	Rarely [0] (2.0)	Sometimes [0] (3.0)	Often [0] (4.0)	Always [18] (5.0)	100.0	5.0	5.0	0.0	0.0
Overall Control on class	12.0	Never [0] (1.0)	Rarely [0] (2.0)	Sometimes [0] (3.0)	Often [0] (4.0)	Always [18] (5.0)	100.0	5.0	5.0	0.0	0.0
Motivation to learn the subjects	10.0	Never [0] (1.0)	Rarely [0] (2.0)	Sometimes [0] (3.0)	Often [0] (4.0)	Always [18] (5.0)	100.0	5.0	5.0	0.0	0.0
Efforts to improve academic performance of students	12.0	Never [0] (1.0)	Rarely [0] (2.0)	Sometimes [0] (3.0)	Often [0] (4.0)	Always [18] (5.0)	100.0	5.0	5.0	0.0	0.0
Communication Skills	12.0	Never [0] (1.0)	Rarely [0] (2.0)	Sometimes [0] (3.0)	Often [0] (4.0)	Always [18] (5.0)	100.0	5.0	5.0	0.0	0.0
Availability outside the classroom.	10.0	Never [0] (1.0)	Rarely [0] (2.0)	Sometimes [0] (3.0)	Often [0] (4.0)	Always [18] (5.0)	100.0	5.0	5.0	0.0	0.0

# Dr. D. Y. Patil Pratishthan's D.Y. Patil College of Engineering

## Faculty Feedback Report

Note: The following report is confidential. Share it with authorized personnel only.

Faculty Name :	Sneha Sanjay Sawant
Department Name :	Civil Engineering
Course Name (Course Code) :	Elective VI-TQM and MIS( 401014 a BE 2019 )
Overall Percentage Score	100.0
Students Submitted	3

### Objective Questions

Question	Weightage	Option1 [Student's Opted] (Score)	Option2 [Student's Opted] (Score)	Option3 [Student's Opted] (Score)	Option4 [Student's Opted] (Score)	Option5 [Student's Opted] (Score)	%	Mean	Median	S.D.	Variance
Punctuality and Regularity	10.0	Never [0] (1.0)	Rarely [0] (2.0)	Sometimes [0] (3.0)	Often [0] (4.0)	Always [3] (5.0)	100.0	5.0	5.0	0.0	0.0
Subject Knowledge	12.0	Never [0] (1.0)	Rarely [0] (2.0)	Sometimes [0] (3.0)	Often [0] (4.0)	Always [3] (5.0)	100.0	5.0	5.0	0.0	0.0



Enthusiasm in Teaching	10.0	Never [0] (1.0)	Rarely [0] (2.0)	Sometimes [0] (3.0)	Often [0] (4.0)	Always [3] (5.0)	100.0	5.0	5.0	0.0	0.0
Feedback on Understanding of Students	12.0	Never [0] (1.0)	Rarely [0] (2.0)	Sometimes [0] (3.0)	Often [0] (4.0)	Always [3] (5.0)	100.0	5.0	5.0	0.0	0.0
Overall Control on class	12.0	Never [0] (1.0)	Rarely [0] (2.0)	Sometimes [0] (3.0)	Often [0] (4.0)	Always [3] (5.0)	100.0	5.0	5.0	0.0	0.0
Motivation to learn the subjects	10.0	Never [0] (1.0)	Rarely [0] (2.0)	Sometimes [0] (3.0)	Often [0] (4.0)	Always [3] (5.0)	100.0	5.0	5.0	0.0	0.0
Efforts to improve academic performance of students	12.0	Never [0] (1.0)	Rarely [0] (2.0)	Sometimes [0] (3.0)	Often [0] (4.0)	Always [3] (5.0)	100.0	5.0	5.0	0.0	0.0
Communication Skills	12.0	Never [0] (1.0)	Rarely [0] (2.0)	Sometimes [0] (3.0)	Often [0] (4.0)	Always [3] (5.0)	100.0	5.0	5.0	0.0	0.0
Availability outside the classroom.	10.0	Never [0] (1.0)	Rarely [0] (2.0)	Sometimes [0] (3.0)	Often [0] (4.0)	Always [3] (5.0)	100.0	5.0	5.0	0.0	0.0

# Dr. D. Y. Patil Pratishthan's D.Y. Patil College of Engineering

## Faculty Feedback Report

Note: The following report is confidential. Share it with authorized personnel only.

Faculty Name :	Supriya Balaso Sathe
Department Name :	Computer Engineering
Course Name (Course Code) :	ElectiveVI(A)-Pattern Recognition( 410253(A) BE 2019 )
Overall Percentage Score	93.79
Students Submitted	17

### Objective Questions

Question	Weightage	Option1 [Student's Opted] (Score)	Option2 [Student's Opted] (Score)	Option3 [Student's Opted] (Score)	Option4 [Student's Opted] (Score)	Option5 [Student's Opted] (Score)	%	Mean	Median	S.D.	Variance
Punctuality and Regularity	10.0	Never [0] (1.0)	Rarely [0] (2.0)	Sometimes [1] (3.0)	Often [2] (4.0)	Always [14] (5.0)	95.29	4.76	5.0	0.98	0.96
Subject Knowledge	12.0	Never [0] (1.0)	Rarely [0] (2.0)	Sometimes [1] (3.0)	Often [5] (4.0)	Always [11] (5.0)	91.76	4.59	5.0	1.37	1.86

Enthusiasm in Teaching	10.0	Never [0] (1.0)	Rarely [0] (2.0)	Sometimes [0] (3.0)	Often [4] (4.0)	Always [13] (5.0)	95.29	4.76	5.0	1.05	1.1
Feedback on Understanding of Students	12.0	Never [0] (1.0)	Rarely [0] (2.0)	Sometimes [1] (3.0)	Often [3] (4.0)	Always [13] (5.0)	94.12	4.71	5.0	1.14	1.29
Overall Control on class	12.0	Never [0] (1.0)	Rarely [0] (2.0)	Sometimes [0] (3.0)	Often [6] (4.0)	Always [11] (5.0)	92.94	4.65	5.0	1.33	1.77
Motivation to learn the subjects	10.0	Never [0] (1.0)	Rarely [0] (2.0)	Sometimes [1] (3.0)	Often [5] (4.0)	Always [11] (5.0)	91.76	4.59	5.0	1.37	1.86
Efforts to improve academic performance of students	12.0	Never [0] (1.0)	Rarely [0] (2.0)	Sometimes [0] (3.0)	Often [4] (4.0)	Always [13] (5.0)	95.29	4.76	5.0	1.05	1.1
Communication Skills	12.0	Never [0] (1.0)	Rarely [0] (2.0)	Sometimes [0] (3.0)	Often [7] (4.0)	Always [10] (5.0)	91.76	4.59	5.0	1.41	1.99
Availability outside the classroom.	10.0	Never [0] (1.0)	Rarely [0] (2.0)	Sometimes [0] (3.0)	Often [3] (4.0)	Always [14] (5.0)	96.47	4.82	5.0	0.85	0.72

# Dr. D. Y. Patil Pratishthan's D.Y. Patil College of Engineering

## Faculty Feedback Report

Note: The following report is confidential. Share it with authorized personnel only.

Faculty Name :	Suvarna Prabhuappa Bhatsangave
Department Name :	Artificial Intelligence and Data Science
Course Name (Course Code) :	Mini Project (CS and Elective-II)( AIDS_317536 )
Overall Percentage Score	81.63
Students Submitted	24

### Objective Questions

Question	Weightage	Option1 [Student's Opted] (Score)	Option2 [Student's Opted] (Score)	Option3 [Student's Opted] (Score)	Option4 [Student's Opted] (Score)	Option5 [Student's Opted] (Score)	%	Mean	Median	S.D.	Variance
Punctuality and Regularity	10.0	Never [0] (1.0)	Rarely [2] (2.0)	Sometimes [4] (3.0)	Often [6] (4.0)	Always [12] (5.0)	83.33	4.17	4.5	2.43	5.9
Subject Knowledge	12.0	Never [0] (1.0)	Rarely [1] (2.0)	Sometimes [6] (3.0)	Often [6] (4.0)	Always [11] (5.0)	82.5	4.12	4.0	2.44	5.97

Enthusiasm in Teaching	10.0	Never [0] (1.0)	Rarely [2] (2.0)	Sometimes [5] (3.0)	Often [7] (4.0)	Always [10] (5.0)	80.83	4.04	4.0	2.38	5.66
Feedback on Understanding of Students	12.0	Never [1] (1.0)	Rarely [0] (2.0)	Sometimes [6] (3.0)	Often [8] (4.0)	Always [9] (5.0)	80.0	4.0	4.0	2.29	5.25
Overall Control on class	12.0	Never [0] (1.0)	Rarely [0] (2.0)	Sometimes [7] (3.0)	Often [8] (4.0)	Always [9] (5.0)	81.67	4.08	4.0	2.29	5.25
Motivation to learn the subjects	10.0	Never [0] (1.0)	Rarely [0] (2.0)	Sometimes [7] (3.0)	Often [6] (4.0)	Always [11] (5.0)	83.33	4.17	4.0	2.51	6.32
Efforts to improve academic performance of students	12.0	Never [0] (1.0)	Rarely [2] (2.0)	Sometimes [4] (3.0)	Often [8] (4.0)	Always [10] (5.0)	81.67	4.08	4.0	2.24	5.03
Communication Skills	12.0	Never [0] (1.0)	Rarely [2] (2.0)	Sometimes [5] (3.0)	Often [7] (4.0)	Always [10] (5.0)	80.83	4.04	4.0	2.38	5.66
Availability outside the classroom.	10.0	Never [0] (1.0)	Rarely [2] (2.0)	Sometimes [5] (3.0)	Often [7] (4.0)	Always [10] (5.0)	80.83	4.04	4.0	2.38	5.66

# Dr. D. Y. Patil Pratishthan's D.Y. Patil College of Engineering

## Faculty Feedback Report

Note: The following report is confidential. Share it with authorized personnel only.

Faculty Name :	Swati Pravin Aswale
Department Name :	Electronics & Telecommunication Engineering
Course Name (Course Code) :	Fiber Optic Communication( BE2019 ETC 404190 )
Overall Percentage Score	94.87
Students Submitted	51

### Objective Questions

Question	Weightage	Option1 [Student's Opted] (Score)	Option2 [Student's Opted] (Score)	Option3 [Student's Opted] (Score)	Option4 [Student's Opted] (Score)	Option5 [Student's Opted] (Score)	%	Mean	Median	S.D.	Variance
Punctuality and Regularity	10.0	Never [0] (1.0)	Rarely [0] (2.0)	Sometimes [1] (3.0)	Often [11] (4.0)	Always [39] (5.0)	94.9	4.75	5.0	1.82	3.31
Subject Knowledge	12.0	Never [0] (1.0)	Rarely [0] (2.0)	Sometimes [1] (3.0)	Often [11] (4.0)	Always [39] (5.0)	94.9	4.75	5.0	1.82	3.31

Enthusiasm in Teaching	10.0	Never [0] (1.0)	Rarely [0] (2.0)	Sometimes [2] (3.0)	Often [6] (4.0)	Always [43] (5.0)	96.08	4.8	5.0	1.45	2.11
Feedback on Understanding of Students	12.0	Never [0] (1.0)	Rarely [1] (2.0)	Sometimes [3] (3.0)	Often [9] (4.0)	Always [38] (5.0)	92.94	4.65	5.0	2.19	4.81
Overall Control on class	12.0	Never [0] (1.0)	Rarely [1] (2.0)	Sometimes [1] (3.0)	Often [11] (4.0)	Always [38] (5.0)	93.73	4.69	5.0	2.03	4.1
Motivation to learn the subjects	10.0	Never [0] (1.0)	Rarely [0] (2.0)	Sometimes [1] (3.0)	Often [7] (4.0)	Always [43] (5.0)	96.47	4.82	5.0	1.36	1.85
Efforts to improve academic performance of students	12.0	Never [0] (1.0)	Rarely [0] (2.0)	Sometimes [2] (3.0)	Often [8] (4.0)	Always [41] (5.0)	95.29	4.76	5.0	1.67	2.8
Communication Skills	12.0	Never [0] (1.0)	Rarely [1] (2.0)	Sometimes [2] (3.0)	Often [8] (4.0)	Always [40] (5.0)	94.12	4.71	5.0	1.93	3.71
Availability outside the classroom.	10.0	Never [0] (1.0)	Rarely [0] (2.0)	Sometimes [0] (3.0)	Often [10] (4.0)	Always [41] (5.0)	96.08	4.8	5.0	1.59	2.53

# Dr. D. Y. Patil Pratishthan's D.Y. Patil College of Engineering

## Faculty Feedback Report

Note: The following report is confidential. Share it with authorized personnel only.

Faculty Name :	Tanya Shruti
Department Name :	Information Technology
Course Name (Course Code) :	Cloud Computing (Elective II)( 314454C TE2019 )
Overall Percentage Score	89.08
Students Submitted	58

### Objective Questions

Question	Weightage	Option1 [Student's Opted] (Score)	Option2 [Student's Opted] (Score)	Option3 [Student's Opted] (Score)	Option4 [Student's Opted] (Score)	Option5 [Student's Opted] (Score)	%	Mean	Median	S.D.	Variance
Punctuality and Regularity	10.0	Never [1] (1.0)	Rarely [1] (2.0)	Sometimes [2] (3.0)	Often [11] (4.0)	Always [43] (5.0)	92.41	4.62	5.0	2.43	5.92
Subject Knowledge	12.0	Never [1] (1.0)	Rarely [0] (2.0)	Sometimes [6] (3.0)	Often [18] (4.0)	Always [33] (5.0)	88.28	4.41	5.0	2.97	8.85



Enthusiasm in Teaching	10.0	Never [2] (1.0)	Rarely [0] (2.0)	Sometimes [5] (3.0)	Often [15] (4.0)	Always [36] (5.0)	88.62	4.43	5.0	3.11	9.65
Feedback on Understanding of Students	12.0	Never [1] (1.0)	Rarely [1] (2.0)	Sometimes [5] (3.0)	Often [12] (4.0)	Always [39] (5.0)	90.0	4.5	5.0	2.91	8.47
Overall Control on class	12.0	Never [1] (1.0)	Rarely [1] (2.0)	Sometimes [5] (3.0)	Often [17] (4.0)	Always [34] (5.0)	88.28	4.41	5.0	2.98	8.87
Motivation to learn the subjects	10.0	Never [1] (1.0)	Rarely [1] (2.0)	Sometimes [6] (3.0)	Often [14] (4.0)	Always [36] (5.0)	88.62	4.43	5.0	3.07	9.44
Efforts to improve academic performance of students	12.0	Never [2] (1.0)	Rarely [1] (2.0)	Sometimes [3] (3.0)	Often [15] (4.0)	Always [37] (5.0)	88.97	4.45	5.0	3.04	9.21
Communication Skills	12.0	Never [2] (1.0)	Rarely [1] (2.0)	Sometimes [7] (3.0)	Often [14] (4.0)	Always [34] (5.0)	86.55	4.33	5.0	3.42	11.72
Availability outside the classroom.	10.0	Never [1] (1.0)	Rarely [0] (2.0)	Sometimes [4] (3.0)	Often [15] (4.0)	Always [38] (5.0)	90.69	4.53	5.0	2.71	7.37

# Dr. D. Y. Patil Pratishthan's D.Y. Patil College of Engineering

## Faculty Feedback Report

Note: The following report is confidential. Share it with authorized personnel only.

Faculty Name :	Tapobrata Dey
Department Name :	Mechanical Engineering
Course Name (Course Code) :	Project (Stage II)( 402053 BE 2019 )
Overall Percentage Score	89.91
Students Submitted	114

### Objective Questions

Question	Weightage	Option1 [Student's Opted] (Score)	Option2 [Student's Opted] (Score)	Option3 [Student's Opted] (Score)	Option4 [Student's Opted] (Score)	Option5 [Student's Opted] (Score)	%	Mean	Median	S.D.	Variance
Punctuality and Regularity	10.0	Never [4] (1.0)	Rarely [1] (2.0)	Sometimes [9] (3.0)	Often [21] (4.0)	Always [79] (5.0)	89.82	4.49	5.0	4.3	18.45
Subject Knowledge	12.0	Never [0] (1.0)	Rarely [4] (2.0)	Sometimes [8] (3.0)	Often [23] (4.0)	Always [79] (5.0)	91.05	4.55	5.0	3.83	14.64

Enthusiasm in Teaching	10.0	Never [0] (1.0)	Rarely [4] (2.0)	Sometimes [11] (3.0)	Often [24] (4.0)	Always [75] (5.0)	89.82	4.49	5.0	4.15	17.22
Feedback on Understanding of Students	12.0	Never [0] (1.0)	Rarely [2] (2.0)	Sometimes [15] (3.0)	Often [20] (4.0)	Always [77] (5.0)	90.18	4.51	5.0	4.26	18.17
Overall Control on class	12.0	Never [1] (1.0)	Rarely [3] (2.0)	Sometimes [14] (3.0)	Often [18] (4.0)	Always [78] (5.0)	89.65	4.48	5.0	4.4	19.33
Motivation to learn the subjects	10.0	Never [0] (1.0)	Rarely [4] (2.0)	Sometimes [13] (3.0)	Often [19] (4.0)	Always [78] (5.0)	90.0	4.5	5.0	4.28	18.35
Efforts to improve academic performance of students	12.0	Never [1] (1.0)	Rarely [2] (2.0)	Sometimes [15] (3.0)	Often [21] (4.0)	Always [75] (5.0)	89.3	4.46	5.0	4.42	19.52
Communication Skills	12.0	Never [1] (1.0)	Rarely [2] (2.0)	Sometimes [14] (3.0)	Often [22] (4.0)	Always [75] (5.0)	89.47	4.47	5.0	4.32	18.68
Availability outside the classroom.	10.0	Never [1] (1.0)	Rarely [2] (2.0)	Sometimes [14] (3.0)	Often [20] (4.0)	Always [77] (5.0)	89.82	4.49	5.0	4.3	18.46

# Dr. D. Y. Patil Pratishthan's D.Y. Patil College of Engineering

## Faculty Feedback Report

Note: The following report is confidential. Share it with authorized personnel only.

Faculty Name :	Tejali Vijay Katkar
Department Name :	Artificial Intelligence and Data Science
Course Name (Course Code) :	Cyber security( AIDS_317530 )
Overall Percentage Score	94.82
Students Submitted	53

### Objective Questions

Question	Weightage	Option1 [Student's Opted] (Score)	Option2 [Student's Opted] (Score)	Option3 [Student's Opted] (Score)	Option4 [Student's Opted] (Score)	Option5 [Student's Opted] (Score)	%	Mean	Median	S.D.	Variance
Punctuality and Regularity	10.0	Never [0] (1.0)	Rarely [0] (2.0)	Sometimes [2] (3.0)	Often [7] (4.0)	Always [44] (5.0)	95.85	4.79	5.0	1.55	2.4
Subject Knowledge	12.0	Never [0] (1.0)	Rarely [0] (2.0)	Sometimes [2] (3.0)	Often [12] (4.0)	Always [39] (5.0)	93.96	4.7	5.0	2.04	4.16

Enthusiasm in Teaching	10.0	Never [0] (1.0)	Rarely [0] (2.0)	Sometimes [3] (3.0)	Often [7] (4.0)	Always [43] (5.0)	95.09	4.75	5.0	1.77	3.15
Feedback on Understanding of Students	12.0	Never [0] (1.0)	Rarely [0] (2.0)	Sometimes [2] (3.0)	Often [8] (4.0)	Always [43] (5.0)	95.47	4.77	5.0	1.66	2.75
Overall Control on class	12.0	Never [0] (1.0)	Rarely [0] (2.0)	Sometimes [4] (3.0)	Often [12] (4.0)	Always [37] (5.0)	92.45	4.62	5.0	2.35	5.53
Motivation to learn the subjects	10.0	Never [0] (1.0)	Rarely [0] (2.0)	Sometimes [1] (3.0)	Often [14] (4.0)	Always [38] (5.0)	93.96	4.7	5.0	2.08	4.34
Efforts to improve academic performance of students	12.0	Never [0] (1.0)	Rarely [0] (2.0)	Sometimes [3] (3.0)	Often [6] (4.0)	Always [44] (5.0)	95.47	4.77	5.0	1.68	2.81
Communication Skills	12.0	Never [0] (1.0)	Rarely [0] (2.0)	Sometimes [2] (3.0)	Often [8] (4.0)	Always [43] (5.0)	95.47	4.77	5.0	1.66	2.75
Availability outside the classroom.	10.0	Never [0] (1.0)	Rarely [0] (2.0)	Sometimes [2] (3.0)	Often [7] (4.0)	Always [44] (5.0)	95.85	4.79	5.0	1.55	2.4

# Dr. D. Y. Patil Pratishthan's D.Y. Patil College of Engineering

## Faculty Feedback Report

Note: The following report is confidential. Share it with authorized personnel only.

Faculty Name :	Trupti Ganesh Lonkar
Department Name :	Artificial Intelligence and Data Science
Course Name (Course Code) :	Internship( AIDS_317535 )
Overall Percentage Score	85.89
Students Submitted	18

### Objective Questions

Question	Weightage	Option1 [Student's Opted] (Score)	Option2 [Student's Opted] (Score)	Option3 [Student's Opted] (Score)	Option4 [Student's Opted] (Score)	Option5 [Student's Opted] (Score)	%	Mean	Median	S.D.	Variance
Punctuality and Regularity	10.0	Never [0] (1.0)	Rarely [1] (2.0)	Sometimes [2] (3.0)	Often [5] (4.0)	Always [10] (5.0)	86.67	4.33	5.0	1.82	3.32
Subject Knowledge	12.0	Never [0] (1.0)	Rarely [1] (2.0)	Sometimes [2] (3.0)	Often [6] (4.0)	Always [9] (5.0)	85.56	4.28	4.5	1.78	3.15

Enthusiasm in Teaching	10.0	Never [0] (1.0)	Rarely [1] (2.0)	Sometimes [3] (3.0)	Often [5] (4.0)	Always [9] (5.0)	84.44	4.22	4.5	1.95	3.81
Feedback on Understanding of Students	12.0	Never [0] (1.0)	Rarely [1] (2.0)	Sometimes [3] (3.0)	Often [5] (4.0)	Always [9] (5.0)	84.44	4.22	4.5	1.95	3.81
Overall Control on class	12.0	Never [0] (1.0)	Rarely [1] (2.0)	Sometimes [2] (3.0)	Often [7] (4.0)	Always [8] (5.0)	84.44	4.22	4.0	1.7	2.89
Motivation to learn the subjects	10.0	Never [0] (1.0)	Rarely [1] (2.0)	Sometimes [2] (3.0)	Often [5] (4.0)	Always [10] (5.0)	86.67	4.33	5.0	1.82	3.32
Efforts to improve academic performance of students	12.0	Never [0] (1.0)	Rarely [1] (2.0)	Sometimes [2] (3.0)	Often [5] (4.0)	Always [10] (5.0)	86.67	4.33	5.0	1.82	3.32
Communication Skills	12.0	Never [0] (1.0)	Rarely [1] (2.0)	Sometimes [2] (3.0)	Often [5] (4.0)	Always [10] (5.0)	86.67	4.33	5.0	1.82	3.32
Availability outside the classroom.	10.0	Never [0] (1.0)	Rarely [1] (2.0)	Sometimes [2] (3.0)	Often [4] (4.0)	Always [11] (5.0)	87.78	4.39	5.0	1.84	3.39

# Dr. D. Y. Patil Pratishthan's D.Y. Patil College of Engineering

## Faculty Feedback Report

Note: The following report is confidential. Share it with authorized personnel only.

Faculty Name :	Trupti Rhishikesh Wagh
Department Name :	Electronics & Telecommunication Engineering
Course Name (Course Code) :	Cellular Networks( 304192 TE 2019 )
Overall Percentage Score	91.3
Students Submitted	63

### Objective Questions

Question	Weightage	Option1 [Student's Opted] (Score)	Option2 [Student's Opted] (Score)	Option3 [Student's Opted] (Score)	Option4 [Student's Opted] (Score)	Option5 [Student's Opted] (Score)	%	Mean	Median	S.D.	Variance
Punctuality and Regularity	10.0	Never [0] (1.0)	Rarely [1] (2.0)	Sometimes [6] (3.0)	Often [19] (4.0)	Always [37] (5.0)	89.21	4.46	5.0	2.98	8.86
Subject Knowledge	12.0	Never [0] (1.0)	Rarely [0] (2.0)	Sometimes [6] (3.0)	Often [10] (4.0)	Always [47] (5.0)	93.02	4.65	5.0	2.55	6.51



Enthusiasm in Teaching	10.0	Never [0] (1.0)	Rarely [1] (2.0)	Sometimes [3] (3.0)	Often [15] (4.0)	Always [44] (5.0)	92.38	4.62	5.0	2.51	6.31
Feedback on Understanding of Students	12.0	Never [1] (1.0)	Rarely [1] (2.0)	Sometimes [5] (3.0)	Often [15] (4.0)	Always [41] (5.0)	89.84	4.49	5.0	2.99	8.92
Overall Control on class	12.0	Never [0] (1.0)	Rarely [0] (2.0)	Sometimes [6] (3.0)	Often [14] (4.0)	Always [43] (5.0)	91.75	4.59	5.0	2.74	7.51
Motivation to learn the subjects	10.0	Never [0] (1.0)	Rarely [1] (2.0)	Sometimes [6] (3.0)	Often [15] (4.0)	Always [41] (5.0)	90.48	4.52	5.0	2.91	8.46
Efforts to improve academic performance of students	12.0	Never [0] (1.0)	Rarely [1] (2.0)	Sometimes [5] (3.0)	Often [10] (4.0)	Always [47] (5.0)	92.7	4.63	5.0	2.55	6.48
Communication Skills	12.0	Never [0] (1.0)	Rarely [0] (2.0)	Sometimes [5] (3.0)	Often [13] (4.0)	Always [45] (5.0)	92.7	4.63	5.0	2.53	6.43
Availability outside the classroom.	10.0	Never [0] (1.0)	Rarely [3] (2.0)	Sometimes [7] (3.0)	Often [12] (4.0)	Always [41] (5.0)	88.89	4.44	5.0	3.34	11.16

# Dr. D. Y. Patil Pratishthan's D.Y. Patil College of Engineering

## Faculty Feedback Report

Note: The following report is confidential. Share it with authorized personnel only.

Faculty Name :	Usha Jadhav
Department Name :	Electronics & Telecommunication Engineering
Course Name (Course Code) :	Power Devices & Circuits( 304194 TE 2019 )
Overall Percentage Score	88.43
Students Submitted	66

### Objective Questions

Question	Weightage	Option1 [Student's Opted] (Score)	Option2 [Student's Opted] (Score)	Option3 [Student's Opted] (Score)	Option4 [Student's Opted] (Score)	Option5 [Student's Opted] (Score)	%	Mean	Median	S.D.	Variance
Punctuality and Regularity	10.0	Never [1] (1.0)	Rarely [0] (2.0)	Sometimes [3] (3.0)	Often [17] (4.0)	Always [45] (5.0)	91.82	4.59	5.0	2.68	7.2
Subject Knowledge	12.0	Never [0] (1.0)	Rarely [3] (2.0)	Sometimes [4] (3.0)	Often [17] (4.0)	Always [42] (5.0)	89.7	4.48	5.0	3.08	9.5

Enthusiasm in Teaching	10.0	Never [1] (1.0)	Rarely [0] (2.0)	Sometimes [8] (3.0)	Often [13] (4.0)	Always [44] (5.0)	90.0	4.5	5.0	3.22	10.34
Feedback on Understanding of Students	12.0	Never [3] (1.0)	Rarely [5] (2.0)	Sometimes [3] (3.0)	Often [15] (4.0)	Always [40] (5.0)	85.45	4.27	5.0	4.09	16.71
Overall Control on class	12.0	Never [2] (1.0)	Rarely [1] (2.0)	Sometimes [8] (3.0)	Often [14] (4.0)	Always [41] (5.0)	87.58	4.38	5.0	3.59	12.88
Motivation to learn the subjects	10.0	Never [2] (1.0)	Rarely [3] (2.0)	Sometimes [5] (3.0)	Often [15] (4.0)	Always [41] (5.0)	87.27	4.36	5.0	3.59	12.92
Efforts to improve academic performance of students	12.0	Never [2] (1.0)	Rarely [1] (2.0)	Sometimes [6] (3.0)	Often [16] (4.0)	Always [41] (5.0)	88.18	4.41	5.0	3.38	11.42
Communication Skills	12.0	Never [2] (1.0)	Rarely [4] (2.0)	Sometimes [4] (3.0)	Often [14] (4.0)	Always [42] (5.0)	87.27	4.36	5.0	3.7	13.71
Availability outside the classroom.	10.0	Never [1] (1.0)	Rarely [4] (2.0)	Sometimes [2] (3.0)	Often [15] (4.0)	Always [44] (5.0)	89.39	4.47	5.0	3.29	10.79

# Dr. D. Y. Patil Pratishthan's D.Y. Patil College of Engineering

## Faculty Feedback Report

Note: The following report is confidential. Share it with authorized personnel only.

Faculty Name :	Yogesh Ganpat Kamble
Department Name :	Production Engineering ( Production Sandwich)
Course Name (Course Code) :	Metrology & Quality Control- Lab( 311125 (B) TE2019 )
Overall Percentage Score	66.6
Students Submitted	2

### Objective Questions

Question	Weightage	Option1 [Student's Opted] (Score)	Option2 [Student's Opted] (Score)	Option3 [Student's Opted] (Score)	Option4 [Student's Opted] (Score)	Option5 [Student's Opted] (Score)	%	Mean	Median	S.D.	Variance
Punctuality and Regularity	10.0	Never [0] (1.0)	Rarely [0] (2.0)	Sometimes [1] (3.0)	Often [1] (4.0)	Always [0] (5.0)	70.0	3.5	3.5	0.5	0.25
Subject Knowledge	12.0	Never [0] (1.0)	Rarely [0] (2.0)	Sometimes [1] (3.0)	Often [1] (4.0)	Always [0] (5.0)	70.0	3.5	3.5	0.5	0.25

Enthusiasm in Teaching	10.0	Never [0] (1.0)	Rarely [0] (2.0)	Sometimes [2] (3.0)	Often [0] (4.0)	Always [0] (5.0)	60.0	3.0	3.0	0.0	0.0
Feedback on Understanding of Students	12.0	Never [0] (1.0)	Rarely [0] (2.0)	Sometimes [1] (3.0)	Often [1] (4.0)	Always [0] (5.0)	70.0	3.5	3.5	0.5	0.25
Overall Control on class	12.0	Never [0] (1.0)	Rarely [0] (2.0)	Sometimes [2] (3.0)	Often [0] (4.0)	Always [0] (5.0)	60.0	3.0	3.0	0.0	0.0
Motivation to learn the subjects	10.0	Never [0] (1.0)	Rarely [0] (2.0)	Sometimes [1] (3.0)	Often [1] (4.0)	Always [0] (5.0)	70.0	3.5	3.5	0.5	0.25
Efforts to improve academic performance of students	12.0	Never [0] (1.0)	Rarely [0] (2.0)	Sometimes [1] (3.0)	Often [1] (4.0)	Always [0] (5.0)	70.0	3.5	3.5	0.5	0.25
Communication Skills	12.0	Never [0] (1.0)	Rarely [0] (2.0)	Sometimes [2] (3.0)	Often [0] (4.0)	Always [0] (5.0)	60.0	3.0	3.0	0.0	0.0
Availability outside the classroom.	10.0	Never [0] (1.0)	Rarely [0] (2.0)	Sometimes [1] (3.0)	Often [1] (4.0)	Always [0] (5.0)	70.0	3.5	3.5	0.5	0.25

# Dr. D. Y. Patil Pratishthan's D.Y. Patil College of Engineering

## Faculty Feedback Report

Note: The following report is confidential. Share it with authorized personnel only.

Faculty Name :	Yogeshwari Vinod Mahajan
Department Name :	Artificial Intelligence and Data Science
Course Name (Course Code) :	Data Science( AIDS_317529 )
Overall Percentage Score	94.21
Students Submitted	54

### Objective Questions

Question	Weightage	Option1 [Student's Opted] (Score)	Option2 [Student's Opted] (Score)	Option3 [Student's Opted] (Score)	Option4 [Student's Opted] (Score)	Option5 [Student's Opted] (Score)	%	Mean	Median	S.D.	Variance
Punctuality and Regularity	10.0	Never [0] (1.0)	Rarely [0] (2.0)	Sometimes [0] (3.0)	Often [9] (4.0)	Always [45] (5.0)	96.67	4.83	5.0	1.44	2.08
Subject Knowledge	12.0	Never [0] (1.0)	Rarely [0] (2.0)	Sometimes [3] (3.0)	Often [9] (4.0)	Always [42] (5.0)	94.44	4.72	5.0	1.95	3.8

Enthusiasm in Teaching	10.0	Never [0] (1.0)	Rarely [0] (2.0)	Sometimes [1] (3.0)	Often [13] (4.0)	Always [40] (5.0)	94.44	4.72	5.0	1.99	3.97
Feedback on Understanding of Students	12.0	Never [1] (1.0)	Rarely [0] (2.0)	Sometimes [1] (3.0)	Often [12] (4.0)	Always [40] (5.0)	93.33	4.67	5.0	2.19	4.78
Overall Control on class	12.0	Never [1] (1.0)	Rarely [1] (2.0)	Sometimes [5] (3.0)	Often [12] (4.0)	Always [35] (5.0)	89.26	4.46	5.0	2.91	8.44
Motivation to learn the subjects	10.0	Never [0] (1.0)	Rarely [1] (2.0)	Sometimes [0] (3.0)	Often [8] (4.0)	Always [45] (5.0)	95.93	4.8	5.0	1.57	2.45
Efforts to improve academic performance of students	12.0	Never [0] (1.0)	Rarely [0] (2.0)	Sometimes [3] (3.0)	Often [6] (4.0)	Always [45] (5.0)	95.56	4.78	5.0	1.67	2.78
Communication Skills	12.0	Never [0] (1.0)	Rarely [1] (2.0)	Sometimes [0] (3.0)	Often [9] (4.0)	Always [44] (5.0)	95.56	4.78	5.0	1.68	2.82
Availability outside the classroom.	10.0	Never [1] (1.0)	Rarely [1] (2.0)	Sometimes [2] (3.0)	Often [7] (4.0)	Always [43] (5.0)	93.33	4.67	5.0	2.19	4.79

# Dr. D. Y. Patil Pratishthan's D.Y. Patil College of Engineering

## Faculty Feedback Report

Note: The following report is confidential. Share it with authorized personnel only.

Faculty Name :	Kiran Yashwant Shiralkar
Department Name :	Mechanical Engineering
Course Name (Course Code) :	Project (Stage II)( 402053 BE 2019 )
Overall Percentage Score	87.43
Students Submitted	100

### Objective Questions

Question	Weightage	Option1 [Student's Opted] (Score)	Option2 [Student's Opted] (Score)	Option3 [Student's Opted] (Score)	Option4 [Student's Opted] (Score)	Option5 [Student's Opted] (Score)	%	Mean	Median	S.D.	Variance
Punctuality and Regularity	10.0	Never [1] (1.0)	Rarely [4] (2.0)	Sometimes [13] (3.0)	Often [15] (4.0)	Always [67] (5.0)	88.6	4.43	5.0	4.42	19.52
Subject Knowledge	12.0	Never [2] (1.0)	Rarely [4] (2.0)	Sometimes [14] (3.0)	Often [15] (4.0)	Always [65] (5.0)	87.4	4.37	5.0	4.7	22.11



Enthusiasm in Teaching	10.0	Never [0] (1.0)	Rarely [5] (2.0)	Sometimes [16] (3.0)	Often [12] (4.0)	Always [67] (5.0)	88.2	4.41	5.0	4.73	22.41
Feedback on Understanding of Students	12.0	Never [1] (1.0)	Rarely [4] (2.0)	Sometimes [17] (3.0)	Often [16] (4.0)	Always [62] (5.0)	86.8	4.34	5.0	4.82	23.22
Overall Control on class	12.0	Never [3] (1.0)	Rarely [1] (2.0)	Sometimes [17] (3.0)	Often [17] (4.0)	Always [62] (5.0)	86.8	4.34	5.0	4.83	23.33
Motivation to learn the subjects	10.0	Never [3] (1.0)	Rarely [3] (2.0)	Sometimes [13] (3.0)	Often [16] (4.0)	Always [65] (5.0)	87.4	4.37	5.0	4.67	21.82
Efforts to improve academic performance of students	12.0	Never [1] (1.0)	Rarely [4] (2.0)	Sometimes [14] (3.0)	Often [15] (4.0)	Always [66] (5.0)	88.2	4.41	5.0	4.53	20.48
Communication Skills	12.0	Never [2] (1.0)	Rarely [3] (2.0)	Sometimes [16] (3.0)	Often [15] (4.0)	Always [64] (5.0)	87.2	4.36	5.0	4.77	22.76
Availability outside the classroom.	10.0	Never [2] (1.0)	Rarely [5] (2.0)	Sometimes [15] (3.0)	Often [15] (4.0)	Always [63] (5.0)	86.4	4.32	5.0	4.93	24.29

# Dr. D. Y. Patil Pratishthan's D.Y. Patil College of Engineering

## Faculty Feedback Report

Note: The following report is confidential. Share it with authorized personnel only.

Faculty Name :	Krishnakant Dhanyakumar Mohare
Department Name :	Mechanical Engineering
Course Name (Course Code) :	Project (Stage II)( 402053 BE 2019 )
Overall Percentage Score	87.73
Students Submitted	105

### Objective Questions

Question	Weightage	Option1 [Student's Opted] (Score)	Option2 [Student's Opted] (Score)	Option3 [Student's Opted] (Score)	Option4 [Student's Opted] (Score)	Option5 [Student's Opted] (Score)	%	Mean	Median	S.D.	Variance
Punctuality and Regularity	10.0	Never [0] (1.0)	Rarely [0] (2.0)	Sometimes [12] (3.0)	Often [23] (4.0)	Always [70] (5.0)	91.05	4.55	5.0	3.77	14.19
Subject Knowledge	12.0	Never [0] (1.0)	Rarely [6] (2.0)	Sometimes [13] (3.0)	Often [21] (4.0)	Always [65] (5.0)	87.62	4.38	5.0	4.59	21.04

Enthusiasm in Teaching	10.0	Never [1] (1.0)	Rarely [3] (2.0)	Sometimes [14] (3.0)	Often [21] (4.0)	Always [66] (5.0)	88.19	4.41	5.0	4.41	19.49
Feedback on Understanding of Students	12.0	Never [3] (1.0)	Rarely [3] (2.0)	Sometimes [11] (3.0)	Often [23] (4.0)	Always [65] (5.0)	87.43	4.37	5.0	4.5	20.22
Overall Control on class	12.0	Never [0] (1.0)	Rarely [5] (2.0)	Sometimes [16] (3.0)	Often [17] (4.0)	Always [67] (5.0)	87.81	4.39	5.0	4.73	22.38
Motivation to learn the subjects	10.0	Never [0] (1.0)	Rarely [3] (2.0)	Sometimes [17] (3.0)	Often [22] (4.0)	Always [63] (5.0)	87.62	4.38	5.0	4.57	20.89
Efforts to improve academic performance of students	12.0	Never [1] (1.0)	Rarely [1] (2.0)	Sometimes [19] (3.0)	Often [22] (4.0)	Always [62] (5.0)	87.24	4.36	5.0	4.7	22.05
Communication Skills	12.0	Never [1] (1.0)	Rarely [3] (2.0)	Sometimes [16] (3.0)	Often [24] (4.0)	Always [61] (5.0)	86.86	4.34	5.0	4.57	20.92
Availability outside the classroom.	10.0	Never [1] (1.0)	Rarely [5] (2.0)	Sometimes [16] (3.0)	Often [22] (4.0)	Always [61] (5.0)	86.1	4.3	5.0	4.8	23.08

# Dr. D. Y. Patil Pratishthan's D.Y. Patil College of Engineering

## Faculty Feedback Report

Note: The following report is confidential. Share it with authorized personnel only.

Faculty Name :	Manasi Dnyanesh Karajgar
Department Name :	Artificial Intelligence and Data Science
Course Name (Course Code) :	Internship( AIDS_317535 )
Overall Percentage Score	90.07
Students Submitted	48

### Objective Questions

Question	Weightage	Option1 [Student's Opted] (Score)	Option2 [Student's Opted] (Score)	Option3 [Student's Opted] (Score)	Option4 [Student's Opted] (Score)	Option5 [Student's Opted] (Score)	%	Mean	Median	S.D.	Variance
Punctuality and Regularity	10.0	Never [0] (1.0)	Rarely [0] (2.0)	Sometimes [5] (3.0)	Often [14] (4.0)	Always [29] (5.0)	90.0	4.5	5.0	2.56	6.57
Subject Knowledge	12.0	Never [0] (1.0)	Rarely [0] (2.0)	Sometimes [4] (3.0)	Often [15] (4.0)	Always [29] (5.0)	90.42	4.52	5.0	2.46	6.07

Enthusiasm in Teaching	10.0	Never [0] (1.0)	Rarely [0] (2.0)	Sometimes [4] (3.0)	Often [13] (4.0)	Always [31] (5.0)	91.25	4.56	5.0	2.4	5.76
Feedback on Understanding of Students	12.0	Never [0] (1.0)	Rarely [0] (2.0)	Sometimes [4] (3.0)	Often [15] (4.0)	Always [29] (5.0)	90.42	4.52	5.0	2.46	6.07
Overall Control on class	12.0	Never [0] (1.0)	Rarely [0] (2.0)	Sometimes [5] (3.0)	Often [14] (4.0)	Always [29] (5.0)	90.0	4.5	5.0	2.56	6.57
Motivation to learn the subjects	10.0	Never [0] (1.0)	Rarely [0] (2.0)	Sometimes [4] (3.0)	Often [16] (4.0)	Always [28] (5.0)	90.0	4.5	5.0	2.48	6.17
Efforts to improve academic performance of students	12.0	Never [0] (1.0)	Rarely [0] (2.0)	Sometimes [6] (3.0)	Often [15] (4.0)	Always [27] (5.0)	88.75	4.44	5.0	2.69	7.25
Communication Skills	12.0	Never [0] (1.0)	Rarely [0] (2.0)	Sometimes [4] (3.0)	Often [17] (4.0)	Always [27] (5.0)	89.58	4.48	5.0	2.5	6.23
Availability outside the classroom.	10.0	Never [0] (1.0)	Rarely [0] (2.0)	Sometimes [4] (3.0)	Often [15] (4.0)	Always [29] (5.0)	90.42	4.52	5.0	2.46	6.07

# Dr. D. Y. Patil Pratishthan's D.Y. Patil College of Engineering

## Faculty Feedback Report

Note: The following report is confidential. Share it with authorized personnel only.

Faculty Name :	Monica Pankaj Ugale
Department Name :	Mechanical Engineering
Course Name (Course Code) :	Artificial Intelligence & Machine Learning PR( 302049PR TE2019 )
Overall Percentage Score	88.71
Students Submitted	68

### Objective Questions

Question	Weightage	Option1 [Student's Opted] (Score)	Option2 [Student's Opted] (Score)	Option3 [Student's Opted] (Score)	Option4 [Student's Opted] (Score)	Option5 [Student's Opted] (Score)	%	Mean	Median	S.D.	Variance
Punctuality and Regularity	10.0	Never [3] (1.0)	Rarely [2] (2.0)	Sometimes [5] (3.0)	Often [9] (4.0)	Always [49] (5.0)	89.12	4.46	5.0	3.66	13.42
Subject Knowledge	12.0	Never [2] (1.0)	Rarely [5] (2.0)	Sometimes [5] (3.0)	Often [10] (4.0)	Always [46] (5.0)	87.35	4.37	5.0	4.01	16.06

Enthusiasm in Teaching	10.0	Never [2] (1.0)	Rarely [3] (2.0)	Sometimes [4] (3.0)	Often [13] (4.0)	Always [46] (5.0)	88.82	4.44	5.0	3.49	12.18
Feedback on Understanding of Students	12.0	Never [2] (1.0)	Rarely [3] (2.0)	Sometimes [3] (3.0)	Often [10] (4.0)	Always [50] (5.0)	90.29	4.51	5.0	3.3	10.92
Overall Control on class	12.0	Never [2] (1.0)	Rarely [4] (2.0)	Sometimes [4] (3.0)	Often [14] (4.0)	Always [44] (5.0)	87.65	4.38	5.0	3.71	13.74
Motivation to learn the subjects	10.0	Never [3] (1.0)	Rarely [2] (2.0)	Sometimes [4] (3.0)	Often [12] (4.0)	Always [47] (5.0)	88.82	4.44	5.0	3.6	12.96
Efforts to improve academic performance of students	12.0	Never [2] (1.0)	Rarely [4] (2.0)	Sometimes [4] (3.0)	Often [9] (4.0)	Always [49] (5.0)	89.12	4.46	5.0	3.65	13.32
Communication Skills	12.0	Never [2] (1.0)	Rarely [3] (2.0)	Sometimes [7] (3.0)	Often [9] (4.0)	Always [47] (5.0)	88.24	4.41	5.0	3.79	14.33
Availability outside the classroom.	10.0	Never [3] (1.0)	Rarely [3] (2.0)	Sometimes [3] (3.0)	Often [10] (4.0)	Always [49] (5.0)	89.12	4.46	5.0	3.66	13.42

# Dr. D. Y. Patil Pratishthan's D.Y. Patil College of Engineering

## Faculty Feedback Report

Note: The following report is confidential. Share it with authorized personnel only.

Faculty Name :	Monica Pankaj Ugale
Department Name :	Mechanical Engineering
Course Name (Course Code) :	Project (Stage II)( 402053 BE 2019 )
Overall Percentage Score	89.68
Students Submitted	109

### Objective Questions

Question	Weightage	Option1 [Student's Opted] (Score)	Option2 [Student's Opted] (Score)	Option3 [Student's Opted] (Score)	Option4 [Student's Opted] (Score)	Option5 [Student's Opted] (Score)	%	Mean	Median	S.D.	Variance
Punctuality and Regularity	10.0	Never [0] (1.0)	Rarely [3] (2.0)	Sometimes [12] (3.0)	Often [23] (4.0)	Always [71] (5.0)	89.72	4.49	5.0	4.1	16.78
Subject Knowledge	12.0	Never [2] (1.0)	Rarely [1] (2.0)	Sometimes [9] (3.0)	Often [26] (4.0)	Always [71] (5.0)	89.91	4.5	5.0	3.93	15.46



Enthusiasm in Teaching	10.0	Never [1] (1.0)	Rarely [3] (2.0)	Sometimes [11] (3.0)	Often [20] (4.0)	Always [74] (5.0)	89.91	4.5	5.0	4.1	16.8
Feedback on Understanding of Students	12.0	Never [1] (1.0)	Rarely [4] (2.0)	Sometimes [11] (3.0)	Often [19] (4.0)	Always [74] (5.0)	89.54	4.48	5.0	4.23	17.93
Overall Control on class	12.0	Never [1] (1.0)	Rarely [3] (2.0)	Sometimes [12] (3.0)	Often [20] (4.0)	Always [73] (5.0)	89.54	4.48	5.0	4.21	17.7
Motivation to learn the subjects	10.0	Never [0] (1.0)	Rarely [3] (2.0)	Sometimes [12] (3.0)	Often [21] (4.0)	Always [73] (5.0)	90.09	4.5	5.0	4.07	16.54
Efforts to improve academic performance of students	12.0	Never [0] (1.0)	Rarely [3] (2.0)	Sometimes [11] (3.0)	Often [20] (4.0)	Always [75] (5.0)	90.64	4.53	5.0	3.93	15.47
Communication Skills	12.0	Never [2] (1.0)	Rarely [1] (2.0)	Sometimes [14] (3.0)	Often [22] (4.0)	Always [70] (5.0)	88.81	4.44	5.0	4.38	19.16
Availability outside the classroom.	10.0	Never [1] (1.0)	Rarely [3] (2.0)	Sometimes [14] (3.0)	Often [19] (4.0)	Always [72] (5.0)	88.99	4.45	5.0	4.41	19.46

# Dr. D. Y. Patil Pratishthan's D.Y. Patil College of Engineering

## Faculty Feedback Report

Note: The following report is confidential. Share it with authorized personnel only.

Faculty Name :	Mrunalini Sandeep Shewale
Department Name :	Civil Engineering
Course Name (Course Code) :	Dams and Hydraulics Structure( 401011 BE 2019 )
Overall Percentage Score	93.49
Students Submitted	7

### Objective Questions

Question	Weightage	Option1 [Student's Opted] (Score)	Option2 [Student's Opted] (Score)	Option3 [Student's Opted] (Score)	Option4 [Student's Opted] (Score)	Option5 [Student's Opted] (Score)	%	Mean	Median	S.D.	Variance
Punctuality and Regularity	10.0	Never [0] (1.0)	Rarely [0] (2.0)	Sometimes [0] (3.0)	Often [1] (4.0)	Always [6] (5.0)	97.14	4.86	5.0	0.46	0.21
Subject Knowledge	12.0	Never [0] (1.0)	Rarely [1] (2.0)	Sometimes [0] (3.0)	Often [1] (4.0)	Always [5] (5.0)	88.57	4.43	5.0	1.43	2.03

Enthusiasm in Teaching	10.0	Never [0] (1.0)	Rarely [0] (2.0)	Sometimes [1] (3.0)	Often [1] (4.0)	Always [5] (5.0)	91.43	4.57	5.0	1.03	1.06
Feedback on Understanding of Students	12.0	Never [0] (1.0)	Rarely [0] (2.0)	Sometimes [1] (3.0)	Often [1] (4.0)	Always [5] (5.0)	91.43	4.57	5.0	1.03	1.06
Overall Control on class	12.0	Never [0] (1.0)	Rarely [0] (2.0)	Sometimes [1] (3.0)	Often [1] (4.0)	Always [5] (5.0)	91.43	4.57	5.0	1.03	1.06
Motivation to learn the subjects	10.0	Never [0] (1.0)	Rarely [0] (2.0)	Sometimes [0] (3.0)	Often [1] (4.0)	Always [6] (5.0)	97.14	4.86	5.0	0.46	0.21
Efforts to improve academic performance of students	12.0	Never [0] (1.0)	Rarely [0] (2.0)	Sometimes [0] (3.0)	Often [1] (4.0)	Always [6] (5.0)	97.14	4.86	5.0	0.46	0.21
Communication Skills	12.0	Never [0] (1.0)	Rarely [0] (2.0)	Sometimes [1] (3.0)	Often [1] (4.0)	Always [5] (5.0)	91.43	4.57	5.0	1.03	1.06
Availability outside the classroom.	10.0	Never [0] (1.0)	Rarely [0] (2.0)	Sometimes [0] (3.0)	Often [1] (4.0)	Always [6] (5.0)	97.14	4.86	5.0	0.46	0.21

# Dr. D. Y. Patil Pratishthan's D.Y. Patil College of Engineering

## Faculty Feedback Report

Note: The following report is confidential. Share it with authorized personnel only.

Faculty Name :	Mukta Narendra Patil
Department Name :	Computer Engineering
Course Name (Course Code) :	Internship( 310255 TE2019 )
Overall Percentage Score	85.61
Students Submitted	33

### Objective Questions

Question	Weightage	Option1 [Student's Opted] (Score)	Option2 [Student's Opted] (Score)	Option3 [Student's Opted] (Score)	Option4 [Student's Opted] (Score)	Option5 [Student's Opted] (Score)	%	Mean	Median	S.D.	Variance
Punctuality and Regularity	10.0	Never [1] (1.0)	Rarely [0] (2.0)	Sometimes [2] (3.0)	Often [12] (4.0)	Always [18] (5.0)	87.88	4.39	5.0	2.21	4.87
Subject Knowledge	12.0	Never [1] (1.0)	Rarely [1] (2.0)	Sometimes [2] (3.0)	Often [11] (4.0)	Always [18] (5.0)	86.67	4.33	5.0	2.34	5.49

Enthusiasm in Teaching	10.0	Never [2] (1.0)	Rarely [1] (2.0)	Sometimes [2] (3.0)	Often [9] (4.0)	Always [19] (5.0)	85.45	4.27	5.0	2.76	7.62
Feedback on Understanding of Students	12.0	Never [2] (1.0)	Rarely [1] (2.0)	Sometimes [2] (3.0)	Often [11] (4.0)	Always [17] (5.0)	84.24	4.21	5.0	2.68	7.18
Overall Control on class	12.0	Never [2] (1.0)	Rarely [1] (2.0)	Sometimes [4] (3.0)	Often [10] (4.0)	Always [16] (5.0)	82.42	4.12	4.0	2.82	7.96
Motivation to learn the subjects	10.0	Never [2] (1.0)	Rarely [0] (2.0)	Sometimes [5] (3.0)	Often [10] (4.0)	Always [16] (5.0)	83.03	4.15	4.0	2.8	7.86
Efforts to improve academic performance of students	12.0	Never [2] (1.0)	Rarely [0] (2.0)	Sometimes [3] (3.0)	Often [11] (4.0)	Always [17] (5.0)	84.85	4.24	5.0	2.63	6.94
Communication Skills	12.0	Never [1] (1.0)	Rarely [0] (2.0)	Sometimes [2] (3.0)	Often [12] (4.0)	Always [18] (5.0)	87.88	4.39	5.0	2.21	4.87
Availability outside the classroom.	10.0	Never [1] (1.0)	Rarely [0] (2.0)	Sometimes [3] (3.0)	Often [9] (4.0)	Always [20] (5.0)	88.48	4.42	5.0	2.32	5.37

# Dr. D. Y. Patil Pratishthan's D.Y. Patil College of Engineering

## Faculty Feedback Report

Note: The following report is confidential. Share it with authorized personnel only.

Faculty Name :	Mukta Narendra Patil
Department Name :	Computer Engineering
Course Name (Course Code) :	Web Technology Laboratory( 310257 TE2019 )
Overall Percentage Score	88.8
Students Submitted	11

### Objective Questions

Question	Weightage	Option1 [Student's Opted] (Score)	Option2 [Student's Opted] (Score)	Option3 [Student's Opted] (Score)	Option4 [Student's Opted] (Score)	Option5 [Student's Opted] (Score)	%	Mean	Median	S.D.	Variance
Punctuality and Regularity	10.0	Never [0] (1.0)	Rarely [0] (2.0)	Sometimes [1] (3.0)	Often [5] (4.0)	Always [5] (5.0)	87.27	4.36	4.0	1.18	1.39
Subject Knowledge	12.0	Never [0] (1.0)	Rarely [0] (2.0)	Sometimes [0] (3.0)	Often [6] (4.0)	Always [5] (5.0)	89.09	4.45	4.0	1.16	1.35

Enthusiasm in Teaching	10.0	Never [0] (1.0)	Rarely [0] (2.0)	Sometimes [0] (3.0)	Often [6] (4.0)	Always [5] (5.0)	89.09	4.45	4.0	1.16	1.35
Feedback on Understanding of Students	12.0	Never [0] (1.0)	Rarely [1] (2.0)	Sometimes [0] (3.0)	Often [5] (4.0)	Always [5] (5.0)	85.45	4.27	4.0	1.36	1.84
Overall Control on class	12.0	Never [0] (1.0)	Rarely [1] (2.0)	Sometimes [0] (3.0)	Often [5] (4.0)	Always [5] (5.0)	85.45	4.27	4.0	1.36	1.84
Motivation to learn the subjects	10.0	Never [0] (1.0)	Rarely [0] (2.0)	Sometimes [0] (3.0)	Often [5] (4.0)	Always [6] (5.0)	90.91	4.55	5.0	1.16	1.35
Efforts to improve academic performance of students	12.0	Never [0] (1.0)	Rarely [0] (2.0)	Sometimes [0] (3.0)	Often [5] (4.0)	Always [6] (5.0)	90.91	4.55	5.0	1.16	1.35
Communication Skills	12.0	Never [0] (1.0)	Rarely [0] (2.0)	Sometimes [1] (3.0)	Often [4] (4.0)	Always [6] (5.0)	89.09	4.45	5.0	1.21	1.47
Availability outside the classroom.	10.0	Never [0] (1.0)	Rarely [0] (2.0)	Sometimes [0] (3.0)	Often [4] (4.0)	Always [7] (5.0)	92.73	4.64	5.0	1.09	1.18

# Dr. D. Y. Patil Pratishthan's D.Y. Patil College of Engineering

## Faculty Feedback Report

Note: The following report is confidential. Share it with authorized personnel only.

Faculty Name :	Namrata Sumit Soni
Department Name :	Computer Engineering
Course Name (Course Code) :	Laboratory Practice II( 310258 TE2019 )
Overall Percentage Score	81.08
Students Submitted	23

### Objective Questions

Question	Weightage	Option1 [Student's Opted] (Score)	Option2 [Student's Opted] (Score)	Option3 [Student's Opted] (Score)	Option4 [Student's Opted] (Score)	Option5 [Student's Opted] (Score)	%	Mean	Median	S.D.	Variance
Punctuality and Regularity	10.0	Never [1] (1.0)	Rarely [1] (2.0)	Sometimes [5] (3.0)	Often [3] (4.0)	Always [13] (5.0)	82.61	4.13	5.0	2.75	7.58
Subject Knowledge	12.0	Never [2] (1.0)	Rarely [0] (2.0)	Sometimes [5] (3.0)	Often [5] (4.0)	Always [11] (5.0)	80.0	4.0	4.0	2.81	7.91



Enthusiasm in Teaching	10.0	Never [2] (1.0)	Rarely [0] (2.0)	Sometimes [4] (3.0)	Often [5] (4.0)	Always [12] (5.0)	81.74	4.09	5.0	2.78	7.71
Feedback on Understanding of Students	12.0	Never [2] (1.0)	Rarely [0] (2.0)	Sometimes [6] (3.0)	Often [5] (4.0)	Always [10] (5.0)	78.26	3.91	4.0	2.82	7.93
Overall Control on class	12.0	Never [1] (1.0)	Rarely [0] (2.0)	Sometimes [5] (3.0)	Often [4] (4.0)	Always [13] (5.0)	84.35	4.22	5.0	2.57	6.59
Motivation to learn the subjects	10.0	Never [2] (1.0)	Rarely [1] (2.0)	Sometimes [5] (3.0)	Often [5] (4.0)	Always [10] (5.0)	77.39	3.87	4.0	2.82	7.98
Efforts to improve academic performance of students	12.0	Never [1] (1.0)	Rarely [1] (2.0)	Sometimes [5] (3.0)	Often [5] (4.0)	Always [11] (5.0)	80.87	4.04	4.0	2.57	6.58
Communication Skills	12.0	Never [1] (1.0)	Rarely [0] (2.0)	Sometimes [5] (3.0)	Often [6] (4.0)	Always [11] (5.0)	82.61	4.13	4.0	2.41	5.82
Availability outside the classroom.	10.0	Never [1] (1.0)	Rarely [2] (2.0)	Sometimes [3] (3.0)	Often [5] (4.0)	Always [12] (5.0)	81.74	4.09	5.0	2.62	6.86

# Dr. D. Y. Patil Pratishthan's D.Y. Patil College of Engineering

## Faculty Feedback Report

Note: The following report is confidential. Share it with authorized personnel only.

Faculty Name :	Neha Vijaykumar Bagdiya
Department Name :	Civil Engineering
Course Name (Course Code) :	Elective VI-TQM and MIS( 401014 a BE 2019 )
Overall Percentage Score	98.5
Students Submitted	4

### Objective Questions

Question	Weightage	Option1 [Student's Opted] (Score)	Option2 [Student's Opted] (Score)	Option3 [Student's Opted] (Score)	Option4 [Student's Opted] (Score)	Option5 [Student's Opted] (Score)	%	Mean	Median	S.D.	Variance
Punctuality and Regularity	10.0	Never [0] (1.0)	Rarely [0] (2.0)	Sometimes [0] (3.0)	Often [0] (4.0)	Always [4] (5.0)	100.0	5.0	5.0	0.0	0.0
Subject Knowledge	12.0	Never [0] (1.0)	Rarely [0] (2.0)	Sometimes [0] (3.0)	Often [0] (4.0)	Always [4] (5.0)	100.0	5.0	5.0	0.0	0.0

Enthusiasm in Teaching	10.0	Never [0] (1.0)	Rarely [0] (2.0)	Sometimes [0] (3.0)	Often [0] (4.0)	Always [4] (5.0)	100.0	5.0	5.0	0.0	0.0
Feedback on Understanding of Students	12.0	Never [0] (1.0)	Rarely [0] (2.0)	Sometimes [0] (3.0)	Often [0] (4.0)	Always [4] (5.0)	100.0	5.0	5.0	0.0	0.0
Overall Control on class	12.0	Never [0] (1.0)	Rarely [0] (2.0)	Sometimes [0] (3.0)	Often [0] (4.0)	Always [4] (5.0)	100.0	5.0	5.0	0.0	0.0
Motivation to learn the subjects	10.0	Never [0] (1.0)	Rarely [0] (2.0)	Sometimes [0] (3.0)	Often [0] (4.0)	Always [4] (5.0)	100.0	5.0	5.0	0.0	0.0
Efforts to improve academic performance of students	12.0	Never [0] (1.0)	Rarely [0] (2.0)	Sometimes [0] (3.0)	Often [0] (4.0)	Always [4] (5.0)	100.0	5.0	5.0	0.0	0.0
Communication Skills	12.0	Never [0] (1.0)	Rarely [0] (2.0)	Sometimes [0] (3.0)	Often [0] (4.0)	Always [4] (5.0)	100.0	5.0	5.0	0.0	0.0
Availability outside the classroom.	10.0	Never [0] (1.0)	Rarely [1] (2.0)	Sometimes [0] (3.0)	Often [0] (4.0)	Always [3] (5.0)	85.0	4.25	5.0	1.59	2.53

# Dr. D. Y. Patil Pratishthan's D.Y. Patil College of Engineering

## Faculty Feedback Report

Note: The following report is confidential. Share it with authorized personnel only.

Faculty Name :	Nilam Sachin Patil
Department Name :	Computer Engineering
Course Name (Course Code) :	BE COMP Laboratory V( 410254 BE 2019 )
Overall Percentage Score	97.63
Students Submitted	15

### Objective Questions

Question	Weightage	Option1 [Student's Opted] (Score)	Option2 [Student's Opted] (Score)	Option3 [Student's Opted] (Score)	Option4 [Student's Opted] (Score)	Option5 [Student's Opted] (Score)	%	Mean	Median	S.D.	Variance
Punctuality and Regularity	10.0	Never [0] (1.0)	Rarely [0] (2.0)	Sometimes [0] (3.0)	Often [2] (4.0)	Always [13] (5.0)	97.33	4.87	5.0	0.63	0.4
Subject Knowledge	12.0	Never [0] (1.0)	Rarely [0] (2.0)	Sometimes [0] (3.0)	Often [1] (4.0)	Always [14] (5.0)	98.67	4.93	5.0	0.34	0.12

Enthusiasm in Teaching	10.0	Never [0] (1.0)	Rarely [0] (2.0)	Sometimes [0] (3.0)	Often [1] (4.0)	Always [14] (5.0)	98.67	4.93	5.0	0.34	0.12
Feedback on Understanding of Students	12.0	Never [0] (1.0)	Rarely [0] (2.0)	Sometimes [0] (3.0)	Often [2] (4.0)	Always [13] (5.0)	97.33	4.87	5.0	0.63	0.4
Overall Control on class	12.0	Never [0] (1.0)	Rarely [0] (2.0)	Sometimes [0] (3.0)	Often [2] (4.0)	Always [13] (5.0)	97.33	4.87	5.0	0.63	0.4
Motivation to learn the subjects	10.0	Never [0] (1.0)	Rarely [0] (2.0)	Sometimes [0] (3.0)	Often [2] (4.0)	Always [13] (5.0)	97.33	4.87	5.0	0.63	0.4
Efforts to improve academic performance of students	12.0	Never [0] (1.0)	Rarely [0] (2.0)	Sometimes [0] (3.0)	Often [2] (4.0)	Always [13] (5.0)	97.33	4.87	5.0	0.63	0.4
Communication Skills	12.0	Never [0] (1.0)	Rarely [0] (2.0)	Sometimes [0] (3.0)	Often [2] (4.0)	Always [13] (5.0)	97.33	4.87	5.0	0.63	0.4
Availability outside the classroom.	10.0	Never [0] (1.0)	Rarely [0] (2.0)	Sometimes [0] (3.0)	Often [2] (4.0)	Always [13] (5.0)	97.33	4.87	5.0	0.63	0.4

# Dr. D. Y. Patil Pratishthan's D.Y. Patil College of Engineering

## Faculty Feedback Report

Note: The following report is confidential. Share it with authorized personnel only.

Faculty Name :	Nilesh Madhukar Mahajan
Department Name :	Production Engineering ( Production Sandwich)
Course Name (Course Code) :	Elective- I World Class Manufacturing( 311126 (A)-IV TE2019 )
Overall Percentage Score	90.0
Students Submitted	2

### Objective Questions

Question	Weightage	Option1 [Student's Opted] (Score)	Option2 [Student's Opted] (Score)	Option3 [Student's Opted] (Score)	Option4 [Student's Opted] (Score)	Option5 [Student's Opted] (Score)	%	Mean	Median	S.D.	Variance
Punctuality and Regularity	10.0	Never [0] (1.0)	Rarely [0] (2.0)	Sometimes [0] (3.0)	Often [1] (4.0)	Always [1] (5.0)	90.0	4.5	4.5	0.5	0.25
Subject Knowledge	12.0	Never [0] (1.0)	Rarely [0] (2.0)	Sometimes [0] (3.0)	Often [1] (4.0)	Always [1] (5.0)	90.0	4.5	4.5	0.5	0.25

Enthusiasm in Teaching	10.0	Never [0] (1.0)	Rarely [0] (2.0)	Sometimes [0] (3.0)	Often [1] (4.0)	Always [1] (5.0)	90.0	4.5	4.5	0.5	0.25
Feedback on Understanding of Students	12.0	Never [0] (1.0)	Rarely [0] (2.0)	Sometimes [0] (3.0)	Often [1] (4.0)	Always [1] (5.0)	90.0	4.5	4.5	0.5	0.25
Overall Control on class	12.0	Never [0] (1.0)	Rarely [0] (2.0)	Sometimes [0] (3.0)	Often [1] (4.0)	Always [1] (5.0)	90.0	4.5	4.5	0.5	0.25
Motivation to learn the subjects	10.0	Never [0] (1.0)	Rarely [0] (2.0)	Sometimes [0] (3.0)	Often [1] (4.0)	Always [1] (5.0)	90.0	4.5	4.5	0.5	0.25
Efforts to improve academic performance of students	12.0	Never [0] (1.0)	Rarely [0] (2.0)	Sometimes [0] (3.0)	Often [1] (4.0)	Always [1] (5.0)	90.0	4.5	4.5	0.5	0.25
Communication Skills	12.0	Never [0] (1.0)	Rarely [0] (2.0)	Sometimes [0] (3.0)	Often [1] (4.0)	Always [1] (5.0)	90.0	4.5	4.5	0.5	0.25
Availability outside the classroom.	10.0	Never [0] (1.0)	Rarely [0] (2.0)	Sometimes [0] (3.0)	Often [1] (4.0)	Always [1] (5.0)	90.0	4.5	4.5	0.5	0.25

# Dr. D. Y. Patil Pratishthan's D.Y. Patil College of Engineering

## Faculty Feedback Report

Note: The following report is confidential. Share it with authorized personnel only.

Faculty Name :	Nita Jayesh Mahale
Department Name :	Artificial Intelligence and Data Science
Course Name (Course Code) :	Elective-II- Cloud Computing( AIDS_310254(C) )
Overall Percentage Score	90.8
Students Submitted	96

### Objective Questions

Question	Weightage	Option1 [Student's Opted] (Score)	Option2 [Student's Opted] (Score)	Option3 [Student's Opted] (Score)	Option4 [Student's Opted] (Score)	Option5 [Student's Opted] (Score)	%	Mean	Median	S.D.	Variance
Punctuality and Regularity	10.0	Never [0] (1.0)	Rarely [1] (2.0)	Sometimes [5] (3.0)	Often [24] (4.0)	Always [66] (5.0)	92.29	4.61	5.0	3.12	9.76
Subject Knowledge	12.0	Never [1] (1.0)	Rarely [2] (2.0)	Sometimes [11] (3.0)	Often [18] (4.0)	Always [64] (5.0)	89.58	4.48	5.0	3.94	15.49



Enthusiasm in Teaching	10.0	Never [0] (1.0)	Rarely [2] (2.0)	Sometimes [5] (3.0)	Often [23] (4.0)	Always [66] (5.0)	91.88	4.59	5.0	3.22	10.37
Feedback on Understanding of Students	12.0	Never [0] (1.0)	Rarely [2] (2.0)	Sometimes [8] (3.0)	Often [25] (4.0)	Always [61] (5.0)	90.21	4.51	5.0	3.57	12.77
Overall Control on class	12.0	Never [1] (1.0)	Rarely [0] (2.0)	Sometimes [11] (3.0)	Often [23] (4.0)	Always [61] (5.0)	89.79	4.49	5.0	3.79	14.34
Motivation to learn the subjects	10.0	Never [0] (1.0)	Rarely [1] (2.0)	Sometimes [9] (3.0)	Often [23] (4.0)	Always [63] (5.0)	90.83	4.54	5.0	3.52	12.37
Efforts to improve academic performance of students	12.0	Never [0] (1.0)	Rarely [0] (2.0)	Sometimes [13] (3.0)	Often [20] (4.0)	Always [63] (5.0)	90.42	4.52	5.0	3.83	14.69
Communication Skills	12.0	Never [1] (1.0)	Rarely [0] (2.0)	Sometimes [7] (3.0)	Often [23] (4.0)	Always [65] (5.0)	91.46	4.57	5.0	3.35	11.23
Availability outside the classroom.	10.0	Never [0] (1.0)	Rarely [0] (2.0)	Sometimes [11] (3.0)	Often [20] (4.0)	Always [65] (5.0)	91.25	4.56	5.0	3.58	12.82

# Dr. D. Y. Patil Pratishthan's D.Y. Patil College of Engineering

## Faculty Feedback Report

Note: The following report is confidential. Share it with authorized personnel only.

Faculty Name :	Omkar Suresh Gaikwad
Department Name :	Mechanical Engineering
Course Name (Course Code) :	Fluid Power & Control Laboratory( 302054 TE2019 )
Overall Percentage Score	89.6
Students Submitted	20

### Objective Questions

Question	Weightage	Option1 [Student's Opted] (Score)	Option2 [Student's Opted] (Score)	Option3 [Student's Opted] (Score)	Option4 [Student's Opted] (Score)	Option5 [Student's Opted] (Score)	%	Mean	Median	S.D.	Variance
Punctuality and Regularity	10.0	Never [1] (1.0)	Rarely [0] (2.0)	Sometimes [1] (3.0)	Often [5] (4.0)	Always [13] (5.0)	89.0	4.45	5.0	1.87	3.51
Subject Knowledge	12.0	Never [0] (1.0)	Rarely [1] (2.0)	Sometimes [1] (3.0)	Often [6] (4.0)	Always [12] (5.0)	89.0	4.45	5.0	1.72	2.95

Enthusiasm in Teaching	10.0	Never [0] (1.0)	Rarely [0] (2.0)	Sometimes [1] (3.0)	Often [6] (4.0)	Always [13] (5.0)	92.0	4.6	5.0	1.46	2.13
Feedback on Understanding of Students	12.0	Never [0] (1.0)	Rarely [0] (2.0)	Sometimes [1] (3.0)	Often [4] (4.0)	Always [15] (5.0)	94.0	4.7	5.0	1.24	1.55
Overall Control on class	12.0	Never [0] (1.0)	Rarely [0] (2.0)	Sometimes [1] (3.0)	Often [6] (4.0)	Always [13] (5.0)	92.0	4.6	5.0	1.46	2.13
Motivation to learn the subjects	10.0	Never [0] (1.0)	Rarely [1] (2.0)	Sometimes [2] (3.0)	Often [5] (4.0)	Always [12] (5.0)	88.0	4.4	5.0	1.86	3.47
Efforts to improve academic performance of students	12.0	Never [1] (1.0)	Rarely [0] (2.0)	Sometimes [2] (3.0)	Often [5] (4.0)	Always [12] (5.0)	87.0	4.35	5.0	2.03	4.12
Communication Skills	12.0	Never [1] (1.0)	Rarely [0] (2.0)	Sometimes [2] (3.0)	Often [4] (4.0)	Always [13] (5.0)	88.0	4.4	5.0	2.03	4.14
Availability outside the classroom.	10.0	Never [1] (1.0)	Rarely [0] (2.0)	Sometimes [2] (3.0)	Often [5] (4.0)	Always [12] (5.0)	87.0	4.35	5.0	2.03	4.12

# Dr. D. Y. Patil Pratishthan's D.Y. Patil College of Engineering

## Faculty Feedback Report

Note: The following report is confidential. Share it with authorized personnel only.

Faculty Name :	Pooja Sameer Bhondve
Department Name :	Computer Engineering
Course Name (Course Code) :	High Performance Computing( 410250 BE 2019 )
Overall Percentage Score	92.2
Students Submitted	16

### Objective Questions

Question	Weightage	Option1 [Student's Opted] (Score)	Option2 [Student's Opted] (Score)	Option3 [Student's Opted] (Score)	Option4 [Student's Opted] (Score)	Option5 [Student's Opted] (Score)	%	Mean	Median	S.D.	Variance
Punctuality and Regularity	10.0	Never [0] (1.0)	Rarely [0] (2.0)	Sometimes [0] (3.0)	Often [3] (4.0)	Always [13] (5.0)	96.25	4.81	5.0	0.86	0.74
Subject Knowledge	12.0	Never [0] (1.0)	Rarely [1] (2.0)	Sometimes [0] (3.0)	Often [3] (4.0)	Always [12] (5.0)	92.5	4.62	5.0	1.38	1.92

Enthusiasm in Teaching	10.0	Never [0] (1.0)	Rarely [0] (2.0)	Sometimes [1] (3.0)	Often [3] (4.0)	Always [12] (5.0)	93.75	4.69	5.0	1.15	1.32
Feedback on Understanding of Students	12.0	Never [0] (1.0)	Rarely [1] (2.0)	Sometimes [0] (3.0)	Often [4] (4.0)	Always [11] (5.0)	91.25	4.56	5.0	1.47	2.17
Overall Control on class	12.0	Never [0] (1.0)	Rarely [0] (2.0)	Sometimes [1] (3.0)	Often [3] (4.0)	Always [12] (5.0)	93.75	4.69	5.0	1.15	1.32
Motivation to learn the subjects	10.0	Never [0] (1.0)	Rarely [1] (2.0)	Sometimes [1] (3.0)	Often [3] (4.0)	Always [11] (5.0)	90.0	4.5	5.0	1.6	2.56
Efforts to improve academic performance of students	12.0	Never [0] (1.0)	Rarely [0] (2.0)	Sometimes [1] (3.0)	Often [4] (4.0)	Always [11] (5.0)	92.5	4.62	5.0	1.27	1.62
Communication Skills	12.0	Never [0] (1.0)	Rarely [1] (2.0)	Sometimes [1] (3.0)	Often [3] (4.0)	Always [11] (5.0)	90.0	4.5	5.0	1.6	2.56
Availability outside the classroom.	10.0	Never [1] (1.0)	Rarely [0] (2.0)	Sometimes [0] (3.0)	Often [4] (4.0)	Always [11] (5.0)	90.0	4.5	5.0	1.7	2.91

# Dr. D. Y. Patil Pratishthan's D.Y. Patil College of Engineering

## Faculty Feedback Report

Note: The following report is confidential. Share it with authorized personnel only.

Faculty Name :	Pranjali Sameer Bahalkar
Department Name :	Artificial Intelligence and Data Science
Course Name (Course Code) :	Artificial Neural Network( AIDS_317531 )
Overall Percentage Score	96.67
Students Submitted	60

### Objective Questions

Question	Weightage	Option1 [Student's Opted] (Score)	Option2 [Student's Opted] (Score)	Option3 [Student's Opted] (Score)	Option4 [Student's Opted] (Score)	Option5 [Student's Opted] (Score)	%	Mean	Median	S.D.	Variance
Punctuality and Regularity	10.0	Never [0] (1.0)	Rarely [0] (2.0)	Sometimes [0] (3.0)	Often [5] (4.0)	Always [55] (5.0)	98.33	4.92	5.0	0.84	0.7
Subject Knowledge	12.0	Never [0] (1.0)	Rarely [0] (2.0)	Sometimes [3] (3.0)	Often [10] (4.0)	Always [47] (5.0)	94.67	4.73	5.0	1.99	3.97

Enthusiasm in Teaching	10.0	Never [0] (1.0)	Rarely [0] (2.0)	Sometimes [0] (3.0)	Often [12] (4.0)	Always [48] (5.0)	96.0	4.8	5.0	1.75	3.07
Feedback on Understanding of Students	12.0	Never [0] (1.0)	Rarely [0] (2.0)	Sometimes [2] (3.0)	Often [8] (4.0)	Always [50] (5.0)	96.0	4.8	5.0	1.6	2.57
Overall Control on class	12.0	Never [0] (1.0)	Rarely [0] (2.0)	Sometimes [0] (3.0)	Often [10] (4.0)	Always [50] (5.0)	96.67	4.83	5.0	1.52	2.31
Motivation to learn the subjects	10.0	Never [0] (1.0)	Rarely [0] (2.0)	Sometimes [1] (3.0)	Often [7] (4.0)	Always [52] (5.0)	97.0	4.85	5.0	1.29	1.66
Efforts to improve academic performance of students	12.0	Never [0] (1.0)	Rarely [0] (2.0)	Sometimes [1] (3.0)	Often [5] (4.0)	Always [54] (5.0)	97.67	4.88	5.0	1.02	1.05
Communication Skills	12.0	Never [0] (1.0)	Rarely [0] (2.0)	Sometimes [0] (3.0)	Often [9] (4.0)	Always [51] (5.0)	97.0	4.85	5.0	1.4	1.95
Availability outside the classroom.	10.0	Never [0] (1.0)	Rarely [0] (2.0)	Sometimes [1] (3.0)	Often [7] (4.0)	Always [52] (5.0)	97.0	4.85	5.0	1.29	1.66

# Dr. D. Y. Patil Pratishthan's D.Y. Patil College of Engineering

## Faculty Feedback Report

Note: The following report is confidential. Share it with authorized personnel only.

Faculty Name :	Prashant Sheshrao Titare
Department Name :	Electronics & Telecommunication Engineering
Course Name (Course Code) :	Project Management( 304193 TE 2019 )
Overall Percentage Score	97.74
Students Submitted	65

### Objective Questions

Question	Weightage	Option1 [Student's Opted] (Score)	Option2 [Student's Opted] (Score)	Option3 [Student's Opted] (Score)	Option4 [Student's Opted] (Score)	Option5 [Student's Opted] (Score)	%	Mean	Median	S.D.	Variance
Punctuality and Regularity	10.0	Never [0] (1.0)	Rarely [0] (2.0)	Sometimes [0] (3.0)	Often [6] (4.0)	Always [59] (5.0)	98.15	4.91	5.0	0.96	0.91
Subject Knowledge	12.0	Never [0] (1.0)	Rarely [0] (2.0)	Sometimes [0] (3.0)	Often [6] (4.0)	Always [59] (5.0)	98.15	4.91	5.0	0.96	0.91



Enthusiasm in Teaching	10.0	Never [0] (1.0)	Rarely [0] (2.0)	Sometimes [0] (3.0)	Often [3] (4.0)	Always [62] (5.0)	99.08	4.95	5.0	0.5	0.25
Feedback on Understanding of Students	12.0	Never [0] (1.0)	Rarely [0] (2.0)	Sometimes [1] (3.0)	Often [4] (4.0)	Always [60] (5.0)	98.15	4.91	5.0	0.85	0.73
Overall Control on class	12.0	Never [1] (1.0)	Rarely [0] (2.0)	Sometimes [1] (3.0)	Often [5] (4.0)	Always [58] (5.0)	96.62	4.83	5.0	1.42	2.02
Motivation to learn the subjects	10.0	Never [0] (1.0)	Rarely [1] (2.0)	Sometimes [0] (3.0)	Often [6] (4.0)	Always [58] (5.0)	97.23	4.86	5.0	1.24	1.53
Efforts to improve academic performance of students	12.0	Never [0] (1.0)	Rarely [0] (2.0)	Sometimes [1] (3.0)	Often [6] (4.0)	Always [58] (5.0)	97.54	4.88	5.0	1.12	1.26
Communication Skills	12.0	Never [0] (1.0)	Rarely [0] (2.0)	Sometimes [1] (3.0)	Often [4] (4.0)	Always [60] (5.0)	98.15	4.91	5.0	0.85	0.73
Availability outside the classroom.	10.0	Never [0] (1.0)	Rarely [1] (2.0)	Sometimes [1] (3.0)	Often [6] (4.0)	Always [57] (5.0)	96.62	4.83	5.0	1.41	1.99

# Dr. D. Y. Patil Pratishthan's D.Y. Patil College of Engineering

## Faculty Feedback Report

Note: The following report is confidential. Share it with authorized personnel only.

Faculty Name :	Pratik Sudhakar Chopade
Department Name :	Artificial Intelligence and Data Science
Course Name (Course Code) :	Internship( AIDS_317535 )
Overall Percentage Score	91.65
Students Submitted	46

### Objective Questions

Question	Weightage	Option1 [Student's Opted] (Score)	Option2 [Student's Opted] (Score)	Option3 [Student's Opted] (Score)	Option4 [Student's Opted] (Score)	Option5 [Student's Opted] (Score)	%	Mean	Median	S.D.	Variance
Punctuality and Regularity	10.0	Never [0] (1.0)	Rarely [0] (2.0)	Sometimes [4] (3.0)	Often [11] (4.0)	Always [31] (5.0)	91.74	4.59	5.0	2.31	5.35
Subject Knowledge	12.0	Never [0] (1.0)	Rarely [0] (2.0)	Sometimes [6] (3.0)	Often [7] (4.0)	Always [33] (5.0)	91.74	4.59	5.0	2.53	6.38

Enthusiasm in Teaching	10.0	Never [0] (1.0)	Rarely [0] (2.0)	Sometimes [6] (3.0)	Often [7] (4.0)	Always [33] (5.0)	91.74	4.59	5.0	2.53	6.38
Feedback on Understanding of Students	12.0	Never [0] (1.0)	Rarely [0] (2.0)	Sometimes [5] (3.0)	Often [9] (4.0)	Always [32] (5.0)	91.74	4.59	5.0	2.4	5.77
Overall Control on class	12.0	Never [0] (1.0)	Rarely [0] (2.0)	Sometimes [5] (3.0)	Often [8] (4.0)	Always [33] (5.0)	92.17	4.61	5.0	2.36	5.55
Motivation to learn the subjects	10.0	Never [0] (1.0)	Rarely [0] (2.0)	Sometimes [5] (3.0)	Often [9] (4.0)	Always [32] (5.0)	91.74	4.59	5.0	2.4	5.77
Efforts to improve academic performance of students	12.0	Never [0] (1.0)	Rarely [0] (2.0)	Sometimes [6] (3.0)	Often [8] (4.0)	Always [32] (5.0)	91.3	4.57	5.0	2.56	6.57
Communication Skills	12.0	Never [0] (1.0)	Rarely [0] (2.0)	Sometimes [6] (3.0)	Often [7] (4.0)	Always [33] (5.0)	91.74	4.59	5.0	2.53	6.38
Availability outside the classroom.	10.0	Never [0] (1.0)	Rarely [0] (2.0)	Sometimes [6] (3.0)	Often [9] (4.0)	Always [31] (5.0)	90.87	4.54	5.0	2.6	6.74

# Dr. D. Y. Patil Pratishthan's D.Y. Patil College of Engineering

## Faculty Feedback Report

Note: The following report is confidential. Share it with authorized personnel only.

Faculty Name :	Pravin Tukaram Nitnaware
Department Name :	Mechanical Engineering
Course Name (Course Code) :	Project (Stage II)( 402053 BE 2019 )
Overall Percentage Score	88.48
Students Submitted	104

### Objective Questions

Question	Weightage	Option1 [Student's Opted] (Score)	Option2 [Student's Opted] (Score)	Option3 [Student's Opted] (Score)	Option4 [Student's Opted] (Score)	Option5 [Student's Opted] (Score)	%	Mean	Median	S.D.	Variance
Punctuality and Regularity	10.0	Never [5] (1.0)	Rarely [3] (2.0)	Sometimes [10] (3.0)	Often [8] (4.0)	Always [78] (5.0)	89.04	4.45	5.0	4.81	23.11
Subject Knowledge	12.0	Never [3] (1.0)	Rarely [6] (2.0)	Sometimes [8] (3.0)	Often [15] (4.0)	Always [72] (5.0)	88.27	4.41	5.0	4.67	21.77

Enthusiasm in Teaching	10.0	Never [6] (1.0)	Rarely [2] (2.0)	Sometimes [9] (3.0)	Often [15] (4.0)	Always [72] (5.0)	87.88	4.39	5.0	4.93	24.35
Feedback on Understanding of Students	12.0	Never [3] (1.0)	Rarely [4] (2.0)	Sometimes [9] (3.0)	Often [17] (4.0)	Always [71] (5.0)	88.65	4.43	5.0	4.43	19.65
Overall Control on class	12.0	Never [3] (1.0)	Rarely [3] (2.0)	Sometimes [12] (3.0)	Often [16] (4.0)	Always [70] (5.0)	88.27	4.41	5.0	4.57	20.91
Motivation to learn the subjects	10.0	Never [3] (1.0)	Rarely [3] (2.0)	Sometimes [10] (3.0)	Often [14] (4.0)	Always [74] (5.0)	89.42	4.47	5.0	4.34	18.8
Efforts to improve academic performance of students	12.0	Never [3] (1.0)	Rarely [4] (2.0)	Sometimes [9] (3.0)	Often [17] (4.0)	Always [71] (5.0)	88.65	4.43	5.0	4.43	19.65
Communication Skills	12.0	Never [4] (1.0)	Rarely [1] (2.0)	Sometimes [11] (3.0)	Often [18] (4.0)	Always [70] (5.0)	88.65	4.43	5.0	4.47	20.0
Availability outside the classroom.	10.0	Never [4] (1.0)	Rarely [4] (2.0)	Sometimes [10] (3.0)	Often [17] (4.0)	Always [69] (5.0)	87.5	4.38	5.0	4.77	22.71

# Dr. D. Y. Patil Pratishthan's D.Y. Patil College of Engineering

## Faculty Feedback Report

Note: The following report is confidential. Share it with authorized personnel only.

Faculty Name :	Priyanka Avinash Parkhe
Department Name :	Robotics and Automation
Course Name (Course Code) :	Elective-II- Surface Engineering( 302052 B TE2019 )
Overall Percentage Score	82.73
Students Submitted	70

### Objective Questions

Question	Weightage	Option1 [Student's Opted] (Score)	Option2 [Student's Opted] (Score)	Option3 [Student's Opted] (Score)	Option4 [Student's Opted] (Score)	Option5 [Student's Opted] (Score)	%	Mean	Median	S.D.	Variance
Punctuality and Regularity	10.0	Never [5] (1.0)	Rarely [8] (2.0)	Sometimes [4] (3.0)	Often [11] (4.0)	Always [42] (5.0)	82.0	4.1	5.0	5.31	28.17
Subject Knowledge	12.0	Never [7] (1.0)	Rarely [3] (2.0)	Sometimes [6] (3.0)	Often [12] (4.0)	Always [42] (5.0)	82.57	4.13	5.0	5.22	27.26

Enthusiasm in Teaching	10.0	Never [4] (1.0)	Rarely [5] (2.0)	Sometimes [5] (3.0)	Often [14] (4.0)	Always [42] (5.0)	84.29	4.21	5.0	4.51	20.32
Feedback on Understanding of Students	12.0	Never [4] (1.0)	Rarely [8] (2.0)	Sometimes [6] (3.0)	Often [15] (4.0)	Always [37] (5.0)	80.86	4.04	5.0	4.94	24.41
Overall Control on class	12.0	Never [4] (1.0)	Rarely [4] (2.0)	Sometimes [9] (3.0)	Often [13] (4.0)	Always [40] (5.0)	83.14	4.16	5.0	4.6	21.19
Motivation to learn the subjects	10.0	Never [4] (1.0)	Rarely [3] (2.0)	Sometimes [11] (3.0)	Often [13] (4.0)	Always [39] (5.0)	82.86	4.14	5.0	4.6	21.12
Efforts to improve academic performance of students	12.0	Never [3] (1.0)	Rarely [4] (2.0)	Sometimes [8] (3.0)	Often [16] (4.0)	Always [39] (5.0)	84.0	4.2	5.0	4.22	17.79
Communication Skills	12.0	Never [5] (1.0)	Rarely [4] (2.0)	Sometimes [7] (3.0)	Often [13] (4.0)	Always [41] (5.0)	83.14	4.16	5.0	4.76	22.68
Availability outside the classroom.	10.0	Never [4] (1.0)	Rarely [7] (2.0)	Sometimes [6] (3.0)	Often [15] (4.0)	Always [38] (5.0)	81.71	4.09	5.0	4.81	23.1

# Dr. D. Y. Patil Pratishthan's D.Y. Patil College of Engineering

## Faculty Feedback Report

Note: The following report is confidential. Share it with authorized personnel only.

Faculty Name :	Priyanka Gupta
Department Name :	Information Technology
Course Name (Course Code) :	DS & BDA-Lab( 314457 TE2019 )
Overall Percentage Score	94.78
Students Submitted	104

### Objective Questions

Question	Weightage	Option1 [Student's Opted] (Score)	Option2 [Student's Opted] (Score)	Option3 [Student's Opted] (Score)	Option4 [Student's Opted] (Score)	Option5 [Student's Opted] (Score)	%	Mean	Median	S.D.	Variance
Punctuality and Regularity	10.0	Never [1] (1.0)	Rarely [0] (2.0)	Sometimes [1] (3.0)	Often [15] (4.0)	Always [87] (5.0)	95.96	4.8	5.0	2.12	4.52
Subject Knowledge	12.0	Never [1] (1.0)	Rarely [0] (2.0)	Sometimes [2] (3.0)	Often [18] (4.0)	Always [83] (5.0)	95.0	4.75	5.0	2.48	6.15



Enthusiasm in Teaching	10.0	Never [1] (1.0)	Rarely [1] (2.0)	Sometimes [3] (3.0)	Often [19] (4.0)	Always [80] (5.0)	93.85	4.69	5.0	2.82	7.94
Feedback on Understanding of Students	12.0	Never [0] (1.0)	Rarely [1] (2.0)	Sometimes [3] (3.0)	Often [21] (4.0)	Always [79] (5.0)	94.23	4.71	5.0	2.73	7.46
Overall Control on class	12.0	Never [0] (1.0)	Rarely [0] (2.0)	Sometimes [4] (3.0)	Often [15] (4.0)	Always [85] (5.0)	95.58	4.78	5.0	2.28	5.2
Motivation to learn the subjects	10.0	Never [0] (1.0)	Rarely [2] (2.0)	Sometimes [1] (3.0)	Often [21] (4.0)	Always [80] (5.0)	94.42	4.72	5.0	2.7	7.3
Efforts to improve academic performance of students	12.0	Never [0] (1.0)	Rarely [2] (2.0)	Sometimes [3] (3.0)	Often [20] (4.0)	Always [79] (5.0)	93.85	4.69	5.0	2.84	8.05
Communication Skills	12.0	Never [0] (1.0)	Rarely [1] (2.0)	Sometimes [0] (3.0)	Often [19] (4.0)	Always [84] (5.0)	95.77	4.79	5.0	2.3	5.27
Availability outside the classroom.	10.0	Never [0] (1.0)	Rarely [2] (2.0)	Sometimes [4] (3.0)	Often [16] (4.0)	Always [82] (5.0)	94.23	4.71	5.0	2.71	7.36

# Dr. D. Y. Patil Pratishthan's D.Y. Patil College of Engineering

## Faculty Feedback Report

Note: The following report is confidential. Share it with authorized personnel only.

Faculty Name :	Rachana Rajendra Sangitrao
Department Name :	Instrumentation and Control Engineering
Course Name (Course Code) :	Elective- V Renewable Energy Systems( BE 2019 PAT - 406270C-TH )
Overall Percentage Score	100.0
Students Submitted	2

### Objective Questions

Question	Weightage	Option1 [Student's Opted] (Score)	Option2 [Student's Opted] (Score)	Option3 [Student's Opted] (Score)	Option4 [Student's Opted] (Score)	Option5 [Student's Opted] (Score)	%	Mean	Median	S.D.	Variance
Punctuality and Regularity	10.0	Never [0] (1.0)	Rarely [0] (2.0)	Sometimes [0] (3.0)	Often [0] (4.0)	Always [2] (5.0)	100.0	5.0	5.0	0.0	0.0
Subject Knowledge	12.0	Never [0] (1.0)	Rarely [0] (2.0)	Sometimes [0] (3.0)	Often [0] (4.0)	Always [2] (5.0)	100.0	5.0	5.0	0.0	0.0

Enthusiasm in Teaching	10.0	Never [0] (1.0)	Rarely [0] (2.0)	Sometimes [0] (3.0)	Often [0] (4.0)	Always [2] (5.0)	100.0	5.0	5.0	0.0	0.0
Feedback on Understanding of Students	12.0	Never [0] (1.0)	Rarely [0] (2.0)	Sometimes [0] (3.0)	Often [0] (4.0)	Always [2] (5.0)	100.0	5.0	5.0	0.0	0.0
Overall Control on class	12.0	Never [0] (1.0)	Rarely [0] (2.0)	Sometimes [0] (3.0)	Often [0] (4.0)	Always [2] (5.0)	100.0	5.0	5.0	0.0	0.0
Motivation to learn the subjects	10.0	Never [0] (1.0)	Rarely [0] (2.0)	Sometimes [0] (3.0)	Often [0] (4.0)	Always [2] (5.0)	100.0	5.0	5.0	0.0	0.0
Efforts to improve academic performance of students	12.0	Never [0] (1.0)	Rarely [0] (2.0)	Sometimes [0] (3.0)	Often [0] (4.0)	Always [2] (5.0)	100.0	5.0	5.0	0.0	0.0
Communication Skills	12.0	Never [0] (1.0)	Rarely [0] (2.0)	Sometimes [0] (3.0)	Often [0] (4.0)	Always [2] (5.0)	100.0	5.0	5.0	0.0	0.0
Availability outside the classroom.	10.0	Never [0] (1.0)	Rarely [0] (2.0)	Sometimes [0] (3.0)	Often [0] (4.0)	Always [2] (5.0)	100.0	5.0	5.0	0.0	0.0

# Dr. D. Y. Patil Pratishthan's D.Y. Patil College of Engineering

## Faculty Feedback Report

Note: The following report is confidential. Share it with authorized personnel only.

Faculty Name :	Rachana Rajendra Sangitrao
Department Name :	Instrumentation and Control Engineering
Course Name (Course Code) :	Process Instrumentation (PI)( 406268 BE 2019 )
Overall Percentage Score	95.67
Students Submitted	6

### Objective Questions

Question	Weightage	Option1 [Student's Opted] (Score)	Option2 [Student's Opted] (Score)	Option3 [Student's Opted] (Score)	Option4 [Student's Opted] (Score)	Option5 [Student's Opted] (Score)	%	Mean	Median	S.D.	Variance
Punctuality and Regularity	10.0	Never [0] (1.0)	Rarely [0] (2.0)	Sometimes [0] (3.0)	Often [2] (4.0)	Always [4] (5.0)	93.33	4.67	5.0	0.77	0.59
Subject Knowledge	12.0	Never [0] (1.0)	Rarely [0] (2.0)	Sometimes [0] (3.0)	Often [1] (4.0)	Always [5] (5.0)	96.67	4.83	5.0	0.48	0.23

Enthusiasm in Teaching	10.0	Never [0] (1.0)	Rarely [0] (2.0)	Sometimes [0] (3.0)	Often [2] (4.0)	Always [4] (5.0)	93.33	4.67	5.0	0.77	0.59
Feedback on Understanding of Students	12.0	Never [0] (1.0)	Rarely [0] (2.0)	Sometimes [0] (3.0)	Often [1] (4.0)	Always [5] (5.0)	96.67	4.83	5.0	0.48	0.23
Overall Control on class	12.0	Never [0] (1.0)	Rarely [0] (2.0)	Sometimes [0] (3.0)	Often [1] (4.0)	Always [5] (5.0)	96.67	4.83	5.0	0.48	0.23
Motivation to learn the subjects	10.0	Never [0] (1.0)	Rarely [0] (2.0)	Sometimes [0] (3.0)	Often [2] (4.0)	Always [4] (5.0)	93.33	4.67	5.0	0.77	0.59
Efforts to improve academic performance of students	12.0	Never [0] (1.0)	Rarely [0] (2.0)	Sometimes [0] (3.0)	Often [1] (4.0)	Always [5] (5.0)	96.67	4.83	5.0	0.48	0.23
Communication Skills	12.0	Never [0] (1.0)	Rarely [0] (2.0)	Sometimes [0] (3.0)	Often [1] (4.0)	Always [5] (5.0)	96.67	4.83	5.0	0.48	0.23
Availability outside the classroom.	10.0	Never [0] (1.0)	Rarely [0] (2.0)	Sometimes [0] (3.0)	Often [1] (4.0)	Always [5] (5.0)	96.67	4.83	5.0	0.48	0.23

# Dr. D. Y. Patil Pratishthan's D.Y. Patil College of Engineering

## Faculty Feedback Report

Note: The following report is confidential. Share it with authorized personnel only.

Faculty Name :	Snehal Sarangi
Department Name :	Computer Engineering
Course Name (Course Code) :	Data Science and Big Data Analytics Laboratory( 310256 TE2019 )
Overall Percentage Score	81.06
Students Submitted	14

### Objective Questions

Question	Weightage	Option1 [Student's Opted] (Score)	Option2 [Student's Opted] (Score)	Option3 [Student's Opted] (Score)	Option4 [Student's Opted] (Score)	Option5 [Student's Opted] (Score)	%	Mean	Median	S.D.	Variance
Punctuality and Regularity	10.0	Never [0] (1.0)	Rarely [1] (2.0)	Sometimes [1] (3.0)	Often [7] (4.0)	Always [5] (5.0)	82.86	4.14	4.0	1.34	1.8
Subject Knowledge	12.0	Never [0] (1.0)	Rarely [1] (2.0)	Sometimes [3] (3.0)	Often [6] (4.0)	Always [4] (5.0)	78.57	3.93	4.0	1.46	2.15

Enthusiasm in Teaching	10.0	Never [0] (1.0)	Rarely [1] (2.0)	Sometimes [3] (3.0)	Often [6] (4.0)	Always [4] (5.0)	78.57	3.93	4.0	1.46	2.15
Feedback on Understanding of Students	12.0	Never [0] (1.0)	Rarely [1] (2.0)	Sometimes [3] (3.0)	Often [4] (4.0)	Always [6] (5.0)	81.43	4.07	4.0	1.81	3.27
Overall Control on class	12.0	Never [0] (1.0)	Rarely [2] (2.0)	Sometimes [2] (3.0)	Often [5] (4.0)	Always [5] (5.0)	78.57	3.93	4.0	1.84	3.37
Motivation to learn the subjects	10.0	Never [0] (1.0)	Rarely [1] (2.0)	Sometimes [3] (3.0)	Often [4] (4.0)	Always [6] (5.0)	81.43	4.07	4.0	1.81	3.27
Efforts to improve academic performance of students	12.0	Never [0] (1.0)	Rarely [1] (2.0)	Sometimes [4] (3.0)	Often [2] (4.0)	Always [7] (5.0)	81.43	4.07	4.5	2.15	4.64
Communication Skills	12.0	Never [0] (1.0)	Rarely [0] (2.0)	Sometimes [4] (3.0)	Often [4] (4.0)	Always [6] (5.0)	82.86	4.14	4.0	1.85	3.41
Availability outside the classroom.	10.0	Never [0] (1.0)	Rarely [0] (2.0)	Sometimes [3] (3.0)	Often [5] (4.0)	Always [6] (5.0)	84.29	4.21	4.0	1.62	2.62

# Dr. D. Y. Patil Pratishthan's D.Y. Patil College of Engineering

## Faculty Feedback Report

Note: The following report is confidential. Share it with authorized personnel only.

Faculty Name :	Soudaminie Tanaji Somvanshi
Department Name :	Computer Engineering
Course Name (Course Code) :	BE COMP LP-VI( 410255 BE 2019 )
Overall Percentage Score	93.32
Students Submitted	20

### Objective Questions

Question	Weightage	Option1 [Student's Opted] (Score)	Option2 [Student's Opted] (Score)	Option3 [Student's Opted] (Score)	Option4 [Student's Opted] (Score)	Option5 [Student's Opted] (Score)	%	Mean	Median	S.D.	Variance
Punctuality and Regularity	10.0	Never [0] (1.0)	Rarely [0] (2.0)	Sometimes [1] (3.0)	Often [4] (4.0)	Always [15] (5.0)	94.0	4.7	5.0	1.24	1.55
Subject Knowledge	12.0	Never [0] (1.0)	Rarely [0] (2.0)	Sometimes [2] (3.0)	Often [3] (4.0)	Always [15] (5.0)	93.0	4.65	5.0	1.45	2.11



Enthusiasm in Teaching	10.0	Never [0] (1.0)	Rarely [0] (2.0)	Sometimes [2] (3.0)	Often [4] (4.0)	Always [14] (5.0)	92.0	4.6	5.0	1.54	2.37
Feedback on Understanding of Students	12.0	Never [0] (1.0)	Rarely [0] (2.0)	Sometimes [1] (3.0)	Often [4] (4.0)	Always [15] (5.0)	94.0	4.7	5.0	1.24	1.55
Overall Control on class	12.0	Never [0] (1.0)	Rarely [0] (2.0)	Sometimes [1] (3.0)	Often [5] (4.0)	Always [14] (5.0)	93.0	4.65	5.0	1.37	1.86
Motivation to learn the subjects	10.0	Never [0] (1.0)	Rarely [0] (2.0)	Sometimes [2] (3.0)	Often [3] (4.0)	Always [15] (5.0)	93.0	4.65	5.0	1.45	2.11
Efforts to improve academic performance of students	12.0	Never [0] (1.0)	Rarely [0] (2.0)	Sometimes [1] (3.0)	Often [3] (4.0)	Always [16] (5.0)	95.0	4.75	5.0	1.1	1.21
Communication Skills	12.0	Never [1] (1.0)	Rarely [0] (2.0)	Sometimes [1] (3.0)	Often [3] (4.0)	Always [15] (5.0)	91.0	4.55	5.0	1.78	3.16
Availability outside the classroom.	10.0	Never [0] (1.0)	Rarely [0] (2.0)	Sometimes [1] (3.0)	Often [3] (4.0)	Always [16] (5.0)	95.0	4.75	5.0	1.1	1.21

# Dr. D. Y. Patil Pratishthan's D.Y. Patil College of Engineering

## Faculty Feedback Report

Note: The following report is confidential. Share it with authorized personnel only.

Faculty Name :	Deepali Mahesh Gohil
Department Name :	Computer Engineering
Course Name (Course Code) :	Data Science and Big Data Analytics Laboratory( 310256 TE2019 )
Overall Percentage Score	91.2
Students Submitted	7

### Objective Questions

Question	Weightage	Option1 [Student's Opted] (Score)	Option2 [Student's Opted] (Score)	Option3 [Student's Opted] (Score)	Option4 [Student's Opted] (Score)	Option5 [Student's Opted] (Score)	%	Mean	Median	S.D.	Variance
Punctuality and Regularity	10.0	Never [0] (1.0)	Rarely [0] (2.0)	Sometimes [0] (3.0)	Often [3] (4.0)	Always [4] (5.0)	91.43	4.57	5.0	0.92	0.84
Subject Knowledge	12.0	Never [0] (1.0)	Rarely [0] (2.0)	Sometimes [0] (3.0)	Often [3] (4.0)	Always [4] (5.0)	91.43	4.57	5.0	0.92	0.84

Enthusiasm in Teaching	10.0	Never [0] (1.0)	Rarely [0] (2.0)	Sometimes [0] (3.0)	Often [3] (4.0)	Always [4] (5.0)	91.43	4.57	5.0	0.92	0.84
Feedback on Understanding of Students	12.0	Never [0] (1.0)	Rarely [0] (2.0)	Sometimes [0] (3.0)	Often [3] (4.0)	Always [4] (5.0)	91.43	4.57	5.0	0.92	0.84
Overall Control on class	12.0	Never [0] (1.0)	Rarely [0] (2.0)	Sometimes [0] (3.0)	Often [2] (4.0)	Always [5] (5.0)	94.29	4.71	5.0	0.76	0.58
Motivation to learn the subjects	10.0	Never [0] (1.0)	Rarely [0] (2.0)	Sometimes [0] (3.0)	Often [4] (4.0)	Always [3] (5.0)	88.57	4.43	4.0	0.92	0.84
Efforts to improve academic performance of students	12.0	Never [0] (1.0)	Rarely [0] (2.0)	Sometimes [0] (3.0)	Often [4] (4.0)	Always [3] (5.0)	88.57	4.43	4.0	0.92	0.84
Communication Skills	12.0	Never [0] (1.0)	Rarely [0] (2.0)	Sometimes [0] (3.0)	Often [2] (4.0)	Always [5] (5.0)	94.29	4.71	5.0	0.76	0.58
Availability outside the classroom.	10.0	Never [0] (1.0)	Rarely [0] (2.0)	Sometimes [1] (3.0)	Often [2] (4.0)	Always [4] (5.0)	88.57	4.43	5.0	1.07	1.14

# Dr. D. Y. Patil Pratishthan's D.Y. Patil College of Engineering

## Faculty Feedback Report

Note: The following report is confidential. Share it with authorized personnel only.

Faculty Name :	Dhamale Swati Krishnakumar
Department Name :	Mechanical Engineering
Course Name (Course Code) :	Design of Transmission Systems PR( 302051PR TE2019 )
Overall Percentage Score	89.79
Students Submitted	126

### Objective Questions

Question	Weightage	Option1 [Student's Opted] (Score)	Option2 [Student's Opted] (Score)	Option3 [Student's Opted] (Score)	Option4 [Student's Opted] (Score)	Option5 [Student's Opted] (Score)	%	Mean	Median	S.D.	Variance
Punctuality and Regularity	10.0	Never [3] (1.0)	Rarely [3] (2.0)	Sometimes [14] (3.0)	Often [14] (4.0)	Always [92] (5.0)	90.0	4.5	5.0	4.69	22.0
Subject Knowledge	12.0	Never [4] (1.0)	Rarely [4] (2.0)	Sometimes [12] (3.0)	Often [19] (4.0)	Always [87] (5.0)	88.73	4.44	5.0	4.92	24.23

Enthusiasm in Teaching	10.0	Never [2] (1.0)	Rarely [3] (2.0)	Sometimes [15] (3.0)	Often [14] (4.0)	Always [92] (5.0)	90.32	4.52	5.0	4.59	21.11
Feedback on Understanding of Students	12.0	Never [2] (1.0)	Rarely [3] (2.0)	Sometimes [14] (3.0)	Often [20] (4.0)	Always [87] (5.0)	89.68	4.48	5.0	4.58	20.98
Overall Control on class	12.0	Never [3] (1.0)	Rarely [3] (2.0)	Sometimes [10] (3.0)	Often [22] (4.0)	Always [88] (5.0)	90.0	4.5	5.0	4.41	19.43
Motivation to learn the subjects	10.0	Never [3] (1.0)	Rarely [2] (2.0)	Sometimes [8] (3.0)	Often [22] (4.0)	Always [91] (5.0)	91.11	4.56	5.0	4.06	16.51
Efforts to improve academic performance of students	12.0	Never [3] (1.0)	Rarely [4] (2.0)	Sometimes [13] (3.0)	Often [20] (4.0)	Always [86] (5.0)	88.89	4.44	5.0	4.81	23.15
Communication Skills	12.0	Never [2] (1.0)	Rarely [3] (2.0)	Sometimes [14] (3.0)	Often [18] (4.0)	Always [89] (5.0)	90.0	4.5	5.0	4.55	20.69
Availability outside the classroom.	10.0	Never [3] (1.0)	Rarely [5] (2.0)	Sometimes [10] (3.0)	Often [18] (4.0)	Always [90] (5.0)	89.68	4.48	5.0	4.64	21.55

# Dr. D. Y. Patil Pratishthan's D.Y. Patil College of Engineering

## Faculty Feedback Report

Note: The following report is confidential. Share it with authorized personnel only.

Faculty Name :	Dhamale Swati Krishnakumar
Department Name :	Mechanical Engineering
Course Name (Course Code) :	Design of Transmission Systems Th( 302051TH TE2019 )
Overall Percentage Score	89.5
Students Submitted	69

### Objective Questions

Question	Weightage	Option1 [Student's Opted] (Score)	Option2 [Student's Opted] (Score)	Option3 [Student's Opted] (Score)	Option4 [Student's Opted] (Score)	Option5 [Student's Opted] (Score)	%	Mean	Median	S.D.	Variance
Punctuality and Regularity	10.0	Never [5] (1.0)	Rarely [0] (2.0)	Sometimes [5] (3.0)	Often [10] (4.0)	Always [49] (5.0)	88.41	4.42	5.0	4.11	16.92
Subject Knowledge	12.0	Never [3] (1.0)	Rarely [1] (2.0)	Sometimes [6] (3.0)	Often [12] (4.0)	Always [47] (5.0)	88.7	4.43	5.0	3.65	13.32

Enthusiasm in Teaching	10.0	Never [2] (1.0)	Rarely [3] (2.0)	Sometimes [3] (3.0)	Often [13] (4.0)	Always [48] (5.0)	89.57	4.48	5.0	3.38	11.44
Feedback on Understanding of Students	12.0	Never [2] (1.0)	Rarely [2] (2.0)	Sometimes [4] (3.0)	Often [16] (4.0)	Always [45] (5.0)	88.99	4.45	5.0	3.34	11.17
Overall Control on class	12.0	Never [2] (1.0)	Rarely [2] (2.0)	Sometimes [4] (3.0)	Often [15] (4.0)	Always [46] (5.0)	89.28	4.46	5.0	3.33	11.06
Motivation to learn the subjects	10.0	Never [2] (1.0)	Rarely [2] (2.0)	Sometimes [4] (3.0)	Often [12] (4.0)	Always [49] (5.0)	90.14	4.51	5.0	3.25	10.59
Efforts to improve academic performance of students	12.0	Never [2] (1.0)	Rarely [3] (2.0)	Sometimes [3] (3.0)	Often [12] (4.0)	Always [49] (5.0)	89.86	4.49	5.0	3.36	11.27
Communication Skills	12.0	Never [2] (1.0)	Rarely [1] (2.0)	Sometimes [5] (3.0)	Often [12] (4.0)	Always [49] (5.0)	90.43	4.52	5.0	3.19	10.18
Availability outside the classroom.	10.0	Never [3] (1.0)	Rarely [3] (2.0)	Sometimes [3] (3.0)	Often [7] (4.0)	Always [53] (5.0)	90.14	4.51	5.0	3.58	12.79

# Dr. D. Y. Patil Pratishthan's D.Y. Patil College of Engineering

## Faculty Feedback Report

Note: The following report is confidential. Share it with authorized personnel only.

Faculty Name :	Dhamale Swati Krishnakumar
Department Name :	Mechanical Engineering
Course Name (Course Code) :	Project (Stage II)( 402053 BE 2019 )
Overall Percentage Score	90.34
Students Submitted	105

### Objective Questions

Question	Weightage	Option1 [Student's Opted] (Score)	Option2 [Student's Opted] (Score)	Option3 [Student's Opted] (Score)	Option4 [Student's Opted] (Score)	Option5 [Student's Opted] (Score)	%	Mean	Median	S.D.	Variance
Punctuality and Regularity	10.0	Never [0] (1.0)	Rarely [2] (2.0)	Sometimes [14] (3.0)	Often [12] (4.0)	Always [77] (5.0)	91.24	4.56	5.0	4.01	16.07
Subject Knowledge	12.0	Never [1] (1.0)	Rarely [3] (2.0)	Sometimes [11] (3.0)	Often [17] (4.0)	Always [73] (5.0)	90.1	4.5	5.0	4.05	16.41



Enthusiasm in Teaching	10.0	Never [0] (1.0)	Rarely [2] (2.0)	Sometimes [12] (3.0)	Often [14] (4.0)	Always [77] (5.0)	91.62	4.58	5.0	3.77	14.23
Feedback on Understanding of Students	12.0	Never [0] (1.0)	Rarely [5] (2.0)	Sometimes [14] (3.0)	Often [13] (4.0)	Always [73] (5.0)	89.33	4.47	5.0	4.5	20.25
Overall Control on class	12.0	Never [0] (1.0)	Rarely [2] (2.0)	Sometimes [14] (3.0)	Often [16] (4.0)	Always [73] (5.0)	90.48	4.52	5.0	4.09	16.75
Motivation to learn the subjects	10.0	Never [0] (1.0)	Rarely [2] (2.0)	Sometimes [12] (3.0)	Often [15] (4.0)	Always [76] (5.0)	91.43	4.57	5.0	3.8	14.44
Efforts to improve academic performance of students	12.0	Never [1] (1.0)	Rarely [3] (2.0)	Sometimes [11] (3.0)	Often [17] (4.0)	Always [73] (5.0)	90.1	4.5	5.0	4.05	16.41
Communication Skills	12.0	Never [1] (1.0)	Rarely [7] (2.0)	Sometimes [10] (3.0)	Often [10] (4.0)	Always [77] (5.0)	89.52	4.48	5.0	4.56	20.76
Availability outside the classroom.	10.0	Never [0] (1.0)	Rarely [5] (2.0)	Sometimes [12] (3.0)	Often [15] (4.0)	Always [73] (5.0)	89.71	4.49	5.0	4.29	18.43

# Dr. D. Y. Patil Pratishthan's D.Y. Patil College of Engineering

## Faculty Feedback Report

Note: The following report is confidential. Share it with authorized personnel only.

Faculty Name :	Dhanashree Ajay Phalke
Department Name :	Computer Engineering
Course Name (Course Code) :	BE COMP Laboratory V( 410254 BE 2019 )
Overall Percentage Score	98.5
Students Submitted	12

### Objective Questions

Question	Weightage	Option1 [Student's Opted] (Score)	Option2 [Student's Opted] (Score)	Option3 [Student's Opted] (Score)	Option4 [Student's Opted] (Score)	Option5 [Student's Opted] (Score)	%	Mean	Median	S.D.	Variance
Punctuality and Regularity	10.0	Never [0] (1.0)	Rarely [0] (2.0)	Sometimes [0] (3.0)	Often [0] (4.0)	Always [12] (5.0)	100.0	5.0	5.0	0.0	0.0
Subject Knowledge	12.0	Never [0] (1.0)	Rarely [0] (2.0)	Sometimes [0] (3.0)	Often [0] (4.0)	Always [12] (5.0)	100.0	5.0	5.0	0.0	0.0

Enthusiasm in Teaching	10.0	Never [0] (1.0)	Rarely [0] (2.0)	Sometimes [0] (3.0)	Often [1] (4.0)	Always [11] (5.0)	98.33	4.92	5.0	0.37	0.14
Feedback on Understanding of Students	12.0	Never [0] (1.0)	Rarely [0] (2.0)	Sometimes [0] (3.0)	Often [2] (4.0)	Always [10] (5.0)	96.67	4.83	5.0	0.68	0.46
Overall Control on class	12.0	Never [0] (1.0)	Rarely [0] (2.0)	Sometimes [0] (3.0)	Often [1] (4.0)	Always [11] (5.0)	98.33	4.92	5.0	0.37	0.14
Motivation to learn the subjects	10.0	Never [0] (1.0)	Rarely [0] (2.0)	Sometimes [0] (3.0)	Often [1] (4.0)	Always [11] (5.0)	98.33	4.92	5.0	0.37	0.14
Efforts to improve academic performance of students	12.0	Never [0] (1.0)	Rarely [0] (2.0)	Sometimes [0] (3.0)	Often [1] (4.0)	Always [11] (5.0)	98.33	4.92	5.0	0.37	0.14
Communication Skills	12.0	Never [0] (1.0)	Rarely [0] (2.0)	Sometimes [0] (3.0)	Often [1] (4.0)	Always [11] (5.0)	98.33	4.92	5.0	0.37	0.14
Availability outside the classroom.	10.0	Never [0] (1.0)	Rarely [0] (2.0)	Sometimes [0] (3.0)	Often [1] (4.0)	Always [11] (5.0)	98.33	4.92	5.0	0.37	0.14

# Dr. D. Y. Patil Pratishthan's D.Y. Patil College of Engineering

## Faculty Feedback Report

Note: The following report is confidential. Share it with authorized personnel only.

Faculty Name :	Dhanashree Ajay Phalke
Department Name :	Computer Engineering
Course Name (Course Code) :	High Performance Computing( 410250 BE 2019 )
Overall Percentage Score	97.73
Students Submitted	12

### Objective Questions

Question	Weightage	Option1 [Student's Opted] (Score)	Option2 [Student's Opted] (Score)	Option3 [Student's Opted] (Score)	Option4 [Student's Opted] (Score)	Option5 [Student's Opted] (Score)	%	Mean	Median	S.D.	Variance
Punctuality and Regularity	10.0	Never [0] (1.0)	Rarely [0] (2.0)	Sometimes [0] (3.0)	Often [0] (4.0)	Always [12] (5.0)	100.0	5.0	5.0	0.0	0.0
Subject Knowledge	12.0	Never [0] (1.0)	Rarely [0] (2.0)	Sometimes [0] (3.0)	Often [1] (4.0)	Always [11] (5.0)	98.33	4.92	5.0	0.37	0.14

Enthusiasm in Teaching	10.0	Never [0] (1.0)	Rarely [0] (2.0)	Sometimes [0] (3.0)	Often [1] (4.0)	Always [11] (5.0)	98.33	4.92	5.0	0.37	0.14
Feedback on Understanding of Students	12.0	Never [0] (1.0)	Rarely [0] (2.0)	Sometimes [1] (3.0)	Often [1] (4.0)	Always [10] (5.0)	95.0	4.75	5.0	0.91	0.82
Overall Control on class	12.0	Never [0] (1.0)	Rarely [0] (2.0)	Sometimes [0] (3.0)	Often [1] (4.0)	Always [11] (5.0)	98.33	4.92	5.0	0.37	0.14
Motivation to learn the subjects	10.0	Never [0] (1.0)	Rarely [0] (2.0)	Sometimes [0] (3.0)	Often [1] (4.0)	Always [11] (5.0)	98.33	4.92	5.0	0.37	0.14
Efforts to improve academic performance of students	12.0	Never [0] (1.0)	Rarely [0] (2.0)	Sometimes [0] (3.0)	Often [1] (4.0)	Always [11] (5.0)	98.33	4.92	5.0	0.37	0.14
Communication Skills	12.0	Never [0] (1.0)	Rarely [0] (2.0)	Sometimes [0] (3.0)	Often [2] (4.0)	Always [10] (5.0)	96.67	4.83	5.0	0.68	0.46
Availability outside the classroom.	10.0	Never [0] (1.0)	Rarely [0] (2.0)	Sometimes [0] (3.0)	Often [2] (4.0)	Always [10] (5.0)	96.67	4.83	5.0	0.68	0.46

# Dr. D. Y. Patil Pratishthan's D.Y. Patil College of Engineering

## Faculty Feedback Report

Note: The following report is confidential. Share it with authorized personnel only.

Faculty Name :	Dilip Gopichand Khairnar
Department Name :	Electronics & Telecommunication Engineering
Course Name (Course Code) :	Elective - 6 Digital Marketing( BE2019 ETC 404192D )
Overall Percentage Score	89.84
Students Submitted	51

### Objective Questions

Question	Weightage	Option1 [Student's Opted] (Score)	Option2 [Student's Opted] (Score)	Option3 [Student's Opted] (Score)	Option4 [Student's Opted] (Score)	Option5 [Student's Opted] (Score)	%	Mean	Median	S.D.	Variance
Punctuality and Regularity	10.0	Never [0] (1.0)	Rarely [3] (2.0)	Sometimes [5] (3.0)	Often [8] (4.0)	Always [35] (5.0)	89.41	4.47	5.0	3.02	9.15
Subject Knowledge	12.0	Never [0] (1.0)	Rarely [1] (2.0)	Sometimes [5] (3.0)	Often [13] (4.0)	Always [32] (5.0)	89.8	4.49	5.0	2.69	7.22

Enthusiasm in Teaching	10.0	Never [0] (1.0)	Rarely [1] (2.0)	Sometimes [7] (3.0)	Often [12] (4.0)	Always [31] (5.0)	88.63	4.43	5.0	2.95	8.7
Feedback on Understanding of Students	12.0	Never [0] (1.0)	Rarely [2] (2.0)	Sometimes [3] (3.0)	Often [11] (4.0)	Always [35] (5.0)	90.98	4.55	5.0	2.56	6.53
Overall Control on class	12.0	Never [0] (1.0)	Rarely [0] (2.0)	Sometimes [4] (3.0)	Often [11] (4.0)	Always [36] (5.0)	92.55	4.63	5.0	2.3	5.29
Motivation to learn the subjects	10.0	Never [0] (1.0)	Rarely [1] (2.0)	Sometimes [3] (3.0)	Often [15] (4.0)	Always [32] (5.0)	90.59	4.53	5.0	2.49	6.22
Efforts to improve academic performance of students	12.0	Never [0] (1.0)	Rarely [1] (2.0)	Sometimes [6] (3.0)	Often [15] (4.0)	Always [29] (5.0)	88.24	4.41	5.0	2.82	7.97
Communication Skills	12.0	Never [0] (1.0)	Rarely [2] (2.0)	Sometimes [6] (3.0)	Often [10] (4.0)	Always [33] (5.0)	89.02	4.45	5.0	2.97	8.79
Availability outside the classroom.	10.0	Never [0] (1.0)	Rarely [2] (2.0)	Sometimes [4] (3.0)	Often [14] (4.0)	Always [31] (5.0)	89.02	4.45	5.0	2.76	7.59

# Dr. D. Y. Patil Pratishthan's D.Y. Patil College of Engineering

## Faculty Feedback Report

Note: The following report is confidential. Share it with authorized personnel only.

Faculty Name :	Dipalee Divakar Rane
Department Name :	Computer Engineering
Course Name (Course Code) :	Artificial Intelligence( 310253 TE2019 )
Overall Percentage Score	87.69
Students Submitted	18

### Objective Questions

Question	Weightage	Option1 [Student's Opted] (Score)	Option2 [Student's Opted] (Score)	Option3 [Student's Opted] (Score)	Option4 [Student's Opted] (Score)	Option5 [Student's Opted] (Score)	%	Mean	Median	S.D.	Variance
Punctuality and Regularity	10.0	Never [0] (1.0)	Rarely [1] (2.0)	Sometimes [1] (3.0)	Often [5] (4.0)	Always [11] (5.0)	88.89	4.44	5.0	1.67	2.8
Subject Knowledge	12.0	Never [0] (1.0)	Rarely [1] (2.0)	Sometimes [3] (3.0)	Often [3] (4.0)	Always [11] (5.0)	86.67	4.33	5.0	2.06	4.23



Enthusiasm in Teaching	10.0	Never [0] (1.0)	Rarely [0] (2.0)	Sometimes [2] (3.0)	Often [6] (4.0)	Always [10] (5.0)	88.89	4.44	5.0	1.6	2.57
Feedback on Understanding of Students	12.0	Never [0] (1.0)	Rarely [0] (2.0)	Sometimes [3] (3.0)	Often [4] (4.0)	Always [11] (5.0)	88.89	4.44	5.0	1.81	3.29
Overall Control on class	12.0	Never [0] (1.0)	Rarely [0] (2.0)	Sometimes [3] (3.0)	Often [5] (4.0)	Always [10] (5.0)	87.78	4.39	5.0	1.8	3.25
Motivation to learn the subjects	10.0	Never [1] (1.0)	Rarely [1] (2.0)	Sometimes [2] (3.0)	Often [3] (4.0)	Always [11] (5.0)	84.44	4.22	5.0	2.3	5.27
Efforts to improve academic performance of students	12.0	Never [0] (1.0)	Rarely [0] (2.0)	Sometimes [2] (3.0)	Often [6] (4.0)	Always [10] (5.0)	88.89	4.44	5.0	1.6	2.57
Communication Skills	12.0	Never [0] (1.0)	Rarely [0] (2.0)	Sometimes [4] (3.0)	Often [3] (4.0)	Always [11] (5.0)	87.78	4.39	5.0	2.07	4.3
Availability outside the classroom.	10.0	Never [0] (1.0)	Rarely [1] (2.0)	Sometimes [3] (3.0)	Often [3] (4.0)	Always [11] (5.0)	86.67	4.33	5.0	2.06	4.23

# Dr. D. Y. Patil Pratishthan's D.Y. Patil College of Engineering

## Faculty Feedback Report

Note: The following report is confidential. Share it with authorized personnel only.

Faculty Name :	Dipalee Divakar Rane
Department Name :	Computer Engineering
Course Name (Course Code) :	Laboratory Practice II( 310258 TE2019 )
Overall Percentage Score	82.97
Students Submitted	14

### Objective Questions

Question	Weightage	Option1 [Student's Opted] (Score)	Option2 [Student's Opted] (Score)	Option3 [Student's Opted] (Score)	Option4 [Student's Opted] (Score)	Option5 [Student's Opted] (Score)	%	Mean	Median	S.D.	Variance
Punctuality and Regularity	10.0	Never [0] (1.0)	Rarely [0] (2.0)	Sometimes [2] (3.0)	Often [5] (4.0)	Always [7] (5.0)	87.14	4.36	4.5	1.48	2.2
Subject Knowledge	12.0	Never [0] (1.0)	Rarely [0] (2.0)	Sometimes [4] (3.0)	Often [6] (4.0)	Always [4] (5.0)	80.0	4.0	4.0	1.51	2.29

Enthusiasm in Teaching	10.0	Never [0] (1.0)	Rarely [0] (2.0)	Sometimes [3] (3.0)	Often [5] (4.0)	Always [6] (5.0)	84.29	4.21	4.0	1.62	2.62
Feedback on Understanding of Students	12.0	Never [0] (1.0)	Rarely [0] (2.0)	Sometimes [5] (3.0)	Often [3] (4.0)	Always [6] (5.0)	81.43	4.07	4.0	2.07	4.27
Overall Control on class	12.0	Never [0] (1.0)	Rarely [1] (2.0)	Sometimes [2] (3.0)	Often [4] (4.0)	Always [7] (5.0)	84.29	4.21	4.5	1.73	2.98
Motivation to learn the subjects	10.0	Never [0] (1.0)	Rarely [2] (2.0)	Sometimes [2] (3.0)	Often [3] (4.0)	Always [7] (5.0)	81.43	4.07	4.5	2.14	4.58
Efforts to improve academic performance of students	12.0	Never [0] (1.0)	Rarely [1] (2.0)	Sometimes [3] (3.0)	Often [2] (4.0)	Always [8] (5.0)	84.29	4.21	5.0	2.03	4.13
Communication Skills	12.0	Never [0] (1.0)	Rarely [0] (2.0)	Sometimes [4] (3.0)	Often [4] (4.0)	Always [6] (5.0)	82.86	4.14	4.0	1.85	3.41
Availability outside the classroom.	10.0	Never [0] (1.0)	Rarely [0] (2.0)	Sometimes [5] (3.0)	Often [3] (4.0)	Always [6] (5.0)	81.43	4.07	4.0	2.07	4.27

# Dr. D. Y. Patil Pratishthan's D.Y. Patil College of Engineering

## Faculty Feedback Report

Note: The following report is confidential. Share it with authorized personnel only.

Faculty Name :	Dipali Manish Patil
Department Name :	Information Technology
Course Name (Course Code) :	Computer Networks& Security( 314451 TE2019 )
Overall Percentage Score	97.24
Students Submitted	47

### Objective Questions

Question	Weightage	Option1 [Student's Opted] (Score)	Option2 [Student's Opted] (Score)	Option3 [Student's Opted] (Score)	Option4 [Student's Opted] (Score)	Option5 [Student's Opted] (Score)	%	Mean	Median	S.D.	Variance
Punctuality and Regularity	10.0	Never [0] (1.0)	Rarely [0] (2.0)	Sometimes [0] (3.0)	Often [8] (4.0)	Always [39] (5.0)	96.6	4.83	5.0	1.37	1.88
Subject Knowledge	12.0	Never [0] (1.0)	Rarely [0] (2.0)	Sometimes [0] (3.0)	Often [7] (4.0)	Always [40] (5.0)	97.02	4.85	5.0	1.23	1.51

Enthusiasm in Teaching	10.0	Never [0] (1.0)	Rarely [0] (2.0)	Sometimes [0] (3.0)	Often [7] (4.0)	Always [40] (5.0)	97.02	4.85	5.0	1.23	1.51
Feedback on Understanding of Students	12.0	Never [0] (1.0)	Rarely [0] (2.0)	Sometimes [1] (3.0)	Often [8] (4.0)	Always [38] (5.0)	95.74	4.79	5.0	1.52	2.3
Overall Control on class	12.0	Never [0] (1.0)	Rarely [0] (2.0)	Sometimes [0] (3.0)	Often [7] (4.0)	Always [40] (5.0)	97.02	4.85	5.0	1.23	1.51
Motivation to learn the subjects	10.0	Never [0] (1.0)	Rarely [0] (2.0)	Sometimes [0] (3.0)	Often [6] (4.0)	Always [41] (5.0)	97.45	4.87	5.0	1.08	1.17
Efforts to improve academic performance of students	12.0	Never [0] (1.0)	Rarely [0] (2.0)	Sometimes [0] (3.0)	Often [6] (4.0)	Always [41] (5.0)	97.45	4.87	5.0	1.08	1.17
Communication Skills	12.0	Never [0] (1.0)	Rarely [0] (2.0)	Sometimes [0] (3.0)	Often [4] (4.0)	Always [43] (5.0)	98.3	4.91	5.0	0.75	0.57
Availability outside the classroom.	10.0	Never [0] (1.0)	Rarely [0] (2.0)	Sometimes [0] (3.0)	Often [3] (4.0)	Always [44] (5.0)	98.72	4.94	5.0	0.58	0.34

# Dr. D. Y. Patil Pratishthan's D.Y. Patil College of Engineering

## Faculty Feedback Report

Note: The following report is confidential. Share it with authorized personnel only.

Faculty Name :	Dipali Manish Patil
Department Name :	Information Technology
Course Name (Course Code) :	Computer Networks& Security-Lab( 314456 TE2019 )
Overall Percentage Score	96.71
Students Submitted	47

### Objective Questions

Question	Weightage	Option1 [Student's Opted] (Score)	Option2 [Student's Opted] (Score)	Option3 [Student's Opted] (Score)	Option4 [Student's Opted] (Score)	Option5 [Student's Opted] (Score)	%	Mean	Median	S.D.	Variance
Punctuality and Regularity	10.0	Never [0] (1.0)	Rarely [0] (2.0)	Sometimes [0] (3.0)	Often [6] (4.0)	Always [41] (5.0)	97.45	4.87	5.0	1.08	1.17
Subject Knowledge	12.0	Never [0] (1.0)	Rarely [0] (2.0)	Sometimes [0] (3.0)	Often [5] (4.0)	Always [42] (5.0)	97.87	4.89	5.0	0.92	0.85

Enthusiasm in Teaching	10.0	Never [0] (1.0)	Rarely [0] (2.0)	Sometimes [2] (3.0)	Often [4] (4.0)	Always [41] (5.0)	96.6	4.83	5.0	1.25	1.56
Feedback on Understanding of Students	12.0	Never [0] (1.0)	Rarely [1] (2.0)	Sometimes [0] (3.0)	Often [8] (4.0)	Always [38] (5.0)	95.32	4.77	5.0	1.63	2.64
Overall Control on class	12.0	Never [0] (1.0)	Rarely [0] (2.0)	Sometimes [0] (3.0)	Often [10] (4.0)	Always [37] (5.0)	95.74	4.79	5.0	1.62	2.64
Motivation to learn the subjects	10.0	Never [0] (1.0)	Rarely [0] (2.0)	Sometimes [0] (3.0)	Often [7] (4.0)	Always [40] (5.0)	97.02	4.85	5.0	1.23	1.51
Efforts to improve academic performance of students	12.0	Never [0] (1.0)	Rarely [0] (2.0)	Sometimes [0] (3.0)	Often [8] (4.0)	Always [39] (5.0)	96.6	4.83	5.0	1.37	1.88
Communication Skills	12.0	Never [0] (1.0)	Rarely [0] (2.0)	Sometimes [0] (3.0)	Often [7] (4.0)	Always [40] (5.0)	97.02	4.85	5.0	1.23	1.51
Availability outside the classroom.	10.0	Never [0] (1.0)	Rarely [0] (2.0)	Sometimes [0] (3.0)	Often [7] (4.0)	Always [40] (5.0)	97.02	4.85	5.0	1.23	1.51

# Dr. D. Y. Patil Pratishthan's D.Y. Patil College of Engineering

## Faculty Feedback Report

Note: The following report is confidential. Share it with authorized personnel only.

Faculty Name :	Dipali Vikas Kirange
Department Name :	Computer Engineering
Course Name (Course Code) :	Data Science and Big Data Analytics Laboratory( 310256 TE2019 )
Overall Percentage Score	78.69
Students Submitted	7

### Objective Questions

Question	Weightage	Option1 [Student's Opted] (Score)	Option2 [Student's Opted] (Score)	Option3 [Student's Opted] (Score)	Option4 [Student's Opted] (Score)	Option5 [Student's Opted] (Score)	%	Mean	Median	S.D.	Variance
Punctuality and Regularity	10.0	Never [0] (1.0)	Rarely [1] (2.0)	Sometimes [1] (3.0)	Often [3] (4.0)	Always [2] (5.0)	77.14	3.86	4.0	1.17	1.37
Subject Knowledge	12.0	Never [0] (1.0)	Rarely [1] (2.0)	Sometimes [1] (3.0)	Often [3] (4.0)	Always [2] (5.0)	77.14	3.86	4.0	1.17	1.37



Enthusiasm in Teaching	10.0	Never [1] (1.0)	Rarely [0] (2.0)	Sometimes [1] (3.0)	Often [3] (4.0)	Always [2] (5.0)	74.29	3.71	4.0	1.47	2.17
Feedback on Understanding of Students	12.0	Never [0] (1.0)	Rarely [1] (2.0)	Sometimes [1] (3.0)	Often [3] (4.0)	Always [2] (5.0)	77.14	3.86	4.0	1.17	1.37
Overall Control on class	12.0	Never [0] (1.0)	Rarely [1] (2.0)	Sometimes [1] (3.0)	Often [3] (4.0)	Always [2] (5.0)	77.14	3.86	4.0	1.17	1.37
Motivation to learn the subjects	10.0	Never [0] (1.0)	Rarely [1] (2.0)	Sometimes [1] (3.0)	Often [3] (4.0)	Always [2] (5.0)	77.14	3.86	4.0	1.17	1.37
Efforts to improve academic performance of students	12.0	Never [0] (1.0)	Rarely [1] (2.0)	Sometimes [1] (3.0)	Often [1] (4.0)	Always [4] (5.0)	82.86	4.14	5.0	1.59	2.52
Communication Skills	12.0	Never [0] (1.0)	Rarely [1] (2.0)	Sometimes [1] (3.0)	Often [3] (4.0)	Always [2] (5.0)	77.14	3.86	4.0	1.17	1.37
Availability outside the classroom.	10.0	Never [0] (1.0)	Rarely [0] (2.0)	Sometimes [2] (3.0)	Often [0] (4.0)	Always [5] (5.0)	88.57	4.43	5.0	1.53	2.33

# Dr. D. Y. Patil Pratishthan's D.Y. Patil College of Engineering

## Faculty Feedback Report

Note: The following report is confidential. Share it with authorized personnel only.

Faculty Name :	Dipali Vikas Kirange
Department Name :	Computer Engineering
Course Name (Course Code) :	Elective II- Cloud Computing( 310254C TE2019 )
Overall Percentage Score	72.36
Students Submitted	18

### Objective Questions

Question	Weightage	Option1 [Student's Opted] (Score)	Option2 [Student's Opted] (Score)	Option3 [Student's Opted] (Score)	Option4 [Student's Opted] (Score)	Option5 [Student's Opted] (Score)	%	Mean	Median	S.D.	Variance
Punctuality and Regularity	10.0	Never [0] (1.0)	Rarely [0] (2.0)	Sometimes [1] (3.0)	Often [7] (4.0)	Always [10] (5.0)	90.0	4.5	5.0	1.48	2.19
Subject Knowledge	12.0	Never [2] (1.0)	Rarely [2] (2.0)	Sometimes [3] (3.0)	Often [6] (4.0)	Always [5] (5.0)	71.11	3.56	4.0	2.33	5.44

Enthusiasm in Teaching	10.0	Never [2] (1.0)	Rarely [4] (2.0)	Sometimes [2] (3.0)	Often [6] (4.0)	Always [4] (5.0)	66.67	3.33	4.0	2.48	6.17
Feedback on Understanding of Students	12.0	Never [0] (1.0)	Rarely [3] (2.0)	Sometimes [6] (3.0)	Often [4] (4.0)	Always [5] (5.0)	72.22	3.61	3.5	2.2	4.86
Overall Control on class	12.0	Never [0] (1.0)	Rarely [6] (2.0)	Sometimes [4] (3.0)	Often [4] (4.0)	Always [4] (5.0)	66.67	3.33	3.0	2.55	6.52
Motivation to learn the subjects	10.0	Never [1] (1.0)	Rarely [4] (2.0)	Sometimes [5] (3.0)	Often [4] (4.0)	Always [4] (5.0)	66.67	3.33	3.0	2.21	4.9
Efforts to improve academic performance of students	12.0	Never [0] (1.0)	Rarely [4] (2.0)	Sometimes [4] (3.0)	Often [6] (4.0)	Always [4] (5.0)	71.11	3.56	4.0	2.16	4.67
Communication Skills	12.0	Never [0] (1.0)	Rarely [5] (2.0)	Sometimes [4] (3.0)	Often [4] (4.0)	Always [5] (5.0)	70.0	3.5	3.5	2.59	6.69
Availability outside the classroom.	10.0	Never [0] (1.0)	Rarely [0] (2.0)	Sometimes [5] (3.0)	Often [9] (4.0)	Always [4] (5.0)	78.89	3.94	4.0	1.5	2.24

# Dr. D. Y. Patil Pratishthan's D.Y. Patil College of Engineering

## Faculty Feedback Report

Note: The following report is confidential. Share it with authorized personnel only.

Faculty Name :	Dipali Vikas Kirange
Department Name :	Computer Engineering
Course Name (Course Code) :	Laboratory Practice II( 310258 TE2019 )
Overall Percentage Score	89.96
Students Submitted	10

### Objective Questions

Question	Weightage	Option1 [Student's Opted] (Score)	Option2 [Student's Opted] (Score)	Option3 [Student's Opted] (Score)	Option4 [Student's Opted] (Score)	Option5 [Student's Opted] (Score)	%	Mean	Median	S.D.	Variance
Punctuality and Regularity	10.0	Never [0] (1.0)	Rarely [0] (2.0)	Sometimes [0] (3.0)	Often [3] (4.0)	Always [7] (5.0)	94.0	4.7	5.0	0.94	0.88
Subject Knowledge	12.0	Never [0] (1.0)	Rarely [0] (2.0)	Sometimes [1] (3.0)	Often [3] (4.0)	Always [6] (5.0)	90.0	4.5	5.0	1.16	1.35

Enthusiasm in Teaching	10.0	Never [0] (1.0)	Rarely [1] (2.0)	Sometimes [0] (3.0)	Often [3] (4.0)	Always [6] (5.0)	88.0	4.4	5.0	1.42	2.02
Feedback on Understanding of Students	12.0	Never [0] (1.0)	Rarely [0] (2.0)	Sometimes [1] (3.0)	Often [3] (4.0)	Always [6] (5.0)	90.0	4.5	5.0	1.16	1.35
Overall Control on class	12.0	Never [0] (1.0)	Rarely [0] (2.0)	Sometimes [1] (3.0)	Often [3] (4.0)	Always [6] (5.0)	90.0	4.5	5.0	1.16	1.35
Motivation to learn the subjects	10.0	Never [0] (1.0)	Rarely [0] (2.0)	Sometimes [2] (3.0)	Often [2] (4.0)	Always [6] (5.0)	88.0	4.4	5.0	1.46	2.14
Efforts to improve academic performance of students	12.0	Never [0] (1.0)	Rarely [0] (2.0)	Sometimes [1] (3.0)	Often [3] (4.0)	Always [6] (5.0)	90.0	4.5	5.0	1.16	1.35
Communication Skills	12.0	Never [0] (1.0)	Rarely [1] (2.0)	Sometimes [0] (3.0)	Often [3] (4.0)	Always [6] (5.0)	88.0	4.4	5.0	1.42	2.02
Availability outside the classroom.	10.0	Never [0] (1.0)	Rarely [0] (2.0)	Sometimes [1] (3.0)	Often [2] (4.0)	Always [7] (5.0)	92.0	4.6	5.0	1.09	1.18

# Dr. D. Y. Patil Pratishthan's D.Y. Patil College of Engineering

## Faculty Feedback Report

Note: The following report is confidential. Share it with authorized personnel only.

Faculty Name :	Dipankar Kakati
Department Name :	Mechanical Engineering
Course Name (Course Code) :	Elective - VI Electric and Hybrid Vehicle( 402051E BE 2019 )
Overall Percentage Score	93.22
Students Submitted	51

### Objective Questions

Question	Weightage	Option1 [Student's Opted] (Score)	Option2 [Student's Opted] (Score)	Option3 [Student's Opted] (Score)	Option4 [Student's Opted] (Score)	Option5 [Student's Opted] (Score)	%	Mean	Median	S.D.	Variance
Punctuality and Regularity	10.0	Never [0] (1.0)	Rarely [1] (2.0)	Sometimes [3] (3.0)	Often [6] (4.0)	Always [41] (5.0)	94.12	4.71	5.0	1.96	3.86
Subject Knowledge	12.0	Never [0] (1.0)	Rarely [0] (2.0)	Sometimes [2] (3.0)	Often [8] (4.0)	Always [41] (5.0)	95.29	4.76	5.0	1.67	2.8

Enthusiasm in Teaching	10.0	Never [0] (1.0)	Rarely [0] (2.0)	Sometimes [4] (3.0)	Often [9] (4.0)	Always [38] (5.0)	93.33	4.67	5.0	2.17	4.72
Feedback on Understanding of Students	12.0	Never [0] (1.0)	Rarely [0] (2.0)	Sometimes [5] (3.0)	Often [11] (4.0)	Always [35] (5.0)	91.76	4.59	5.0	2.48	6.13
Overall Control on class	12.0	Never [0] (1.0)	Rarely [0] (2.0)	Sometimes [3] (3.0)	Often [10] (4.0)	Always [38] (5.0)	93.73	4.69	5.0	2.05	4.21
Motivation to learn the subjects	10.0	Never [0] (1.0)	Rarely [0] (2.0)	Sometimes [5] (3.0)	Often [5] (4.0)	Always [41] (5.0)	94.12	4.71	5.0	2.13	4.52
Efforts to improve academic performance of students	12.0	Never [0] (1.0)	Rarely [0] (2.0)	Sometimes [4] (3.0)	Often [8] (4.0)	Always [39] (5.0)	93.73	4.69	5.0	2.1	4.42
Communication Skills	12.0	Never [1] (1.0)	Rarely [0] (2.0)	Sometimes [7] (3.0)	Often [6] (4.0)	Always [37] (5.0)	90.59	4.53	5.0	2.94	8.63
Availability outside the classroom.	10.0	Never [0] (1.0)	Rarely [1] (2.0)	Sometimes [3] (3.0)	Often [10] (4.0)	Always [37] (5.0)	92.55	4.63	5.0	2.26	5.1

# Dr. D. Y. Patil Pratishthan's D.Y. Patil College of Engineering

## Faculty Feedback Report

Note: The following report is confidential. Share it with authorized personnel only.

Faculty Name :	Dipankar Kakati
Department Name :	Mechanical Engineering
Course Name (Course Code) :	Fluid Power & Control Laboratory( 302054 TE2019 )
Overall Percentage Score	91.23
Students Submitted	125

### Objective Questions

Question	Weightage	Option1 [Student's Opted] (Score)	Option2 [Student's Opted] (Score)	Option3 [Student's Opted] (Score)	Option4 [Student's Opted] (Score)	Option5 [Student's Opted] (Score)	%	Mean	Median	S.D.	Variance
Punctuality and Regularity	10.0	Never [3] (1.0)	Rarely [5] (2.0)	Sometimes [8] (3.0)	Often [18] (4.0)	Always [91] (5.0)	90.24	4.51	5.0	4.45	19.78
Subject Knowledge	12.0	Never [1] (1.0)	Rarely [2] (2.0)	Sometimes [9] (3.0)	Often [23] (4.0)	Always [90] (5.0)	91.84	4.59	5.0	3.77	14.23



Enthusiasm in Teaching	10.0	Never [1] (1.0)	Rarely [3] (2.0)	Sometimes [4] (3.0)	Often [26] (4.0)	Always [91] (5.0)	92.48	4.62	5.0	3.52	12.41
Feedback on Understanding of Students	12.0	Never [1] (1.0)	Rarely [2] (2.0)	Sometimes [12] (3.0)	Often [21] (4.0)	Always [89] (5.0)	91.2	4.56	5.0	4.06	16.49
Overall Control on class	12.0	Never [0] (1.0)	Rarely [2] (2.0)	Sometimes [10] (3.0)	Often [22] (4.0)	Always [91] (5.0)	92.32	4.62	5.0	3.68	13.55
Motivation to learn the subjects	10.0	Never [1] (1.0)	Rarely [3] (2.0)	Sometimes [8] (3.0)	Often [27] (4.0)	Always [86] (5.0)	91.04	4.55	5.0	3.93	15.46
Efforts to improve academic performance of students	12.0	Never [1] (1.0)	Rarely [2] (2.0)	Sometimes [10] (3.0)	Often [23] (4.0)	Always [89] (5.0)	91.52	4.58	5.0	3.89	15.1
Communication Skills	12.0	Never [0] (1.0)	Rarely [4] (2.0)	Sometimes [12] (3.0)	Often [22] (4.0)	Always [87] (5.0)	90.72	4.54	5.0	4.21	17.69
Availability outside the classroom.	10.0	Never [1] (1.0)	Rarely [3] (2.0)	Sometimes [16] (3.0)	Often [21] (4.0)	Always [84] (5.0)	89.44	4.47	5.0	4.64	21.5

# Dr. D. Y. Patil Pratishthan's D.Y. Patil College of Engineering

## Faculty Feedback Report

Note: The following report is confidential. Share it with authorized personnel only.

Faculty Name :	Dipankar Kakati
Department Name :	Mechanical Engineering
Course Name (Course Code) :	Project (Stage II)( 402053 BE 2019 )
Overall Percentage Score	87.85
Students Submitted	104

### Objective Questions

Question	Weightage	Option1 [Student's Opted] (Score)	Option2 [Student's Opted] (Score)	Option3 [Student's Opted] (Score)	Option4 [Student's Opted] (Score)	Option5 [Student's Opted] (Score)	%	Mean	Median	S.D.	Variance
Punctuality and Regularity	10.0	Never [1] (1.0)	Rarely [2] (2.0)	Sometimes [14] (3.0)	Often [16] (4.0)	Always [71] (5.0)	89.62	4.48	5.0	4.26	18.12
Subject Knowledge	12.0	Never [0] (1.0)	Rarely [4] (2.0)	Sometimes [12] (3.0)	Often [23] (4.0)	Always [65] (5.0)	88.65	4.43	5.0	4.22	17.78

Enthusiasm in Teaching	10.0	Never [2] (1.0)	Rarely [2] (2.0)	Sometimes [17] (3.0)	Often [19] (4.0)	Always [64] (5.0)	87.12	4.36	5.0	4.75	22.54
Feedback on Understanding of Students	12.0	Never [1] (1.0)	Rarely [3] (2.0)	Sometimes [15] (3.0)	Often [19] (4.0)	Always [66] (5.0)	88.08	4.4	5.0	4.51	20.33
Overall Control on class	12.0	Never [1] (1.0)	Rarely [4] (2.0)	Sometimes [18] (3.0)	Often [17] (4.0)	Always [64] (5.0)	86.73	4.34	5.0	4.92	24.16
Motivation to learn the subjects	10.0	Never [1] (1.0)	Rarely [2] (2.0)	Sometimes [17] (3.0)	Often [19] (4.0)	Always [65] (5.0)	87.88	4.39	5.0	4.6	21.18
Efforts to improve academic performance of students	12.0	Never [0] (1.0)	Rarely [5] (2.0)	Sometimes [15] (3.0)	Often [19] (4.0)	Always [65] (5.0)	87.69	4.38	5.0	4.63	21.41
Communication Skills	12.0	Never [0] (1.0)	Rarely [4] (2.0)	Sometimes [14] (3.0)	Often [20] (4.0)	Always [66] (5.0)	88.46	4.42	5.0	4.4	19.35
Availability outside the classroom.	10.0	Never [1] (1.0)	Rarely [5] (2.0)	Sometimes [17] (3.0)	Often [18] (4.0)	Always [63] (5.0)	86.35	4.32	5.0	4.93	24.32

# Dr. D. Y. Patil Pratishthan's D.Y. Patil College of Engineering

## Faculty Feedback Report

Note: The following report is confidential. Share it with authorized personnel only.

Faculty Name :	Farhina Anjum Shabbir Ahmed Sayyad
Department Name :	Computer Engineering
Course Name (Course Code) :	ElectiveVI(C)-Business Intelligence( 410253(C) BE 2019 )
Overall Percentage Score	90.17
Students Submitted	12

### Objective Questions

Question	Weightage	Option1 [Student's Opted] (Score)	Option2 [Student's Opted] (Score)	Option3 [Student's Opted] (Score)	Option4 [Student's Opted] (Score)	Option5 [Student's Opted] (Score)	%	Mean	Median	S.D.	Variance
Punctuality and Regularity	10.0	Never [1] (1.0)	Rarely [0] (2.0)	Sometimes [0] (3.0)	Often [3] (4.0)	Always [8] (5.0)	88.33	4.42	5.0	1.71	2.92
Subject Knowledge	12.0	Never [0] (1.0)	Rarely [0] (2.0)	Sometimes [1] (3.0)	Often [2] (4.0)	Always [9] (5.0)	93.33	4.67	5.0	1.06	1.13

Enthusiasm in Teaching	10.0	Never [0] (1.0)	Rarely [0] (2.0)	Sometimes [1] (3.0)	Often [3] (4.0)	Always [8] (5.0)	91.67	4.58	5.0	1.18	1.39
Feedback on Understanding of Students	12.0	Never [0] (1.0)	Rarely [1] (2.0)	Sometimes [0] (3.0)	Often [3] (4.0)	Always [8] (5.0)	90.0	4.5	5.0	1.43	2.04
Overall Control on class	12.0	Never [1] (1.0)	Rarely [0] (2.0)	Sometimes [0] (3.0)	Often [3] (4.0)	Always [8] (5.0)	88.33	4.42	5.0	1.71	2.92
Motivation to learn the subjects	10.0	Never [1] (1.0)	Rarely [0] (2.0)	Sometimes [0] (3.0)	Often [3] (4.0)	Always [8] (5.0)	88.33	4.42	5.0	1.71	2.92
Efforts to improve academic performance of students	12.0	Never [0] (1.0)	Rarely [1] (2.0)	Sometimes [0] (3.0)	Often [3] (4.0)	Always [8] (5.0)	90.0	4.5	5.0	1.43	2.04
Communication Skills	12.0	Never [0] (1.0)	Rarely [0] (2.0)	Sometimes [2] (3.0)	Often [3] (4.0)	Always [7] (5.0)	88.33	4.42	5.0	1.48	2.19
Availability outside the classroom.	10.0	Never [0] (1.0)	Rarely [0] (2.0)	Sometimes [1] (3.0)	Often [2] (4.0)	Always [9] (5.0)	93.33	4.67	5.0	1.06	1.13

# Dr. D. Y. Patil Pratishthan's D.Y. Patil College of Engineering

## Faculty Feedback Report

Note: The following report is confidential. Share it with authorized personnel only.

Faculty Name :	Himani Patel
Department Name :	Information Technology
Course Name (Course Code) :	Laboratory Practice-II( 314458 TE2019 )
Overall Percentage Score	96.84
Students Submitted	47

### Objective Questions

Question	Weightage	Option1 [Student's Opted] (Score)	Option2 [Student's Opted] (Score)	Option3 [Student's Opted] (Score)	Option4 [Student's Opted] (Score)	Option5 [Student's Opted] (Score)	%	Mean	Median	S.D.	Variance
Punctuality and Regularity	10.0	Never [0] (1.0)	Rarely [0] (2.0)	Sometimes [1] (3.0)	Often [5] (4.0)	Always [41] (5.0)	97.02	4.85	5.0	1.12	1.25
Subject Knowledge	12.0	Never [0] (1.0)	Rarely [0] (2.0)	Sometimes [1] (3.0)	Often [8] (4.0)	Always [38] (5.0)	95.74	4.79	5.0	1.52	2.3

Enthusiasm in Teaching	10.0	Never [0] (1.0)	Rarely [0] (2.0)	Sometimes [0] (3.0)	Often [5] (4.0)	Always [42] (5.0)	97.87	4.89	5.0	0.92	0.85
Feedback on Understanding of Students	12.0	Never [0] (1.0)	Rarely [0] (2.0)	Sometimes [0] (3.0)	Often [9] (4.0)	Always [38] (5.0)	96.17	4.81	5.0	1.5	2.25
Overall Control on class	12.0	Never [0] (1.0)	Rarely [0] (2.0)	Sometimes [1] (3.0)	Often [8] (4.0)	Always [38] (5.0)	95.74	4.79	5.0	1.52	2.3
Motivation to learn the subjects	10.0	Never [0] (1.0)	Rarely [0] (2.0)	Sometimes [1] (3.0)	Often [6] (4.0)	Always [40] (5.0)	96.6	4.83	5.0	1.26	1.58
Efforts to improve academic performance of students	12.0	Never [0] (1.0)	Rarely [0] (2.0)	Sometimes [1] (3.0)	Often [3] (4.0)	Always [43] (5.0)	97.87	4.89	5.0	0.82	0.67
Communication Skills	12.0	Never [0] (1.0)	Rarely [0] (2.0)	Sometimes [1] (3.0)	Often [5] (4.0)	Always [41] (5.0)	97.02	4.85	5.0	1.12	1.25
Availability outside the classroom.	10.0	Never [0] (1.0)	Rarely [0] (2.0)	Sometimes [1] (3.0)	Often [3] (4.0)	Always [43] (5.0)	97.87	4.89	5.0	0.82	0.67

# Dr. D. Y. Patil Pratishthan's D.Y. Patil College of Engineering

## Faculty Feedback Report

Note: The following report is confidential. Share it with authorized personnel only.

Faculty Name :	Himani Patel
Department Name :	Information Technology
Course Name (Course Code) :	Web Application Development( 314453 TE2019 )
Overall Percentage Score	96.35
Students Submitted	104

### Objective Questions

Question	Weightage	Option1 [Student's Opted] (Score)	Option2 [Student's Opted] (Score)	Option3 [Student's Opted] (Score)	Option4 [Student's Opted] (Score)	Option5 [Student's Opted] (Score)	%	Mean	Median	S.D.	Variance
Punctuality and Regularity	10.0	Never [0] (1.0)	Rarely [0] (2.0)	Sometimes [1] (3.0)	Often [11] (4.0)	Always [92] (5.0)	97.5	4.88	5.0	1.48	2.2
Subject Knowledge	12.0	Never [0] (1.0)	Rarely [0] (2.0)	Sometimes [2] (3.0)	Often [15] (4.0)	Always [87] (5.0)	96.35	4.82	5.0	2.0	4.0



Enthusiasm in Teaching	10.0	Never [0] (1.0)	Rarely [1] (2.0)	Sometimes [1] (3.0)	Often [17] (4.0)	Always [85] (5.0)	95.77	4.79	5.0	2.22	4.94
Feedback on Understanding of Students	12.0	Never [0] (1.0)	Rarely [1] (2.0)	Sometimes [2] (3.0)	Often [15] (4.0)	Always [86] (5.0)	95.77	4.79	5.0	2.17	4.73
Overall Control on class	12.0	Never [0] (1.0)	Rarely [1] (2.0)	Sometimes [3] (3.0)	Often [15] (4.0)	Always [85] (5.0)	95.38	4.77	5.0	2.31	5.32
Motivation to learn the subjects	10.0	Never [1] (1.0)	Rarely [0] (2.0)	Sometimes [1] (3.0)	Often [13] (4.0)	Always [89] (5.0)	96.35	4.82	5.0	1.95	3.8
Efforts to improve academic performance of students	12.0	Never [0] (1.0)	Rarely [0] (2.0)	Sometimes [3] (3.0)	Often [12] (4.0)	Always [89] (5.0)	96.54	4.83	5.0	1.88	3.52
Communication Skills	12.0	Never [0] (1.0)	Rarely [1] (2.0)	Sometimes [2] (3.0)	Often [13] (4.0)	Always [88] (5.0)	96.15	4.81	5.0	2.0	4.02
Availability outside the classroom.	10.0	Never [0] (1.0)	Rarely [0] (2.0)	Sometimes [1] (3.0)	Often [10] (4.0)	Always [93] (5.0)	97.69	4.88	5.0	1.38	1.89

# Dr. D. Y. Patil Pratishthan's D.Y. Patil College of Engineering

## Faculty Feedback Report

Note: The following report is confidential. Share it with authorized personnel only.

Faculty Name :	Jayant Shivajirao Kanase
Department Name :	Civil Engineering
Course Name (Course Code) :	Design of RC Structures( 301013 TE2019 )
Overall Percentage Score	81.94
Students Submitted	67

### Objective Questions

Question	Weightage	Option1 [Student's Opted] (Score)	Option2 [Student's Opted] (Score)	Option3 [Student's Opted] (Score)	Option4 [Student's Opted] (Score)	Option5 [Student's Opted] (Score)	%	Mean	Median	S.D.	Variance
Punctuality and Regularity	10.0	Never [1] (1.0)	Rarely [3] (2.0)	Sometimes [11] (3.0)	Often [11] (4.0)	Always [41] (5.0)	86.27	4.31	5.0	4.0	16.0
Subject Knowledge	12.0	Never [2] (1.0)	Rarely [2] (2.0)	Sometimes [11] (3.0)	Often [15] (4.0)	Always [37] (5.0)	84.78	4.24	5.0	3.97	15.73

Enthusiasm in Teaching	10.0	Never [2] (1.0)	Rarely [6] (2.0)	Sometimes [7] (3.0)	Often [18] (4.0)	Always [34] (5.0)	82.69	4.13	5.0	4.12	16.99
Feedback on Understanding of Students	12.0	Never [6] (1.0)	Rarely [6] (2.0)	Sometimes [14] (3.0)	Often [13] (4.0)	Always [28] (5.0)	75.22	3.76	4.0	5.06	25.56
Overall Control on class	12.0	Never [4] (1.0)	Rarely [5] (2.0)	Sometimes [11] (3.0)	Often [19] (4.0)	Always [28] (5.0)	78.51	3.93	4.0	4.3	18.52
Motivation to learn the subjects	10.0	Never [2] (1.0)	Rarely [3] (2.0)	Sometimes [9] (3.0)	Often [21] (4.0)	Always [32] (5.0)	83.28	4.16	4.0	3.7	13.72
Efforts to improve academic performance of students	12.0	Never [3] (1.0)	Rarely [2] (2.0)	Sometimes [12] (3.0)	Often [19] (4.0)	Always [31] (5.0)	81.79	4.09	4.0	4.0	16.03
Communication Skills	12.0	Never [3] (1.0)	Rarely [3] (2.0)	Sometimes [13] (3.0)	Often [16] (4.0)	Always [32] (5.0)	81.19	4.06	4.0	4.26	18.19
Availability outside the classroom.	10.0	Never [1] (1.0)	Rarely [3] (2.0)	Sometimes [7] (3.0)	Often [22] (4.0)	Always [34] (5.0)	85.37	4.27	5.0	3.43	11.78

# Dr. D. Y. Patil Pratishthan's D.Y. Patil College of Engineering

## Faculty Feedback Report

Note: The following report is confidential. Share it with authorized personnel only.

Faculty Name :	Kalyan Devappa Bamane
Department Name :	Information Technology
Course Name (Course Code) :	Distributed Systems( 414450 BE 2019 )
Overall Percentage Score	94.27
Students Submitted	55

### Objective Questions

Question	Weightage	Option1 [Student's Opted] (Score)	Option2 [Student's Opted] (Score)	Option3 [Student's Opted] (Score)	Option4 [Student's Opted] (Score)	Option5 [Student's Opted] (Score)	%	Mean	Median	S.D.	Variance
Punctuality and Regularity	10.0	Never [0] (1.0)	Rarely [1] (2.0)	Sometimes [2] (3.0)	Often [7] (4.0)	Always [45] (5.0)	94.91	4.75	5.0	1.8	3.24
Subject Knowledge	12.0	Never [0] (1.0)	Rarely [0] (2.0)	Sometimes [2] (3.0)	Often [6] (4.0)	Always [47] (5.0)	96.36	4.82	5.0	1.42	2.01

Enthusiasm in Teaching	10.0	Never [0] (1.0)	Rarely [1] (2.0)	Sometimes [2] (3.0)	Often [10] (4.0)	Always [42] (5.0)	93.82	4.69	5.0	2.07	4.27
Feedback on Understanding of Students	12.0	Never [0] (1.0)	Rarely [1] (2.0)	Sometimes [4] (3.0)	Often [9] (4.0)	Always [41] (5.0)	92.73	4.64	5.0	2.35	5.54
Overall Control on class	12.0	Never [0] (1.0)	Rarely [1] (2.0)	Sometimes [2] (3.0)	Often [8] (4.0)	Always [44] (5.0)	94.55	4.73	5.0	1.89	3.59
Motivation to learn the subjects	10.0	Never [0] (1.0)	Rarely [1] (2.0)	Sometimes [3] (3.0)	Often [7] (4.0)	Always [44] (5.0)	94.18	4.71	5.0	2.01	4.04
Efforts to improve academic performance of students	12.0	Never [0] (1.0)	Rarely [1] (2.0)	Sometimes [2] (3.0)	Often [8] (4.0)	Always [44] (5.0)	94.55	4.73	5.0	1.89	3.59
Communication Skills	12.0	Never [0] (1.0)	Rarely [0] (2.0)	Sometimes [5] (3.0)	Often [8] (4.0)	Always [42] (5.0)	93.45	4.67	5.0	2.29	5.23
Availability outside the classroom.	10.0	Never [1] (1.0)	Rarely [0] (2.0)	Sometimes [3] (3.0)	Often [7] (4.0)	Always [44] (5.0)	93.82	4.69	5.0	2.12	4.5

# Dr. D. Y. Patil Pratishthan's D.Y. Patil College of Engineering

## Faculty Feedback Report

Note: The following report is confidential. Share it with authorized personnel only.

Faculty Name :	Kalyan Devappa Bamane
Department Name :	Information Technology
Course Name (Course Code) :	Startup and Entrepreneurship( 414453 BE 2019 )
Overall Percentage Score	93.24
Students Submitted	19

### Objective Questions

Question	Weightage	Option1 [Student's Opted] (Score)	Option2 [Student's Opted] (Score)	Option3 [Student's Opted] (Score)	Option4 [Student's Opted] (Score)	Option5 [Student's Opted] (Score)	%	Mean	Median	S.D.	Variance
Punctuality and Regularity	10.0	Never [0] (1.0)	Rarely [0] (2.0)	Sometimes [1] (3.0)	Often [6] (4.0)	Always [12] (5.0)	91.58	4.58	5.0	1.45	2.11
Subject Knowledge	12.0	Never [0] (1.0)	Rarely [0] (2.0)	Sometimes [0] (3.0)	Often [6] (4.0)	Always [13] (5.0)	93.68	4.68	5.0	1.33	1.77

Enthusiasm in Teaching	10.0	Never [0] (1.0)	Rarely [0] (2.0)	Sometimes [1] (3.0)	Often [5] (4.0)	Always [13] (5.0)	92.63	4.63	5.0	1.37	1.87
Feedback on Understanding of Students	12.0	Never [0] (1.0)	Rarely [0] (2.0)	Sometimes [1] (3.0)	Often [5] (4.0)	Always [13] (5.0)	92.63	4.63	5.0	1.37	1.87
Overall Control on class	12.0	Never [0] (1.0)	Rarely [0] (2.0)	Sometimes [0] (3.0)	Often [5] (4.0)	Always [14] (5.0)	94.74	4.74	5.0	1.2	1.43
Motivation to learn the subjects	10.0	Never [0] (1.0)	Rarely [0] (2.0)	Sometimes [1] (3.0)	Often [5] (4.0)	Always [13] (5.0)	92.63	4.63	5.0	1.37	1.87
Efforts to improve academic performance of students	12.0	Never [0] (1.0)	Rarely [0] (2.0)	Sometimes [0] (3.0)	Often [6] (4.0)	Always [13] (5.0)	93.68	4.68	5.0	1.33	1.77
Communication Skills	12.0	Never [0] (1.0)	Rarely [0] (2.0)	Sometimes [1] (3.0)	Often [5] (4.0)	Always [13] (5.0)	92.63	4.63	5.0	1.37	1.87
Availability outside the classroom.	10.0	Never [0] (1.0)	Rarely [0] (2.0)	Sometimes [0] (3.0)	Often [5] (4.0)	Always [14] (5.0)	94.74	4.74	5.0	1.2	1.43

# Dr. D. Y. Patil Pratishthan's D.Y. Patil College of Engineering

## Faculty Feedback Report

Note: The following report is confidential. Share it with authorized personnel only.

Faculty Name :	Kiran Yashwant Shiralkar
Department Name :	Mechanical Engineering
Course Name (Course Code) :	Energy Engineering( 402049 BE 2019 )
Overall Percentage Score	89.77
Students Submitted	55

### Objective Questions

Question	Weightage	Option1 [Student's Opted] (Score)	Option2 [Student's Opted] (Score)	Option3 [Student's Opted] (Score)	Option4 [Student's Opted] (Score)	Option5 [Student's Opted] (Score)	%	Mean	Median	S.D.	Variance
Punctuality and Regularity	10.0	Never [0] (1.0)	Rarely [0] (2.0)	Sometimes [4] (3.0)	Often [12] (4.0)	Always [39] (5.0)	92.73	4.64	5.0	2.34	5.5
Subject Knowledge	12.0	Never [0] (1.0)	Rarely [1] (2.0)	Sometimes [4] (3.0)	Often [13] (4.0)	Always [37] (5.0)	91.27	4.56	5.0	2.56	6.55



Enthusiasm in Teaching	10.0	Never [0] (1.0)	Rarely [4] (2.0)	Sometimes [4] (3.0)	Often [10] (4.0)	Always [37] (5.0)	89.09	4.45	5.0	3.19	10.15
Feedback on Understanding of Students	12.0	Never [2] (1.0)	Rarely [2] (2.0)	Sometimes [6] (3.0)	Often [9] (4.0)	Always [36] (5.0)	87.27	4.36	5.0	3.49	12.18
Overall Control on class	12.0	Never [0] (1.0)	Rarely [4] (2.0)	Sometimes [3] (3.0)	Often [10] (4.0)	Always [38] (5.0)	89.82	4.49	5.0	3.07	9.41
Motivation to learn the subjects	10.0	Never [2] (1.0)	Rarely [2] (2.0)	Sometimes [3] (3.0)	Often [12] (4.0)	Always [36] (5.0)	88.36	4.42	5.0	3.17	10.04
Efforts to improve academic performance of students	12.0	Never [1] (1.0)	Rarely [4] (2.0)	Sometimes [3] (3.0)	Often [9] (4.0)	Always [38] (5.0)	88.73	4.44	5.0	3.3	10.9
Communication Skills	12.0	Never [0] (1.0)	Rarely [2] (2.0)	Sometimes [2] (3.0)	Often [13] (4.0)	Always [38] (5.0)	91.64	4.58	5.0	2.51	6.3
Availability outside the classroom.	10.0	Never [0] (1.0)	Rarely [3] (2.0)	Sometimes [4] (3.0)	Often [13] (4.0)	Always [35] (5.0)	89.09	4.45	5.0	2.98	8.86

# Dr. D. Y. Patil Pratishthan's D.Y. Patil College of Engineering

## Faculty Feedback Report

Note: The following report is confidential. Share it with authorized personnel only.

Faculty Name :	Kiran Yashwant Shiralkar
Department Name :	Mechanical Engineering
Course Name (Course Code) :	Energy Engineering( 402049 BE 2019 )
Overall Percentage Score	91.83
Students Submitted	52

### Objective Questions

Question	Weightage	Option1 [Student's Opted] (Score)	Option2 [Student's Opted] (Score)	Option3 [Student's Opted] (Score)	Option4 [Student's Opted] (Score)	Option5 [Student's Opted] (Score)	%	Mean	Median	S.D.	Variance
Punctuality and Regularity	10.0	Never [0] (1.0)	Rarely [1] (2.0)	Sometimes [2] (3.0)	Often [12] (4.0)	Always [37] (5.0)	92.69	4.63	5.0	2.23	4.97
Subject Knowledge	12.0	Never [0] (1.0)	Rarely [0] (2.0)	Sometimes [3] (3.0)	Often [12] (4.0)	Always [37] (5.0)	93.08	4.65	5.0	2.19	4.81

Enthusiasm in Teaching	10.0	Never [0] (1.0)	Rarely [1] (2.0)	Sometimes [4] (3.0)	Often [14] (4.0)	Always [33] (5.0)	90.38	4.52	5.0	2.59	6.69
Feedback on Understanding of Students	12.0	Never [1] (1.0)	Rarely [0] (2.0)	Sometimes [3] (3.0)	Often [13] (4.0)	Always [35] (5.0)	91.15	4.56	5.0	2.51	6.28
Overall Control on class	12.0	Never [0] (1.0)	Rarely [0] (2.0)	Sometimes [4] (3.0)	Often [12] (4.0)	Always [36] (5.0)	92.31	4.62	5.0	2.35	5.54
Motivation to learn the subjects	10.0	Never [1] (1.0)	Rarely [0] (2.0)	Sometimes [2] (3.0)	Often [13] (4.0)	Always [36] (5.0)	91.92	4.6	5.0	2.38	5.66
Efforts to improve academic performance of students	12.0	Never [0] (1.0)	Rarely [0] (2.0)	Sometimes [4] (3.0)	Often [12] (4.0)	Always [36] (5.0)	92.31	4.62	5.0	2.35	5.54
Communication Skills	12.0	Never [0] (1.0)	Rarely [1] (2.0)	Sometimes [2] (3.0)	Often [14] (4.0)	Always [35] (5.0)	91.92	4.6	5.0	2.35	5.51
Availability outside the classroom.	10.0	Never [0] (1.0)	Rarely [0] (2.0)	Sometimes [7] (3.0)	Often [11] (4.0)	Always [34] (5.0)	90.38	4.52	5.0	2.82	7.94

# Dr. D. Y. Patil Pratishthan's D.Y. Patil College of Engineering

## Faculty Feedback Report

Note: The following report is confidential. Share it with authorized personnel only.

Faculty Name :	Abhijit Janardan Patankar
Department Name :	Information Technology
Course Name (Course Code) :	Elective - VI D Blockchain Technology( 414452D BE 2019 )
Overall Percentage Score	94.79
Students Submitted	54

### Objective Questions

Question	Weightage	Option1 [Student's Opted] (Score)	Option2 [Student's Opted] (Score)	Option3 [Student's Opted] (Score)	Option4 [Student's Opted] (Score)	Option5 [Student's Opted] (Score)	%	Mean	Median	S.D.	Variance
Punctuality and Regularity	10.0	Never [0] (1.0)	Rarely [0] (2.0)	Sometimes [2] (3.0)	Often [10] (4.0)	Always [42] (5.0)	94.81	4.74	5.0	1.85	3.44
Subject Knowledge	12.0	Never [0] (1.0)	Rarely [0] (2.0)	Sometimes [3] (3.0)	Often [8] (4.0)	Always [43] (5.0)	94.81	4.74	5.0	1.86	3.46

Enthusiasm in Teaching	10.0	Never [0] (1.0)	Rarely [0] (2.0)	Sometimes [3] (3.0)	Often [9] (4.0)	Always [42] (5.0)	94.44	4.72	5.0	1.95	3.8
Feedback on Understanding of Students	12.0	Never [0] (1.0)	Rarely [0] (2.0)	Sometimes [3] (3.0)	Often [8] (4.0)	Always [43] (5.0)	94.81	4.74	5.0	1.86	3.46
Overall Control on class	12.0	Never [0] (1.0)	Rarely [0] (2.0)	Sometimes [2] (3.0)	Often [12] (4.0)	Always [40] (5.0)	94.07	4.7	5.0	2.03	4.14
Motivation to learn the subjects	10.0	Never [0] (1.0)	Rarely [0] (2.0)	Sometimes [1] (3.0)	Often [9] (4.0)	Always [44] (5.0)	95.93	4.8	5.0	1.58	2.5
Efforts to improve academic performance of students	12.0	Never [0] (1.0)	Rarely [0] (2.0)	Sometimes [2] (3.0)	Often [9] (4.0)	Always [43] (5.0)	95.19	4.76	5.0	1.75	3.08
Communication Skills	12.0	Never [0] (1.0)	Rarely [0] (2.0)	Sometimes [3] (3.0)	Often [10] (4.0)	Always [41] (5.0)	94.07	4.7	5.0	2.03	4.13
Availability outside the classroom.	10.0	Never [0] (1.0)	Rarely [1] (2.0)	Sometimes [2] (3.0)	Often [6] (4.0)	Always [45] (5.0)	95.19	4.76	5.0	1.71	2.93

# Dr. D. Y. Patil Pratishthan's D.Y. Patil College of Engineering

## Faculty Feedback Report

Note: The following report is confidential. Share it with authorized personnel only.

Faculty Name :	Abhijit Janardan Patankar
Department Name :	Information Technology
Course Name (Course Code) :	Startup and Entrepreneurship( 414453 BE 2019 )
Overall Percentage Score	96.83
Students Submitted	30

### Objective Questions

Question	Weightage	Option1 [Student's Opted] (Score)	Option2 [Student's Opted] (Score)	Option3 [Student's Opted] (Score)	Option4 [Student's Opted] (Score)	Option5 [Student's Opted] (Score)	%	Mean	Median	S.D.	Variance
Punctuality and Regularity	10.0	Never [0] (1.0)	Rarely [0] (2.0)	Sometimes [1] (3.0)	Often [3] (4.0)	Always [26] (5.0)	96.67	4.83	5.0	0.97	0.95
Subject Knowledge	12.0	Never [0] (1.0)	Rarely [0] (2.0)	Sometimes [1] (3.0)	Often [3] (4.0)	Always [26] (5.0)	96.67	4.83	5.0	0.97	0.95

Enthusiasm in Teaching	10.0	Never [0] (1.0)	Rarely [0] (2.0)	Sometimes [1] (3.0)	Often [4] (4.0)	Always [25] (5.0)	96.0	4.8	5.0	1.13	1.28
Feedback on Understanding of Students	12.0	Never [0] (1.0)	Rarely [0] (2.0)	Sometimes [0] (3.0)	Often [4] (4.0)	Always [26] (5.0)	97.33	4.87	5.0	0.9	0.8
Overall Control on class	12.0	Never [0] (1.0)	Rarely [0] (2.0)	Sometimes [0] (3.0)	Often [6] (4.0)	Always [24] (5.0)	96.0	4.8	5.0	1.24	1.54
Motivation to learn the subjects	10.0	Never [0] (1.0)	Rarely [0] (2.0)	Sometimes [0] (3.0)	Often [4] (4.0)	Always [26] (5.0)	97.33	4.87	5.0	0.9	0.8
Efforts to improve academic performance of students	12.0	Never [0] (1.0)	Rarely [0] (2.0)	Sometimes [0] (3.0)	Often [4] (4.0)	Always [26] (5.0)	97.33	4.87	5.0	0.9	0.8
Communication Skills	12.0	Never [0] (1.0)	Rarely [0] (2.0)	Sometimes [0] (3.0)	Often [4] (4.0)	Always [26] (5.0)	97.33	4.87	5.0	0.9	0.8
Availability outside the classroom.	10.0	Never [0] (1.0)	Rarely [0] (2.0)	Sometimes [0] (3.0)	Often [5] (4.0)	Always [25] (5.0)	96.67	4.83	5.0	1.08	1.16

# Dr. D. Y. Patil Pratishthan's D.Y. Patil College of Engineering

## Faculty Feedback Report

Note: The following report is confidential. Share it with authorized personnel only.

Faculty Name :	Amita Anuj Jajoo
Department Name :	Information Technology
Course Name (Course Code) :	Elective - V E Game Engineering( 414451E BE 2019 )
Overall Percentage Score	94.29
Students Submitted	56

### Objective Questions

Question	Weightage	Option1 [Student's Opted] (Score)	Option2 [Student's Opted] (Score)	Option3 [Student's Opted] (Score)	Option4 [Student's Opted] (Score)	Option5 [Student's Opted] (Score)	%	Mean	Median	S.D.	Variance
Punctuality and Regularity	10.0	Never [0] (1.0)	Rarely [0] (2.0)	Sometimes [3] (3.0)	Often [10] (4.0)	Always [43] (5.0)	94.29	4.71	5.0	2.02	4.08
Subject Knowledge	12.0	Never [0] (1.0)	Rarely [0] (2.0)	Sometimes [2] (3.0)	Often [10] (4.0)	Always [44] (5.0)	95.0	4.75	5.0	1.84	3.38



Enthusiasm in Teaching	10.0	Never [0] (1.0)	Rarely [0] (2.0)	Sometimes [2] (3.0)	Often [12] (4.0)	Always [42] (5.0)	94.29	4.71	5.0	2.02	4.09
Feedback on Understanding of Students	12.0	Never [0] (1.0)	Rarely [0] (2.0)	Sometimes [1] (3.0)	Often [13] (4.0)	Always [42] (5.0)	94.64	4.73	5.0	1.98	3.93
Overall Control on class	12.0	Never [0] (1.0)	Rarely [0] (2.0)	Sometimes [4] (3.0)	Often [11] (4.0)	Always [41] (5.0)	93.21	4.66	5.0	2.28	5.19
Motivation to learn the subjects	10.0	Never [0] (1.0)	Rarely [0] (2.0)	Sometimes [2] (3.0)	Often [9] (4.0)	Always [45] (5.0)	95.36	4.77	5.0	1.74	3.02
Efforts to improve academic performance of students	12.0	Never [0] (1.0)	Rarely [0] (2.0)	Sometimes [2] (3.0)	Often [10] (4.0)	Always [44] (5.0)	95.0	4.75	5.0	1.84	3.38
Communication Skills	12.0	Never [0] (1.0)	Rarely [0] (2.0)	Sometimes [1] (3.0)	Often [10] (4.0)	Always [45] (5.0)	95.71	4.79	5.0	1.68	2.82
Availability outside the classroom.	10.0	Never [2] (1.0)	Rarely [1] (2.0)	Sometimes [3] (3.0)	Often [9] (4.0)	Always [41] (5.0)	90.71	4.54	5.0	2.88	8.27

# Dr. D. Y. Patil Pratishthan's D.Y. Patil College of Engineering

## Faculty Feedback Report

Note: The following report is confidential. Share it with authorized personnel only.

Faculty Name :	Amita Anuj Jajoo
Department Name :	Information Technology
Course Name (Course Code) :	Lab Practice VI( 414455 BE 2019 )
Overall Percentage Score	99.35
Students Submitted	11

### Objective Questions

Question	Weightage	Option1 [Student's Opted] (Score)	Option2 [Student's Opted] (Score)	Option3 [Student's Opted] (Score)	Option4 [Student's Opted] (Score)	Option5 [Student's Opted] (Score)	%	Mean	Median	S.D.	Variance
Punctuality and Regularity	10.0	Never [0] (1.0)	Rarely [0] (2.0)	Sometimes [0] (3.0)	Often [0] (4.0)	Always [11] (5.0)	100.0	5.0	5.0	0.0	0.0
Subject Knowledge	12.0	Never [0] (1.0)	Rarely [0] (2.0)	Sometimes [0] (3.0)	Often [0] (4.0)	Always [11] (5.0)	100.0	5.0	5.0	0.0	0.0

Enthusiasm in Teaching	10.0	Never [0] (1.0)	Rarely [0] (2.0)	Sometimes [0] (3.0)	Often [0] (4.0)	Always [11] (5.0)	100.0	5.0	5.0	0.0	0.0
Feedback on Understanding of Students	12.0	Never [0] (1.0)	Rarely [0] (2.0)	Sometimes [0] (3.0)	Often [1] (4.0)	Always [10] (5.0)	98.18	4.91	5.0	0.39	0.15
Overall Control on class	12.0	Never [0] (1.0)	Rarely [0] (2.0)	Sometimes [0] (3.0)	Often [1] (4.0)	Always [10] (5.0)	98.18	4.91	5.0	0.39	0.15
Motivation to learn the subjects	10.0	Never [0] (1.0)	Rarely [0] (2.0)	Sometimes [0] (3.0)	Often [0] (4.0)	Always [11] (5.0)	100.0	5.0	5.0	0.0	0.0
Efforts to improve academic performance of students	12.0	Never [0] (1.0)	Rarely [0] (2.0)	Sometimes [0] (3.0)	Often [1] (4.0)	Always [10] (5.0)	98.18	4.91	5.0	0.39	0.15
Communication Skills	12.0	Never [0] (1.0)	Rarely [0] (2.0)	Sometimes [0] (3.0)	Often [0] (4.0)	Always [11] (5.0)	100.0	5.0	5.0	0.0	0.0
Availability outside the classroom.	10.0	Never [0] (1.0)	Rarely [0] (2.0)	Sometimes [0] (3.0)	Often [0] (4.0)	Always [11] (5.0)	100.0	5.0	5.0	0.0	0.0

# Dr. D. Y. Patil Pratishthan's D.Y. Patil College of Engineering

## Faculty Feedback Report

Note: The following report is confidential. Share it with authorized personnel only.

Faculty Name :	Amruta Suresh Aher
Department Name :	Information Technology
Course Name (Course Code) :	Laboratory Practice-II( 314458 TE2019 )
Overall Percentage Score	93.38
Students Submitted	56

### Objective Questions

Question	Weightage	Option1 [Student's Opted] (Score)	Option2 [Student's Opted] (Score)	Option3 [Student's Opted] (Score)	Option4 [Student's Opted] (Score)	Option5 [Student's Opted] (Score)	%	Mean	Median	S.D.	Variance
Punctuality and Regularity	10.0	Never [1] (1.0)	Rarely [0] (2.0)	Sometimes [2] (3.0)	Often [8] (4.0)	Always [45] (5.0)	94.29	4.71	5.0	2.0	3.99
Subject Knowledge	12.0	Never [1] (1.0)	Rarely [0] (2.0)	Sometimes [2] (3.0)	Often [10] (4.0)	Always [43] (5.0)	93.57	4.68	5.0	2.16	4.68

Enthusiasm in Teaching	10.0	Never [1] (1.0)	Rarely [0] (2.0)	Sometimes [2] (3.0)	Often [12] (4.0)	Always [41] (5.0)	92.86	4.64	5.0	2.31	5.32
Feedback on Understanding of Students	12.0	Never [1] (1.0)	Rarely [0] (2.0)	Sometimes [2] (3.0)	Often [11] (4.0)	Always [42] (5.0)	93.21	4.66	5.0	2.24	5.01
Overall Control on class	12.0	Never [1] (1.0)	Rarely [0] (2.0)	Sometimes [1] (3.0)	Often [13] (4.0)	Always [41] (5.0)	93.21	4.66	5.0	2.25	5.06
Motivation to learn the subjects	10.0	Never [1] (1.0)	Rarely [0] (2.0)	Sometimes [4] (3.0)	Often [8] (4.0)	Always [43] (5.0)	92.86	4.64	5.0	2.39	5.69
Efforts to improve academic performance of students	12.0	Never [1] (1.0)	Rarely [0] (2.0)	Sometimes [2] (3.0)	Often [10] (4.0)	Always [43] (5.0)	93.57	4.68	5.0	2.16	4.68
Communication Skills	12.0	Never [0] (1.0)	Rarely [0] (2.0)	Sometimes [2] (3.0)	Often [14] (4.0)	Always [40] (5.0)	93.57	4.68	5.0	2.18	4.76
Availability outside the classroom.	10.0	Never [1] (1.0)	Rarely [0] (2.0)	Sometimes [2] (3.0)	Often [11] (4.0)	Always [42] (5.0)	93.21	4.66	5.0	2.24	5.01

# Dr. D. Y. Patil Pratishthan's D.Y. Patil College of Engineering

## Faculty Feedback Report

Note: The following report is confidential. Share it with authorized personnel only.

Faculty Name :	Anuradha Bajarang Lamgunde
Department Name :	Computer Engineering
Course Name (Course Code) :	Artificial Intelligence( 310253 TE2019 )
Overall Percentage Score	82.56
Students Submitted	17

### Objective Questions

Question	Weightage	Option1 [Student's Opted] (Score)	Option2 [Student's Opted] (Score)	Option3 [Student's Opted] (Score)	Option4 [Student's Opted] (Score)	Option5 [Student's Opted] (Score)	%	Mean	Median	S.D.	Variance
Punctuality and Regularity	10.0	Never [1] (1.0)	Rarely [1] (2.0)	Sometimes [1] (3.0)	Often [4] (4.0)	Always [10] (5.0)	84.71	4.24	5.0	2.12	4.49
Subject Knowledge	12.0	Never [2] (1.0)	Rarely [0] (2.0)	Sometimes [2] (3.0)	Often [3] (4.0)	Always [10] (5.0)	82.35	4.12	5.0	2.68	7.17

Enthusiasm in Teaching	10.0	Never [2] (1.0)	Rarely [0] (2.0)	Sometimes [2] (3.0)	Often [3] (4.0)	Always [10] (5.0)	82.35	4.12	5.0	2.68	7.17
Feedback on Understanding of Students	12.0	Never [1] (1.0)	Rarely [2] (2.0)	Sometimes [1] (3.0)	Often [3] (4.0)	Always [10] (5.0)	82.35	4.12	5.0	2.51	6.29
Overall Control on class	12.0	Never [2] (1.0)	Rarely [1] (2.0)	Sometimes [0] (3.0)	Often [4] (4.0)	Always [10] (5.0)	82.35	4.12	5.0	2.67	7.14
Motivation to learn the subjects	10.0	Never [2] (1.0)	Rarely [0] (2.0)	Sometimes [2] (3.0)	Often [3] (4.0)	Always [10] (5.0)	82.35	4.12	5.0	2.68	7.17
Efforts to improve academic performance of students	12.0	Never [2] (1.0)	Rarely [1] (2.0)	Sometimes [2] (3.0)	Often [3] (4.0)	Always [9] (5.0)	78.82	3.94	5.0	2.79	7.81
Communication Skills	12.0	Never [1] (1.0)	Rarely [1] (2.0)	Sometimes [1] (3.0)	Often [4] (4.0)	Always [10] (5.0)	84.71	4.24	5.0	2.12	4.49
Availability outside the classroom.	10.0	Never [2] (1.0)	Rarely [0] (2.0)	Sometimes [1] (3.0)	Often [4] (4.0)	Always [10] (5.0)	83.53	4.18	5.0	2.54	6.47

# Dr. D. Y. Patil Pratishthan's D.Y. Patil College of Engineering

## Faculty Feedback Report

Note: The following report is confidential. Share it with authorized personnel only.

Faculty Name :	Anuradha Bajarang Lamgunde
Department Name :	Computer Engineering
Course Name (Course Code) :	Data Science and Big Data Analytics Laboratory( 310256 TE2019 )
Overall Percentage Score	88.37
Students Submitted	13

### Objective Questions

Question	Weightage	Option1 [Student's Opted] (Score)	Option2 [Student's Opted] (Score)	Option3 [Student's Opted] (Score)	Option4 [Student's Opted] (Score)	Option5 [Student's Opted] (Score)	%	Mean	Median	S.D.	Variance
Punctuality and Regularity	10.0	Never [1] (1.0)	Rarely [0] (2.0)	Sometimes [0] (3.0)	Often [3] (4.0)	Always [9] (5.0)	89.23	4.46	5.0	1.7	2.88
Subject Knowledge	12.0	Never [1] (1.0)	Rarely [0] (2.0)	Sometimes [1] (3.0)	Often [2] (4.0)	Always [9] (5.0)	87.69	4.38	5.0	1.85	3.43



Enthusiasm in Teaching	10.0	Never [1] (1.0)	Rarely [0] (2.0)	Sometimes [1] (3.0)	Often [2] (4.0)	Always [9] (5.0)	87.69	4.38	5.0	1.85	3.43
Feedback on Understanding of Students	12.0	Never [1] (1.0)	Rarely [0] (2.0)	Sometimes [0] (3.0)	Often [3] (4.0)	Always [9] (5.0)	89.23	4.46	5.0	1.7	2.88
Overall Control on class	12.0	Never [1] (1.0)	Rarely [0] (2.0)	Sometimes [1] (3.0)	Often [2] (4.0)	Always [9] (5.0)	87.69	4.38	5.0	1.85	3.43
Motivation to learn the subjects	10.0	Never [1] (1.0)	Rarely [0] (2.0)	Sometimes [1] (3.0)	Often [2] (4.0)	Always [9] (5.0)	87.69	4.38	5.0	1.85	3.43
Efforts to improve academic performance of students	12.0	Never [1] (1.0)	Rarely [0] (2.0)	Sometimes [1] (3.0)	Often [2] (4.0)	Always [9] (5.0)	87.69	4.38	5.0	1.85	3.43
Communication Skills	12.0	Never [1] (1.0)	Rarely [0] (2.0)	Sometimes [0] (3.0)	Often [3] (4.0)	Always [9] (5.0)	89.23	4.46	5.0	1.7	2.88
Availability outside the classroom.	10.0	Never [1] (1.0)	Rarely [0] (2.0)	Sometimes [0] (3.0)	Often [3] (4.0)	Always [9] (5.0)	89.23	4.46	5.0	1.7	2.88

# Dr. D. Y. Patil Pratishthan's D.Y. Patil College of Engineering

## Faculty Feedback Report

Note: The following report is confidential. Share it with authorized personnel only.

Faculty Name :	Anusha Mallikarjun Meti
Department Name :	Information Technology
Course Name (Course Code) :	Cloud Computing (Elective II)( 314454C TE2019 )
Overall Percentage Score	95.02
Students Submitted	48

### Objective Questions

Question	Weightage	Option1 [Student's Opted] (Score)	Option2 [Student's Opted] (Score)	Option3 [Student's Opted] (Score)	Option4 [Student's Opted] (Score)	Option5 [Student's Opted] (Score)	%	Mean	Median	S.D.	Variance
Punctuality and Regularity	10.0	Never [1] (1.0)	Rarely [0] (2.0)	Sometimes [0] (3.0)	Often [6] (4.0)	Always [41] (5.0)	95.83	4.79	5.0	1.51	2.29
Subject Knowledge	12.0	Never [0] (1.0)	Rarely [0] (2.0)	Sometimes [1] (3.0)	Often [10] (4.0)	Always [37] (5.0)	95.0	4.75	5.0	1.74	3.02

Enthusiasm in Teaching	10.0	Never [0] (1.0)	Rarely [0] (2.0)	Sometimes [0] (3.0)	Often [9] (4.0)	Always [39] (5.0)	96.25	4.81	5.0	1.49	2.23
Feedback on Understanding of Students	12.0	Never [0] (1.0)	Rarely [0] (2.0)	Sometimes [2] (3.0)	Often [9] (4.0)	Always [37] (5.0)	94.58	4.73	5.0	1.8	3.24
Overall Control on class	12.0	Never [0] (1.0)	Rarely [0] (2.0)	Sometimes [1] (3.0)	Often [12] (4.0)	Always [35] (5.0)	94.17	4.71	5.0	1.93	3.74
Motivation to learn the subjects	10.0	Never [1] (1.0)	Rarely [0] (2.0)	Sometimes [1] (3.0)	Often [9] (4.0)	Always [37] (5.0)	93.75	4.69	5.0	1.98	3.93
Efforts to improve academic performance of students	12.0	Never [0] (1.0)	Rarely [1] (2.0)	Sometimes [0] (3.0)	Often [7] (4.0)	Always [40] (5.0)	95.83	4.79	5.0	1.5	2.25
Communication Skills	12.0	Never [0] (1.0)	Rarely [0] (2.0)	Sometimes [1] (3.0)	Often [12] (4.0)	Always [35] (5.0)	94.17	4.71	5.0	1.93	3.74
Availability outside the classroom.	10.0	Never [0] (1.0)	Rarely [0] (2.0)	Sometimes [0] (3.0)	Often [10] (4.0)	Always [38] (5.0)	95.83	4.79	5.0	1.62	2.61

# Dr. D. Y. Patil Pratishthan's D.Y. Patil College of Engineering

## Faculty Feedback Report

Note: The following report is confidential. Share it with authorized personnel only.

Faculty Name :	Aradhana RajeshKumar Chavan
Department Name :	Civil Engineering
Course Name (Course Code) :	Elective II Architecture and town Planning( 301015e TE 2019 )
Overall Percentage Score	96.2
Students Submitted	71

### Objective Questions

Question	Weightage	Option1 [Student's Opted] (Score)	Option2 [Student's Opted] (Score)	Option3 [Student's Opted] (Score)	Option4 [Student's Opted] (Score)	Option5 [Student's Opted] (Score)	%	Mean	Median	S.D.	Variance
Punctuality and Regularity	10.0	Never [0] (1.0)	Rarely [0] (2.0)	Sometimes [2] (3.0)	Often [8] (4.0)	Always [61] (5.0)	96.62	4.83	5.0	1.52	2.31
Subject Knowledge	12.0	Never [1] (1.0)	Rarely [0] (2.0)	Sometimes [2] (3.0)	Often [8] (4.0)	Always [60] (5.0)	95.49	4.77	5.0	1.87	3.49

Enthusiasm in Teaching	10.0	Never [0] (1.0)	Rarely [0] (2.0)	Sometimes [2] (3.0)	Often [11] (4.0)	Always [58] (5.0)	95.77	4.79	5.0	1.83	3.36
Feedback on Understanding of Students	12.0	Never [0] (1.0)	Rarely [0] (2.0)	Sometimes [3] (3.0)	Often [8] (4.0)	Always [60] (5.0)	96.06	4.8	5.0	1.72	2.96
Overall Control on class	12.0	Never [0] (1.0)	Rarely [0] (2.0)	Sometimes [3] (3.0)	Often [7] (4.0)	Always [61] (5.0)	96.34	4.82	5.0	1.62	2.64
Motivation to learn the subjects	10.0	Never [0] (1.0)	Rarely [0] (2.0)	Sometimes [1] (3.0)	Often [11] (4.0)	Always [59] (5.0)	96.34	4.82	5.0	1.68	2.83
Efforts to improve academic performance of students	12.0	Never [0] (1.0)	Rarely [0] (2.0)	Sometimes [2] (3.0)	Often [10] (4.0)	Always [59] (5.0)	96.06	4.8	5.0	1.73	3.0
Communication Skills	12.0	Never [0] (1.0)	Rarely [0] (2.0)	Sometimes [2] (3.0)	Often [9] (4.0)	Always [60] (5.0)	96.34	4.82	5.0	1.63	2.65
Availability outside the classroom.	10.0	Never [0] (1.0)	Rarely [0] (2.0)	Sometimes [1] (3.0)	Often [9] (4.0)	Always [61] (5.0)	96.9	4.85	5.0	1.46	2.12

# Dr. D. Y. Patil Pratishthan's D.Y. Patil College of Engineering

## Faculty Feedback Report

Note: The following report is confidential. Share it with authorized personnel only.

Faculty Name :	Aradhana RajeshKumar Chavan
Department Name :	Civil Engineering
Course Name (Course Code) :	Elective II Architecture and Town Planning lab( 301020e TE 2019 )
Overall Percentage Score	96.46
Students Submitted	71

### Objective Questions

Question	Weightage	Option1 [Student's Opted] (Score)	Option2 [Student's Opted] (Score)	Option3 [Student's Opted] (Score)	Option4 [Student's Opted] (Score)	Option5 [Student's Opted] (Score)	%	Mean	Median	S.D.	Variance
Punctuality and Regularity	10.0	Never [0] (1.0)	Rarely [0] (2.0)	Sometimes [3] (3.0)	Often [9] (4.0)	Always [59] (5.0)	95.77	4.79	5.0	1.82	3.3
Subject Knowledge	12.0	Never [0] (1.0)	Rarely [1] (2.0)	Sometimes [3] (3.0)	Often [9] (4.0)	Always [58] (5.0)	94.93	4.75	5.0	2.04	4.17

Enthusiasm in Teaching	10.0	Never [0] (1.0)	Rarely [0] (2.0)	Sometimes [1] (3.0)	Often [11] (4.0)	Always [59] (5.0)	96.34	4.82	5.0	1.68	2.83
Feedback on Understanding of Students	12.0	Never [0] (1.0)	Rarely [0] (2.0)	Sometimes [2] (3.0)	Often [7] (4.0)	Always [62] (5.0)	96.9	4.85	5.0	1.41	1.98
Overall Control on class	12.0	Never [0] (1.0)	Rarely [0] (2.0)	Sometimes [1] (3.0)	Often [8] (4.0)	Always [62] (5.0)	97.18	4.86	5.0	1.34	1.79
Motivation to learn the subjects	10.0	Never [0] (1.0)	Rarely [0] (2.0)	Sometimes [1] (3.0)	Often [8] (4.0)	Always [62] (5.0)	97.18	4.86	5.0	1.34	1.79
Efforts to improve academic performance of students	12.0	Never [0] (1.0)	Rarely [0] (2.0)	Sometimes [2] (3.0)	Often [9] (4.0)	Always [60] (5.0)	96.34	4.82	5.0	1.63	2.65
Communication Skills	12.0	Never [0] (1.0)	Rarely [0] (2.0)	Sometimes [1] (3.0)	Often [9] (4.0)	Always [61] (5.0)	96.9	4.85	5.0	1.46	2.12
Availability outside the classroom.	10.0	Never [0] (1.0)	Rarely [0] (2.0)	Sometimes [1] (3.0)	Often [10] (4.0)	Always [60] (5.0)	96.62	4.83	5.0	1.57	2.47

# Dr. D. Y. Patil Pratishthan's D.Y. Patil College of Engineering

## Faculty Feedback Report

Note: The following report is confidential. Share it with authorized personnel only.

Faculty Name :	Arti Ajay Utikar
Department Name :	Instrumentation and Control Engineering
Course Name (Course Code) :	Audit Course- VIII Financial Management/ Engineering (AC8FM)( 406273 BE 2019 )
Overall Percentage Score	98.13
Students Submitted	6

### Objective Questions

Question	Weightage	Option1 [Student's Opted] (Score)	Option2 [Student's Opted] (Score)	Option3 [Student's Opted] (Score)	Option4 [Student's Opted] (Score)	Option5 [Student's Opted] (Score)	%	Mean	Median	S.D.	Variance
Punctuality and Regularity	10.0	Never [0] (1.0)	Rarely [0] (2.0)	Sometimes [0] (3.0)	Often [0] (4.0)	Always [6] (5.0)	100.0	5.0	5.0	0.0	0.0
Subject Knowledge	12.0	Never [0] (1.0)	Rarely [0] (2.0)	Sometimes [0] (3.0)	Often [0] (4.0)	Always [6] (5.0)	100.0	5.0	5.0	0.0	0.0



Enthusiasm in Teaching	10.0	Never [0] (1.0)	Rarely [0] (2.0)	Sometimes [0] (3.0)	Often [0] (4.0)	Always [6] (5.0)	100.0	5.0	5.0	0.0	0.0
Feedback on Understanding of Students	12.0	Never [0] (1.0)	Rarely [0] (2.0)	Sometimes [0] (3.0)	Often [1] (4.0)	Always [5] (5.0)	96.67	4.83	5.0	0.48	0.23
Overall Control on class	12.0	Never [0] (1.0)	Rarely [0] (2.0)	Sometimes [0] (3.0)	Often [0] (4.0)	Always [6] (5.0)	100.0	5.0	5.0	0.0	0.0
Motivation to learn the subjects	10.0	Never [0] (1.0)	Rarely [0] (2.0)	Sometimes [0] (3.0)	Often [1] (4.0)	Always [5] (5.0)	96.67	4.83	5.0	0.48	0.23
Efforts to improve academic performance of students	12.0	Never [0] (1.0)	Rarely [0] (2.0)	Sometimes [0] (3.0)	Often [2] (4.0)	Always [4] (5.0)	93.33	4.67	5.0	0.77	0.59
Communication Skills	12.0	Never [0] (1.0)	Rarely [0] (2.0)	Sometimes [0] (3.0)	Often [0] (4.0)	Always [6] (5.0)	100.0	5.0	5.0	0.0	0.0
Availability outside the classroom.	10.0	Never [0] (1.0)	Rarely [0] (2.0)	Sometimes [0] (3.0)	Often [1] (4.0)	Always [5] (5.0)	96.67	4.83	5.0	0.48	0.23

# Dr. D. Y. Patil Pratishthan's D.Y. Patil College of Engineering

## Faculty Feedback Report

Note: The following report is confidential. Share it with authorized personnel only.

Faculty Name :	Arti Ajay Utikar
Department Name :	Instrumentation and Control Engineering
Course Name (Course Code) :	Audit Course- VIII Financial Management/ Engineering (AC8FM)( 406273 BE 2019 )
Overall Percentage Score	98.93
Students Submitted	6

### Objective Questions

Question	Weightage	Option1 [Student's Opted] (Score)	Option2 [Student's Opted] (Score)	Option3 [Student's Opted] (Score)	Option4 [Student's Opted] (Score)	Option5 [Student's Opted] (Score)	%	Mean	Median	S.D.	Variance
Punctuality and Regularity	10.0	Never [0] (1.0)	Rarely [0] (2.0)	Sometimes [0] (3.0)	Often [0] (4.0)	Always [6] (5.0)	100.0	5.0	5.0	0.0	0.0
Subject Knowledge	12.0	Never [0] (1.0)	Rarely [0] (2.0)	Sometimes [0] (3.0)	Often [0] (4.0)	Always [6] (5.0)	100.0	5.0	5.0	0.0	0.0

Enthusiasm in Teaching	10.0	Never [0] (1.0)	Rarely [0] (2.0)	Sometimes [0] (3.0)	Often [0] (4.0)	Always [6] (5.0)	100.0	5.0	5.0	0.0	0.0
Feedback on Understanding of Students	12.0	Never [0] (1.0)	Rarely [0] (2.0)	Sometimes [0] (3.0)	Often [0] (4.0)	Always [6] (5.0)	100.0	5.0	5.0	0.0	0.0
Overall Control on class	12.0	Never [0] (1.0)	Rarely [0] (2.0)	Sometimes [0] (3.0)	Often [0] (4.0)	Always [6] (5.0)	100.0	5.0	5.0	0.0	0.0
Motivation to learn the subjects	10.0	Never [0] (1.0)	Rarely [0] (2.0)	Sometimes [0] (3.0)	Often [1] (4.0)	Always [5] (5.0)	96.67	4.83	5.0	0.48	0.23
Efforts to improve academic performance of students	12.0	Never [0] (1.0)	Rarely [0] (2.0)	Sometimes [0] (3.0)	Often [1] (4.0)	Always [5] (5.0)	96.67	4.83	5.0	0.48	0.23
Communication Skills	12.0	Never [0] (1.0)	Rarely [0] (2.0)	Sometimes [0] (3.0)	Often [0] (4.0)	Always [6] (5.0)	100.0	5.0	5.0	0.0	0.0
Availability outside the classroom.	10.0	Never [0] (1.0)	Rarely [0] (2.0)	Sometimes [0] (3.0)	Often [1] (4.0)	Always [5] (5.0)	96.67	4.83	5.0	0.48	0.23

# Dr. D. Y. Patil Pratishthan's D.Y. Patil College of Engineering

## Faculty Feedback Report

Note: The following report is confidential. Share it with authorized personnel only.

Faculty Name :	Arti Ajay Utikar
Department Name :	Instrumentation and Control Engineering
Course Name (Course Code) :	Elective- V Electric Vehicles( BE 2019 PAT - 406270A-TH )
Overall Percentage Score	99.5
Students Submitted	4

### Objective Questions

Question	Weightage	Option1 [Student's Opted] (Score)	Option2 [Student's Opted] (Score)	Option3 [Student's Opted] (Score)	Option4 [Student's Opted] (Score)	Option5 [Student's Opted] (Score)	%	Mean	Median	S.D.	Variance
Punctuality and Regularity	10.0	Never [0] (1.0)	Rarely [0] (2.0)	Sometimes [0] (3.0)	Often [0] (4.0)	Always [4] (5.0)	100.0	5.0	5.0	0.0	0.0
Subject Knowledge	12.0	Never [0] (1.0)	Rarely [0] (2.0)	Sometimes [0] (3.0)	Often [0] (4.0)	Always [4] (5.0)	100.0	5.0	5.0	0.0	0.0

Enthusiasm in Teaching	10.0	Never [0] (1.0)	Rarely [0] (2.0)	Sometimes [0] (3.0)	Often [0] (4.0)	Always [4] (5.0)	100.0	5.0	5.0	0.0	0.0
Feedback on Understanding of Students	12.0	Never [0] (1.0)	Rarely [0] (2.0)	Sometimes [0] (3.0)	Often [0] (4.0)	Always [4] (5.0)	100.0	5.0	5.0	0.0	0.0
Overall Control on class	12.0	Never [0] (1.0)	Rarely [0] (2.0)	Sometimes [0] (3.0)	Often [0] (4.0)	Always [4] (5.0)	100.0	5.0	5.0	0.0	0.0
Motivation to learn the subjects	10.0	Never [0] (1.0)	Rarely [0] (2.0)	Sometimes [0] (3.0)	Often [0] (4.0)	Always [4] (5.0)	100.0	5.0	5.0	0.0	0.0
Efforts to improve academic performance of students	12.0	Never [0] (1.0)	Rarely [0] (2.0)	Sometimes [0] (3.0)	Often [0] (4.0)	Always [4] (5.0)	100.0	5.0	5.0	0.0	0.0
Communication Skills	12.0	Never [0] (1.0)	Rarely [0] (2.0)	Sometimes [0] (3.0)	Often [0] (4.0)	Always [4] (5.0)	100.0	5.0	5.0	0.0	0.0
Availability outside the classroom.	10.0	Never [0] (1.0)	Rarely [0] (2.0)	Sometimes [0] (3.0)	Often [1] (4.0)	Always [3] (5.0)	95.0	4.75	5.0	0.53	0.28

# Dr. D. Y. Patil Pratishthan's D.Y. Patil College of Engineering

## Faculty Feedback Report

Note: The following report is confidential. Share it with authorized personnel only.

Faculty Name :	Ashok Balkrishna More
Department Name :	Civil Engineering
Course Name (Course Code) :	Waste Water Engineering( 301012 TE2019 )
Overall Percentage Score	85.87
Students Submitted	57

### Objective Questions

Question	Weightage	Option1 [Student's Opted] (Score)	Option2 [Student's Opted] (Score)	Option3 [Student's Opted] (Score)	Option4 [Student's Opted] (Score)	Option5 [Student's Opted] (Score)	%	Mean	Median	S.D.	Variance
Punctuality and Regularity	10.0	Never [3] (1.0)	Rarely [5] (2.0)	Sometimes [9] (3.0)	Often [10] (4.0)	Always [30] (5.0)	80.7	4.04	5.0	4.42	19.5
Subject Knowledge	12.0	Never [1] (1.0)	Rarely [2] (2.0)	Sometimes [5] (3.0)	Often [10] (4.0)	Always [39] (5.0)	89.47	4.47	5.0	3.06	9.38

Enthusiasm in Teaching	10.0	Never [1] (1.0)	Rarely [3] (2.0)	Sometimes [6] (3.0)	Often [11] (4.0)	Always [36] (5.0)	87.37	4.37	5.0	3.41	11.63
Feedback on Understanding of Students	12.0	Never [1] (1.0)	Rarely [4] (2.0)	Sometimes [7] (3.0)	Often [13] (4.0)	Always [32] (5.0)	84.91	4.25	5.0	3.65	13.34
Overall Control on class	12.0	Never [0] (1.0)	Rarely [2] (2.0)	Sometimes [8] (3.0)	Often [10] (4.0)	Always [37] (5.0)	88.77	4.44	5.0	3.26	10.65
Motivation to learn the subjects	10.0	Never [2] (1.0)	Rarely [3] (2.0)	Sometimes [7] (3.0)	Often [13] (4.0)	Always [32] (5.0)	84.56	4.23	5.0	3.7	13.67
Efforts to improve academic performance of students	12.0	Never [3] (1.0)	Rarely [3] (2.0)	Sometimes [8] (3.0)	Often [9] (4.0)	Always [34] (5.0)	83.86	4.19	5.0	4.15	17.23
Communication Skills	12.0	Never [0] (1.0)	Rarely [2] (2.0)	Sometimes [5] (3.0)	Often [11] (4.0)	Always [39] (5.0)	90.53	4.53	5.0	2.84	8.05
Availability outside the classroom.	10.0	Never [3] (1.0)	Rarely [6] (2.0)	Sometimes [6] (3.0)	Often [12] (4.0)	Always [30] (5.0)	81.05	4.05	5.0	4.36	19.01

# Dr. D. Y. Patil Pratishthan's D.Y. Patil College of Engineering

## Faculty Feedback Report

Note: The following report is confidential. Share it with authorized personnel only.

Faculty Name :	Ashwini Ramrao Patil
Department Name :	Civil Engineering
Course Name (Course Code) :	Elective II Architecture and town Planning( 301015e TE 2019 )
Overall Percentage Score	92.16
Students Submitted	51

### Objective Questions

Question	Weightage	Option1 [Student's Opted] (Score)	Option2 [Student's Opted] (Score)	Option3 [Student's Opted] (Score)	Option4 [Student's Opted] (Score)	Option5 [Student's Opted] (Score)	%	Mean	Median	S.D.	Variance
Punctuality and Regularity	10.0	Never [1] (1.0)	Rarely [1] (2.0)	Sometimes [3] (3.0)	Often [11] (4.0)	Always [35] (5.0)	90.59	4.53	5.0	2.6	6.77
Subject Knowledge	12.0	Never [0] (1.0)	Rarely [1] (2.0)	Sometimes [3] (3.0)	Often [11] (4.0)	Always [36] (5.0)	92.16	4.61	5.0	2.32	5.37



Enthusiasm in Teaching	10.0	Never [0] (1.0)	Rarely [1] (2.0)	Sometimes [4] (3.0)	Often [10] (4.0)	Always [36] (5.0)	91.76	4.59	5.0	2.43	5.91
Feedback on Understanding of Students	12.0	Never [0] (1.0)	Rarely [2] (2.0)	Sometimes [2] (3.0)	Often [12] (4.0)	Always [35] (5.0)	91.37	4.57	5.0	2.47	6.09
Overall Control on class	12.0	Never [0] (1.0)	Rarely [1] (2.0)	Sometimes [4] (3.0)	Often [9] (4.0)	Always [37] (5.0)	92.16	4.61	5.0	2.38	5.66
Motivation to learn the subjects	10.0	Never [0] (1.0)	Rarely [1] (2.0)	Sometimes [3] (3.0)	Often [14] (4.0)	Always [33] (5.0)	90.98	4.55	5.0	2.46	6.05
Efforts to improve academic performance of students	12.0	Never [0] (1.0)	Rarely [0] (2.0)	Sometimes [2] (3.0)	Often [9] (4.0)	Always [40] (5.0)	94.9	4.75	5.0	1.78	3.16
Communication Skills	12.0	Never [0] (1.0)	Rarely [0] (2.0)	Sometimes [4] (3.0)	Often [7] (4.0)	Always [40] (5.0)	94.12	4.71	5.0	2.03	4.11
Availability outside the classroom.	10.0	Never [1] (1.0)	Rarely [0] (2.0)	Sometimes [4] (3.0)	Often [12] (4.0)	Always [34] (5.0)	90.59	4.53	5.0	2.61	6.79

# Dr. D. Y. Patil Pratishthan's D.Y. Patil College of Engineering

## Faculty Feedback Report

Note: The following report is confidential. Share it with authorized personnel only.

Faculty Name :	Avadhut Sitaram Kulkarni
Department Name :	Civil Engineering
Course Name (Course Code) :	Elective VI-TQM and MIS( 401014 a BE 2019 )
Overall Percentage Score	99.0
Students Submitted	2

### Objective Questions

Question	Weightage	Option1 [Student's Opted] (Score)	Option2 [Student's Opted] (Score)	Option3 [Student's Opted] (Score)	Option4 [Student's Opted] (Score)	Option5 [Student's Opted] (Score)	%	Mean	Median	S.D.	Variance
Punctuality and Regularity	10.0	Never [0] (1.0)	Rarely [0] (2.0)	Sometimes [0] (3.0)	Often [0] (4.0)	Always [2] (5.0)	100.0	5.0	5.0	0.0	0.0
Subject Knowledge	12.0	Never [0] (1.0)	Rarely [0] (2.0)	Sometimes [0] (3.0)	Often [0] (4.0)	Always [2] (5.0)	100.0	5.0	5.0	0.0	0.0

Enthusiasm in Teaching	10.0	Never [0] (1.0)	Rarely [0] (2.0)	Sometimes [0] (3.0)	Often [0] (4.0)	Always [2] (5.0)	100.0	5.0	5.0	0.0	0.0
Feedback on Understanding of Students	12.0	Never [0] (1.0)	Rarely [0] (2.0)	Sometimes [0] (3.0)	Often [0] (4.0)	Always [2] (5.0)	100.0	5.0	5.0	0.0	0.0
Overall Control on class	12.0	Never [0] (1.0)	Rarely [0] (2.0)	Sometimes [0] (3.0)	Often [0] (4.0)	Always [2] (5.0)	100.0	5.0	5.0	0.0	0.0
Motivation to learn the subjects	10.0	Never [0] (1.0)	Rarely [0] (2.0)	Sometimes [0] (3.0)	Often [0] (4.0)	Always [2] (5.0)	100.0	5.0	5.0	0.0	0.0
Efforts to improve academic performance of students	12.0	Never [0] (1.0)	Rarely [0] (2.0)	Sometimes [0] (3.0)	Often [0] (4.0)	Always [2] (5.0)	100.0	5.0	5.0	0.0	0.0
Communication Skills	12.0	Never [0] (1.0)	Rarely [0] (2.0)	Sometimes [0] (3.0)	Often [0] (4.0)	Always [2] (5.0)	100.0	5.0	5.0	0.0	0.0
Availability outside the classroom.	10.0	Never [0] (1.0)	Rarely [0] (2.0)	Sometimes [0] (3.0)	Often [1] (4.0)	Always [1] (5.0)	90.0	4.5	4.5	0.5	0.25

# Dr. D. Y. Patil Pratishthan's D.Y. Patil College of Engineering

## Faculty Feedback Report

Note: The following report is confidential. Share it with authorized personnel only.

Faculty Name :	Battu Arun Kumar
Department Name :	Mechanical Engineering
Course Name (Course Code) :	Computer Aided Engineering Pr( 302050PR TE2019 )
Overall Percentage Score	94.18
Students Submitted	59

### Objective Questions

Question	Weightage	Option1 [Student's Opted] (Score)	Option2 [Student's Opted] (Score)	Option3 [Student's Opted] (Score)	Option4 [Student's Opted] (Score)	Option5 [Student's Opted] (Score)	%	Mean	Median	S.D.	Variance
Punctuality and Regularity	10.0	Never [2] (1.0)	Rarely [0] (2.0)	Sometimes [2] (3.0)	Often [8] (4.0)	Always [47] (5.0)	93.22	4.66	5.0	2.42	5.87
Subject Knowledge	12.0	Never [1] (1.0)	Rarely [0] (2.0)	Sometimes [1] (3.0)	Often [8] (4.0)	Always [49] (5.0)	95.25	4.76	5.0	1.79	3.22

Enthusiasm in Teaching	10.0	Never [1] (1.0)	Rarely [0] (2.0)	Sometimes [2] (3.0)	Often [9] (4.0)	Always [47] (5.0)	94.24	4.71	5.0	2.06	4.24
Feedback on Understanding of Students	12.0	Never [1] (1.0)	Rarely [0] (2.0)	Sometimes [4] (3.0)	Often [5] (4.0)	Always [49] (5.0)	94.24	4.71	5.0	2.15	4.62
Overall Control on class	12.0	Never [1] (1.0)	Rarely [1] (2.0)	Sometimes [2] (3.0)	Often [8] (4.0)	Always [47] (5.0)	93.56	4.68	5.0	2.22	4.92
Motivation to learn the subjects	10.0	Never [1] (1.0)	Rarely [0] (2.0)	Sometimes [1] (3.0)	Often [12] (4.0)	Always [45] (5.0)	93.9	4.69	5.0	2.16	4.65
Efforts to improve academic performance of students	12.0	Never [1] (1.0)	Rarely [0] (2.0)	Sometimes [1] (3.0)	Often [7] (4.0)	Always [50] (5.0)	95.59	4.78	5.0	1.69	2.86
Communication Skills	12.0	Never [1] (1.0)	Rarely [1] (2.0)	Sometimes [1] (3.0)	Often [11] (4.0)	Always [45] (5.0)	93.22	4.66	5.0	2.29	5.23
Availability outside the classroom.	10.0	Never [2] (1.0)	Rarely [0] (2.0)	Sometimes [1] (3.0)	Often [7] (4.0)	Always [49] (5.0)	94.24	4.71	5.0	2.19	4.78

# Dr. D. Y. Patil Pratishthan's D.Y. Patil College of Engineering

## Faculty Feedback Report

Note: The following report is confidential. Share it with authorized personnel only.

Faculty Name :	Battu Arun Kumar
Department Name :	Mechanical Engineering
Course Name (Course Code) :	Computer Aided Engineering Th( 302050TH TE2019 )
Overall Percentage Score	91.88
Students Submitted	69

### Objective Questions

Question	Weightage	Option1 [Student's Opted] (Score)	Option2 [Student's Opted] (Score)	Option3 [Student's Opted] (Score)	Option4 [Student's Opted] (Score)	Option5 [Student's Opted] (Score)	%	Mean	Median	S.D.	Variance
Punctuality and Regularity	10.0	Never [3] (1.0)	Rarely [1] (2.0)	Sometimes [4] (3.0)	Often [9] (4.0)	Always [52] (5.0)	90.72	4.54	5.0	3.32	11.04
Subject Knowledge	12.0	Never [2] (1.0)	Rarely [2] (2.0)	Sometimes [4] (3.0)	Often [10] (4.0)	Always [51] (5.0)	90.72	4.54	5.0	3.19	10.17

Enthusiasm in Teaching	10.0	Never [2] (1.0)	Rarely [0] (2.0)	Sometimes [3] (3.0)	Often [11] (4.0)	Always [53] (5.0)	92.75	4.64	5.0	2.68	7.17
Feedback on Understanding of Students	12.0	Never [2] (1.0)	Rarely [1] (2.0)	Sometimes [4] (3.0)	Often [9] (4.0)	Always [53] (5.0)	91.88	4.59	5.0	2.92	8.55
Overall Control on class	12.0	Never [2] (1.0)	Rarely [1] (2.0)	Sometimes [1] (3.0)	Often [8] (4.0)	Always [57] (5.0)	93.91	4.7	5.0	2.4	5.75
Motivation to learn the subjects	10.0	Never [2] (1.0)	Rarely [1] (2.0)	Sometimes [3] (3.0)	Often [13] (4.0)	Always [50] (5.0)	91.3	4.57	5.0	2.96	8.78
Efforts to improve academic performance of students	12.0	Never [2] (1.0)	Rarely [1] (2.0)	Sometimes [5] (3.0)	Often [8] (4.0)	Always [53] (5.0)	91.59	4.58	5.0	3.04	9.25
Communication Skills	12.0	Never [2] (1.0)	Rarely [3] (2.0)	Sometimes [1] (3.0)	Often [7] (4.0)	Always [56] (5.0)	92.46	4.62	5.0	2.9	8.43
Availability outside the classroom.	10.0	Never [3] (1.0)	Rarely [1] (2.0)	Sometimes [3] (3.0)	Often [9] (4.0)	Always [53] (5.0)	91.3	4.57	5.0	3.18	10.14

# Dr. D. Y. Patil Pratishthan's D.Y. Patil College of Engineering

## Faculty Feedback Report

Note: The following report is confidential. Share it with authorized personnel only.

Faculty Name :	Battu Arun Kumar
Department Name :	Mechanical Engineering
Course Name (Course Code) :	Project (Stage II)( 402053 BE 2019 )
Overall Percentage Score	93.49
Students Submitted	108

### Objective Questions

Question	Weightage	Option1 [Student's Opted] (Score)	Option2 [Student's Opted] (Score)	Option3 [Student's Opted] (Score)	Option4 [Student's Opted] (Score)	Option5 [Student's Opted] (Score)	%	Mean	Median	S.D.	Variance
Punctuality and Regularity	10.0	Never [0] (1.0)	Rarely [1] (2.0)	Sometimes [8] (3.0)	Often [15] (4.0)	Always [84] (5.0)	93.7	4.69	5.0	3.03	9.2
Subject Knowledge	12.0	Never [0] (1.0)	Rarely [1] (2.0)	Sometimes [7] (3.0)	Often [16] (4.0)	Always [84] (5.0)	93.89	4.69	5.0	2.93	8.61



Enthusiasm in Teaching	10.0	Never [0] (1.0)	Rarely [1] (2.0)	Sometimes [7] (3.0)	Often [16] (4.0)	Always [84] (5.0)	93.89	4.69	5.0	2.93	8.61
Feedback on Understanding of Students	12.0	Never [1] (1.0)	Rarely [0] (2.0)	Sometimes [10] (3.0)	Often [13] (4.0)	Always [84] (5.0)	93.15	4.66	5.0	3.32	11.01
Overall Control on class	12.0	Never [0] (1.0)	Rarely [2] (2.0)	Sometimes [8] (3.0)	Often [18] (4.0)	Always [80] (5.0)	92.59	4.63	5.0	3.34	11.15
Motivation to learn the subjects	10.0	Never [0] (1.0)	Rarely [1] (2.0)	Sometimes [10] (3.0)	Often [12] (4.0)	Always [85] (5.0)	93.52	4.68	5.0	3.21	10.3
Efforts to improve academic performance of students	12.0	Never [0] (1.0)	Rarely [1] (2.0)	Sometimes [6] (3.0)	Often [18] (4.0)	Always [83] (5.0)	93.89	4.69	5.0	2.9	8.43
Communication Skills	12.0	Never [0] (1.0)	Rarely [1] (2.0)	Sometimes [8] (3.0)	Often [16] (4.0)	Always [83] (5.0)	93.52	4.68	5.0	3.08	9.51
Availability outside the classroom.	10.0	Never [0] (1.0)	Rarely [0] (2.0)	Sometimes [9] (3.0)	Often [18] (4.0)	Always [81] (5.0)	93.33	4.67	5.0	3.19	10.17

# Dr. D. Y. Patil Pratishthan's D.Y. Patil College of Engineering

## Faculty Feedback Report

Note: The following report is confidential. Share it with authorized personnel only.

Faculty Name :	Bhagyashree Ashok Tingare
Department Name :	Artificial Intelligence and Data Science
Course Name (Course Code) :	Elective-II - Natural Language Processing( AIDS_317532(B) )
Overall Percentage Score	95.57
Students Submitted	25

### Objective Questions

Question	Weightage	Option1 [Student's Opted] (Score)	Option2 [Student's Opted] (Score)	Option3 [Student's Opted] (Score)	Option4 [Student's Opted] (Score)	Option5 [Student's Opted] (Score)	%	Mean	Median	S.D.	Variance
Punctuality and Regularity	10.0	Never [0] (1.0)	Rarely [0] (2.0)	Sometimes [1] (3.0)	Often [3] (4.0)	Always [21] (5.0)	96.0	4.8	5.0	1.03	1.07
Subject Knowledge	12.0	Never [0] (1.0)	Rarely [0] (2.0)	Sometimes [2] (3.0)	Often [2] (4.0)	Always [21] (5.0)	95.2	4.76	5.0	1.27	1.6

Enthusiasm in Teaching	10.0	Never [0] (1.0)	Rarely [0] (2.0)	Sometimes [1] (3.0)	Often [4] (4.0)	Always [20] (5.0)	95.2	4.76	5.0	1.19	1.42
Feedback on Understanding of Students	12.0	Never [0] (1.0)	Rarely [0] (2.0)	Sometimes [1] (3.0)	Often [2] (4.0)	Always [22] (5.0)	96.8	4.84	5.0	0.86	0.74
Overall Control on class	12.0	Never [0] (1.0)	Rarely [0] (2.0)	Sometimes [1] (3.0)	Often [4] (4.0)	Always [20] (5.0)	95.2	4.76	5.0	1.19	1.42
Motivation to learn the subjects	10.0	Never [0] (1.0)	Rarely [0] (2.0)	Sometimes [1] (3.0)	Often [4] (4.0)	Always [20] (5.0)	95.2	4.76	5.0	1.19	1.42
Efforts to improve academic performance of students	12.0	Never [0] (1.0)	Rarely [0] (2.0)	Sometimes [1] (3.0)	Often [6] (4.0)	Always [18] (5.0)	93.6	4.68	5.0	1.45	2.11
Communication Skills	12.0	Never [0] (1.0)	Rarely [0] (2.0)	Sometimes [1] (3.0)	Often [1] (4.0)	Always [23] (5.0)	97.6	4.88	5.0	0.69	0.48
Availability outside the classroom.	10.0	Never [0] (1.0)	Rarely [0] (2.0)	Sometimes [1] (3.0)	Often [4] (4.0)	Always [20] (5.0)	95.2	4.76	5.0	1.19	1.42

# Dr. D. Y. Patil Pratishthan's D.Y. Patil College of Engineering

## Faculty Feedback Report

Note: The following report is confidential. Share it with authorized personnel only.

Faculty Name :	Bhagyashree Ashok Tingare
Department Name :	Artificial Intelligence and Data Science
Course Name (Course Code) :	Internship( AIDS_317535 )
Overall Percentage Score	91.72
Students Submitted	54

### Objective Questions

Question	Weightage	Option1 [Student's Opted] (Score)	Option2 [Student's Opted] (Score)	Option3 [Student's Opted] (Score)	Option4 [Student's Opted] (Score)	Option5 [Student's Opted] (Score)	%	Mean	Median	S.D.	Variance
Punctuality and Regularity	10.0	Never [0] (1.0)	Rarely [0] (2.0)	Sometimes [5] (3.0)	Often [9] (4.0)	Always [40] (5.0)	92.96	4.65	5.0	2.36	5.56
Subject Knowledge	12.0	Never [0] (1.0)	Rarely [0] (2.0)	Sometimes [5] (3.0)	Often [11] (4.0)	Always [38] (5.0)	92.22	4.61	5.0	2.47	6.08

Enthusiasm in Teaching	10.0	Never [0] (1.0)	Rarely [0] (2.0)	Sometimes [5] (3.0)	Often [13] (4.0)	Always [36] (5.0)	91.48	4.57	5.0	2.56	6.53
Feedback on Understanding of Students	12.0	Never [0] (1.0)	Rarely [0] (2.0)	Sometimes [5] (3.0)	Often [12] (4.0)	Always [37] (5.0)	91.85	4.59	5.0	2.51	6.32
Overall Control on class	12.0	Never [0] (1.0)	Rarely [1] (2.0)	Sometimes [4] (3.0)	Often [13] (4.0)	Always [36] (5.0)	91.11	4.56	5.0	2.56	6.54
Motivation to learn the subjects	10.0	Never [0] (1.0)	Rarely [0] (2.0)	Sometimes [5] (3.0)	Often [11] (4.0)	Always [38] (5.0)	92.22	4.61	5.0	2.47	6.08
Efforts to improve academic performance of students	12.0	Never [0] (1.0)	Rarely [0] (2.0)	Sometimes [5] (3.0)	Often [12] (4.0)	Always [37] (5.0)	91.85	4.59	5.0	2.51	6.32
Communication Skills	12.0	Never [0] (1.0)	Rarely [0] (2.0)	Sometimes [6] (3.0)	Often [12] (4.0)	Always [36] (5.0)	91.11	4.56	5.0	2.68	7.18
Availability outside the classroom.	10.0	Never [0] (1.0)	Rarely [0] (2.0)	Sometimes [7] (3.0)	Often [11] (4.0)	Always [36] (5.0)	90.74	4.54	5.0	2.82	7.93

# Dr. D. Y. Patil Pratishthan's D.Y. Patil College of Engineering

## Faculty Feedback Report

Note: The following report is confidential. Share it with authorized personnel only.

Faculty Name :	Bhausahab Bhanudas Musmade
Department Name :	Instrumentation and Control Engineering
Course Name (Course Code) :	Elective- VI Automation in Agriculture( BE 2019 PAT - 406271B-TH )
Overall Percentage Score	99.04
Students Submitted	5

### Objective Questions

Question	Weightage	Option1 [Student's Opted] (Score)	Option2 [Student's Opted] (Score)	Option3 [Student's Opted] (Score)	Option4 [Student's Opted] (Score)	Option5 [Student's Opted] (Score)	%	Mean	Median	S.D.	Variance
Punctuality and Regularity	10.0	Never [0] (1.0)	Rarely [0] (2.0)	Sometimes [0] (3.0)	Often [0] (4.0)	Always [5] (5.0)	100.0	5.0	5.0	0.0	0.0
Subject Knowledge	12.0	Never [0] (1.0)	Rarely [0] (2.0)	Sometimes [0] (3.0)	Often [0] (4.0)	Always [5] (5.0)	100.0	5.0	5.0	0.0	0.0

Enthusiasm in Teaching	10.0	Never [0] (1.0)	Rarely [0] (2.0)	Sometimes [0] (3.0)	Often [0] (4.0)	Always [5] (5.0)	100.0	5.0	5.0	0.0	0.0
Feedback on Understanding of Students	12.0	Never [0] (1.0)	Rarely [0] (2.0)	Sometimes [0] (3.0)	Often [1] (4.0)	Always [4] (5.0)	96.0	4.8	5.0	0.51	0.26
Overall Control on class	12.0	Never [0] (1.0)	Rarely [0] (2.0)	Sometimes [0] (3.0)	Often [0] (4.0)	Always [5] (5.0)	100.0	5.0	5.0	0.0	0.0
Motivation to learn the subjects	10.0	Never [0] (1.0)	Rarely [0] (2.0)	Sometimes [0] (3.0)	Often [0] (4.0)	Always [5] (5.0)	100.0	5.0	5.0	0.0	0.0
Efforts to improve academic performance of students	12.0	Never [0] (1.0)	Rarely [0] (2.0)	Sometimes [0] (3.0)	Often [1] (4.0)	Always [4] (5.0)	96.0	4.8	5.0	0.51	0.26
Communication Skills	12.0	Never [0] (1.0)	Rarely [0] (2.0)	Sometimes [0] (3.0)	Often [0] (4.0)	Always [5] (5.0)	100.0	5.0	5.0	0.0	0.0
Availability outside the classroom.	10.0	Never [0] (1.0)	Rarely [0] (2.0)	Sometimes [0] (3.0)	Often [0] (4.0)	Always [5] (5.0)	100.0	5.0	5.0	0.0	0.0

# Dr. D. Y. Patil Pratishthan's D.Y. Patil College of Engineering

## Faculty Feedback Report

Note: The following report is confidential. Share it with authorized personnel only.

Faculty Name :	Deepali Mahesh Gohil
Department Name :	Computer Engineering
Course Name (Course Code) :	Data Science and Big Data Analytics( 310251 TE2019 )
Overall Percentage Score	89.79
Students Submitted	17

### Objective Questions

Question	Weightage	Option1 [Student's Opted] (Score)	Option2 [Student's Opted] (Score)	Option3 [Student's Opted] (Score)	Option4 [Student's Opted] (Score)	Option5 [Student's Opted] (Score)	%	Mean	Median	S.D.	Variance
Punctuality and Regularity	10.0	Never [1] (1.0)	Rarely [0] (2.0)	Sometimes [0] (3.0)	Often [5] (4.0)	Always [11] (5.0)	89.41	4.47	5.0	1.74	3.03
Subject Knowledge	12.0	Never [1] (1.0)	Rarely [0] (2.0)	Sometimes [0] (3.0)	Often [7] (4.0)	Always [9] (5.0)	87.06	4.35	5.0	1.74	3.02



Enthusiasm in Teaching	10.0	Never [1] (1.0)	Rarely [0] (2.0)	Sometimes [0] (3.0)	Often [3] (4.0)	Always [13] (5.0)	91.76	4.59	5.0	1.62	2.63
Feedback on Understanding of Students	12.0	Never [1] (1.0)	Rarely [0] (2.0)	Sometimes [0] (3.0)	Often [4] (4.0)	Always [12] (5.0)	90.59	4.53	5.0	1.69	2.87
Overall Control on class	12.0	Never [1] (1.0)	Rarely [0] (2.0)	Sometimes [0] (3.0)	Often [3] (4.0)	Always [13] (5.0)	91.76	4.59	5.0	1.62	2.63
Motivation to learn the subjects	10.0	Never [0] (1.0)	Rarely [1] (2.0)	Sometimes [0] (3.0)	Often [6] (4.0)	Always [10] (5.0)	89.41	4.47	5.0	1.57	2.48
Efforts to improve academic performance of students	12.0	Never [1] (1.0)	Rarely [0] (2.0)	Sometimes [1] (3.0)	Often [5] (4.0)	Always [10] (5.0)	87.06	4.35	5.0	1.85	3.42
Communication Skills	12.0	Never [1] (1.0)	Rarely [0] (2.0)	Sometimes [0] (3.0)	Often [3] (4.0)	Always [13] (5.0)	91.76	4.59	5.0	1.62	2.63
Availability outside the classroom.	10.0	Never [1] (1.0)	Rarely [0] (2.0)	Sometimes [1] (3.0)	Often [3] (4.0)	Always [12] (5.0)	89.41	4.47	5.0	1.82	3.33

# Dr. D. Y. Patil Pratishthan's D.Y. Patil College of Engineering

## Faculty Feedback Report

Note: The following report is confidential. Share it with authorized personnel only.

Faculty Name :	Deepali Mahesh Gohil
Department Name :	Computer Engineering
Course Name (Course Code) :	Data Science and Big Data Analytics Laboratory( 310256 TE2019 )
Overall Percentage Score	91.2
Students Submitted	7

### Objective Questions

Question	Weightage	Option1 [Student's Opted] (Score)	Option2 [Student's Opted] (Score)	Option3 [Student's Opted] (Score)	Option4 [Student's Opted] (Score)	Option5 [Student's Opted] (Score)	%	Mean	Median	S.D.	Variance
Punctuality and Regularity	10.0	Never [0] (1.0)	Rarely [0] (2.0)	Sometimes [0] (3.0)	Often [3] (4.0)	Always [4] (5.0)	91.43	4.57	5.0	0.92	0.84
Subject Knowledge	12.0	Never [0] (1.0)	Rarely [0] (2.0)	Sometimes [0] (3.0)	Often [3] (4.0)	Always [4] (5.0)	91.43	4.57	5.0	0.92	0.84

Enthusiasm in Teaching	10.0	Never [0] (1.0)	Rarely [0] (2.0)	Sometimes [0] (3.0)	Often [3] (4.0)	Always [4] (5.0)	91.43	4.57	5.0	0.92	0.84
Feedback on Understanding of Students	12.0	Never [0] (1.0)	Rarely [0] (2.0)	Sometimes [0] (3.0)	Often [3] (4.0)	Always [4] (5.0)	91.43	4.57	5.0	0.92	0.84
Overall Control on class	12.0	Never [0] (1.0)	Rarely [0] (2.0)	Sometimes [0] (3.0)	Often [2] (4.0)	Always [5] (5.0)	94.29	4.71	5.0	0.76	0.58
Motivation to learn the subjects	10.0	Never [0] (1.0)	Rarely [0] (2.0)	Sometimes [0] (3.0)	Often [4] (4.0)	Always [3] (5.0)	88.57	4.43	4.0	0.92	0.84
Efforts to improve academic performance of students	12.0	Never [0] (1.0)	Rarely [0] (2.0)	Sometimes [0] (3.0)	Often [4] (4.0)	Always [3] (5.0)	88.57	4.43	4.0	0.92	0.84
Communication Skills	12.0	Never [0] (1.0)	Rarely [0] (2.0)	Sometimes [0] (3.0)	Often [2] (4.0)	Always [5] (5.0)	94.29	4.71	5.0	0.76	0.58
Availability outside the classroom.	10.0	Never [0] (1.0)	Rarely [0] (2.0)	Sometimes [1] (3.0)	Often [2] (4.0)	Always [4] (5.0)	88.57	4.43	5.0	1.07	1.14

# Dr. D. Y. Patil Pratishthan's D.Y. Patil College of Engineering

## Faculty Feedback Report

Note: The following report is confidential. Share it with authorized personnel only.

Faculty Name :	Dhamale Swati Krishnakumar
Department Name :	Mechanical Engineering
Course Name (Course Code) :	Design of Transmission Systems PR( 302051PR TE2019 )
Overall Percentage Score	89.79
Students Submitted	126

### Objective Questions

Question	Weightage	Option1 [Student's Opted] (Score)	Option2 [Student's Opted] (Score)	Option3 [Student's Opted] (Score)	Option4 [Student's Opted] (Score)	Option5 [Student's Opted] (Score)	%	Mean	Median	S.D.	Variance
Punctuality and Regularity	10.0	Never [3] (1.0)	Rarely [3] (2.0)	Sometimes [14] (3.0)	Often [14] (4.0)	Always [92] (5.0)	90.0	4.5	5.0	4.69	22.0
Subject Knowledge	12.0	Never [4] (1.0)	Rarely [4] (2.0)	Sometimes [12] (3.0)	Often [19] (4.0)	Always [87] (5.0)	88.73	4.44	5.0	4.92	24.23

Enthusiasm in Teaching	10.0	Never [2] (1.0)	Rarely [3] (2.0)	Sometimes [15] (3.0)	Often [14] (4.0)	Always [92] (5.0)	90.32	4.52	5.0	4.59	21.11
Feedback on Understanding of Students	12.0	Never [2] (1.0)	Rarely [3] (2.0)	Sometimes [14] (3.0)	Often [20] (4.0)	Always [87] (5.0)	89.68	4.48	5.0	4.58	20.98
Overall Control on class	12.0	Never [3] (1.0)	Rarely [3] (2.0)	Sometimes [10] (3.0)	Often [22] (4.0)	Always [88] (5.0)	90.0	4.5	5.0	4.41	19.43
Motivation to learn the subjects	10.0	Never [3] (1.0)	Rarely [2] (2.0)	Sometimes [8] (3.0)	Often [22] (4.0)	Always [91] (5.0)	91.11	4.56	5.0	4.06	16.51
Efforts to improve academic performance of students	12.0	Never [3] (1.0)	Rarely [4] (2.0)	Sometimes [13] (3.0)	Often [20] (4.0)	Always [86] (5.0)	88.89	4.44	5.0	4.81	23.15
Communication Skills	12.0	Never [2] (1.0)	Rarely [3] (2.0)	Sometimes [14] (3.0)	Often [18] (4.0)	Always [89] (5.0)	90.0	4.5	5.0	4.55	20.69
Availability outside the classroom.	10.0	Never [3] (1.0)	Rarely [5] (2.0)	Sometimes [10] (3.0)	Often [18] (4.0)	Always [90] (5.0)	89.68	4.48	5.0	4.64	21.55

# Dr. D. Y. Patil Pratishthan's D.Y. Patil College of Engineering

## Faculty Feedback Report

Note: The following report is confidential. Share it with authorized personnel only.

Faculty Name :	Vaishali Laxmikant Kolhe
Department Name :	Computer Engineering
Course Name (Course Code) :	Data Structures and Algorithms Lab SE Comp 2019( 210256 SE 2019 )
Overall Percentage Score	82.0
Students Submitted	1

### Objective Questions

Question	Weightage	Option1 [Student's Opted] (Score)	Option2 [Student's Opted] (Score)	Option3 [Student's Opted] (Score)	Option4 [Student's Opted] (Score)	Option5 [Student's Opted] (Score)	%	Mean	Median	S.D.	Variance
Punctuality and Regularity	10.0	Never [0] (1.0)	Rarely [0] (2.0)	Sometimes [0] (3.0)	Often [1] (4.0)	Always [0] (5.0)	80.0	4.0	4.0	0.0	0.0
Subject Knowledge	12.0	Never [0] (1.0)	Rarely [0] (2.0)	Sometimes [0] (3.0)	Often [1] (4.0)	Always [0] (5.0)	80.0	4.0	4.0	0.0	0.0

Enthusiasm in Teaching	10.0	Never [0] (1.0)	Rarely [0] (2.0)	Sometimes [0] (3.0)	Often [1] (4.0)	Always [0] (5.0)	80.0	4.0	4.0	0.0	0.0
Feedback on Understanding of Students	12.0	Never [0] (1.0)	Rarely [0] (2.0)	Sometimes [0] (3.0)	Often [1] (4.0)	Always [0] (5.0)	80.0	4.0	4.0	0.0	0.0
Overall Control on class	12.0	Never [0] (1.0)	Rarely [0] (2.0)	Sometimes [0] (3.0)	Often [1] (4.0)	Always [0] (5.0)	80.0	4.0	4.0	0.0	0.0
Motivation to learn the subjects	10.0	Never [0] (1.0)	Rarely [0] (2.0)	Sometimes [0] (3.0)	Often [1] (4.0)	Always [0] (5.0)	80.0	4.0	4.0	0.0	0.0
Efforts to improve academic performance of students	12.0	Never [0] (1.0)	Rarely [0] (2.0)	Sometimes [0] (3.0)	Often [1] (4.0)	Always [0] (5.0)	80.0	4.0	4.0	0.0	0.0
Communication Skills	12.0	Never [0] (1.0)	Rarely [0] (2.0)	Sometimes [0] (3.0)	Often [1] (4.0)	Always [0] (5.0)	80.0	4.0	4.0	0.0	0.0
Availability outside the classroom.	10.0	Never [0] (1.0)	Rarely [0] (2.0)	Sometimes [0] (3.0)	Often [0] (4.0)	Always [1] (5.0)	100.0	5.0	5.0	0.0	0.0

# Dr. D. Y. Patil Pratishthan's D.Y. Patil College of Engineering

## Faculty Feedback Report

Note: The following report is confidential. Share it with authorized personnel only.

Faculty Name :	Vaishali Laxmikant Kolhe
Department Name :	Computer Engineering
Course Name (Course Code) :	Principles of Programming Languages SE Comp 2019( 210255 SE 2019 )
Overall Percentage Score	88.5
Students Submitted	4

### Objective Questions

Question	Weightage	Option1 [Student's Opted] (Score)	Option2 [Student's Opted] (Score)	Option3 [Student's Opted] (Score)	Option4 [Student's Opted] (Score)	Option5 [Student's Opted] (Score)	%	Mean	Median	S.D.	Variance
Punctuality and Regularity	10.0	Never [0] (1.0)	Rarely [0] (2.0)	Sometimes [0] (3.0)	Often [1] (4.0)	Always [3] (5.0)	95.0	4.75	5.0	0.53	0.28
Subject Knowledge	12.0	Never [0] (1.0)	Rarely [0] (2.0)	Sometimes [0] (3.0)	Often [1] (4.0)	Always [3] (5.0)	95.0	4.75	5.0	0.53	0.28



Enthusiasm in Teaching	10.0	Never [0] (1.0)	Rarely [0] (2.0)	Sometimes [1] (3.0)	Often [3] (4.0)	Always [0] (5.0)	75.0	3.75	4.0	0.53	0.28
Feedback on Understanding of Students	12.0	Never [0] (1.0)	Rarely [0] (2.0)	Sometimes [0] (3.0)	Often [3] (4.0)	Always [1] (5.0)	85.0	4.25	4.0	0.53	0.28
Overall Control on class	12.0	Never [0] (1.0)	Rarely [0] (2.0)	Sometimes [0] (3.0)	Often [2] (4.0)	Always [2] (5.0)	90.0	4.5	4.5	0.71	0.5
Motivation to learn the subjects	10.0	Never [0] (1.0)	Rarely [0] (2.0)	Sometimes [1] (3.0)	Often [0] (4.0)	Always [3] (5.0)	90.0	4.5	5.0	1.06	1.12
Efforts to improve academic performance of students	12.0	Never [0] (1.0)	Rarely [0] (2.0)	Sometimes [1] (3.0)	Often [0] (4.0)	Always [3] (5.0)	90.0	4.5	5.0	1.06	1.12
Communication Skills	12.0	Never [0] (1.0)	Rarely [0] (2.0)	Sometimes [1] (3.0)	Often [0] (4.0)	Always [3] (5.0)	90.0	4.5	5.0	1.06	1.12
Availability outside the classroom.	10.0	Never [0] (1.0)	Rarely [0] (2.0)	Sometimes [1] (3.0)	Often [1] (4.0)	Always [2] (5.0)	85.0	4.25	4.5	0.98	0.97

# Dr. D. Y. Patil Pratishthan's D.Y. Patil College of Engineering

## Faculty Feedback Report

Note: The following report is confidential. Share it with authorized personnel only.

Faculty Name :	Vishakha Arun Metre
Department Name :	Computer Engineering
Course Name (Course Code) :	Software Engineering SE Comp 2019( 210253 SE 2019 )
Overall Percentage Score	100.0
Students Submitted	3

### Objective Questions

Question	Weightage	Option1 [Student's Opted] (Score)	Option2 [Student's Opted] (Score)	Option3 [Student's Opted] (Score)	Option4 [Student's Opted] (Score)	Option5 [Student's Opted] (Score)	%	Mean	Median	S.D.	Variance
Punctuality and Regularity	10.0	Never [0] (1.0)	Rarely [0] (2.0)	Sometimes [0] (3.0)	Often [0] (4.0)	Always [3] (5.0)	100.0	5.0	5.0	0.0	0.0
Subject Knowledge	12.0	Never [0] (1.0)	Rarely [0] (2.0)	Sometimes [0] (3.0)	Often [0] (4.0)	Always [3] (5.0)	100.0	5.0	5.0	0.0	0.0

Enthusiasm in Teaching	10.0	Never [0] (1.0)	Rarely [0] (2.0)	Sometimes [0] (3.0)	Often [0] (4.0)	Always [3] (5.0)	100.0	5.0	5.0	0.0	0.0
Feedback on Understanding of Students	12.0	Never [0] (1.0)	Rarely [0] (2.0)	Sometimes [0] (3.0)	Often [0] (4.0)	Always [3] (5.0)	100.0	5.0	5.0	0.0	0.0
Overall Control on class	12.0	Never [0] (1.0)	Rarely [0] (2.0)	Sometimes [0] (3.0)	Often [0] (4.0)	Always [3] (5.0)	100.0	5.0	5.0	0.0	0.0
Motivation to learn the subjects	10.0	Never [0] (1.0)	Rarely [0] (2.0)	Sometimes [0] (3.0)	Often [0] (4.0)	Always [3] (5.0)	100.0	5.0	5.0	0.0	0.0
Efforts to improve academic performance of students	12.0	Never [0] (1.0)	Rarely [0] (2.0)	Sometimes [0] (3.0)	Often [0] (4.0)	Always [3] (5.0)	100.0	5.0	5.0	0.0	0.0
Communication Skills	12.0	Never [0] (1.0)	Rarely [0] (2.0)	Sometimes [0] (3.0)	Often [0] (4.0)	Always [3] (5.0)	100.0	5.0	5.0	0.0	0.0
Availability outside the classroom.	10.0	Never [0] (1.0)	Rarely [0] (2.0)	Sometimes [0] (3.0)	Often [0] (4.0)	Always [3] (5.0)	100.0	5.0	5.0	0.0	0.0

# Dr. D. Y. Patil Pratishthan's D.Y. Patil College of Engineering

## Faculty Feedback Report

Note: The following report is confidential. Share it with authorized personnel only.

Faculty Name :	Reshma Ashruba Jadhav
Department Name :	Computer Engineering
Course Name (Course Code) :	Data Structures and Algorithms SE Comp 2019( 210252 SE 2019 )
Overall Percentage Score	85.33
Students Submitted	3

### Objective Questions

Question	Weightage	Option1 [Student's Opted] (Score)	Option2 [Student's Opted] (Score)	Option3 [Student's Opted] (Score)	Option4 [Student's Opted] (Score)	Option5 [Student's Opted] (Score)	%	Mean	Median	S.D.	Variance
Punctuality and Regularity	10.0	Never [0] (1.0)	Rarely [0] (2.0)	Sometimes [1] (3.0)	Often [0] (4.0)	Always [2] (5.0)	86.67	4.33	5.0	1.09	1.19
Subject Knowledge	12.0	Never [0] (1.0)	Rarely [0] (2.0)	Sometimes [1] (3.0)	Often [0] (4.0)	Always [2] (5.0)	86.67	4.33	5.0	1.09	1.19

Enthusiasm in Teaching	10.0	Never [0] (1.0)	Rarely [0] (2.0)	Sometimes [1] (3.0)	Often [1] (4.0)	Always [1] (5.0)	80.0	4.0	4.0	0.82	0.67
Feedback on Understanding of Students	12.0	Never [0] (1.0)	Rarely [0] (2.0)	Sometimes [0] (3.0)	Often [1] (4.0)	Always [2] (5.0)	93.33	4.67	5.0	0.54	0.3
Overall Control on class	12.0	Never [0] (1.0)	Rarely [0] (2.0)	Sometimes [1] (3.0)	Often [1] (4.0)	Always [1] (5.0)	80.0	4.0	4.0	0.82	0.67
Motivation to learn the subjects	10.0	Never [0] (1.0)	Rarely [0] (2.0)	Sometimes [1] (3.0)	Often [1] (4.0)	Always [1] (5.0)	80.0	4.0	4.0	0.82	0.67
Efforts to improve academic performance of students	12.0	Never [0] (1.0)	Rarely [0] (2.0)	Sometimes [1] (3.0)	Often [0] (4.0)	Always [2] (5.0)	86.67	4.33	5.0	1.09	1.19
Communication Skills	12.0	Never [0] (1.0)	Rarely [0] (2.0)	Sometimes [1] (3.0)	Often [0] (4.0)	Always [2] (5.0)	86.67	4.33	5.0	1.09	1.19
Availability outside the classroom.	10.0	Never [0] (1.0)	Rarely [0] (2.0)	Sometimes [1] (3.0)	Often [0] (4.0)	Always [2] (5.0)	86.67	4.33	5.0	1.09	1.19

# Dr. D. Y. Patil Pratishthan's D.Y. Patil College of Engineering

## Faculty Feedback Report

Note: The following report is confidential. Share it with authorized personnel only.

Faculty Name :	Mukta Narendra Patil
Department Name :	Computer Engineering
Course Name (Course Code) :	Microprocessor SE Comp 2019( 210254 SE 2019 )
Overall Percentage Score	95.07
Students Submitted	3

### Objective Questions

Question	Weightage	Option1 [Student's Opted] (Score)	Option2 [Student's Opted] (Score)	Option3 [Student's Opted] (Score)	Option4 [Student's Opted] (Score)	Option5 [Student's Opted] (Score)	%	Mean	Median	S.D.	Variance
Punctuality and Regularity	10.0	Never [0] (1.0)	Rarely [0] (2.0)	Sometimes [0] (3.0)	Often [1] (4.0)	Always [2] (5.0)	93.33	4.67	5.0	0.54	0.3
Subject Knowledge	12.0	Never [0] (1.0)	Rarely [0] (2.0)	Sometimes [0] (3.0)	Often [0] (4.0)	Always [3] (5.0)	100.0	5.0	5.0	0.0	0.0

Enthusiasm in Teaching	10.0	Never [0] (1.0)	Rarely [0] (2.0)	Sometimes [0] (3.0)	Often [2] (4.0)	Always [1] (5.0)	86.67	4.33	4.0	0.54	0.3
Feedback on Understanding of Students	12.0	Never [0] (1.0)	Rarely [0] (2.0)	Sometimes [0] (3.0)	Often [2] (4.0)	Always [1] (5.0)	86.67	4.33	4.0	0.54	0.3
Overall Control on class	12.0	Never [0] (1.0)	Rarely [0] (2.0)	Sometimes [0] (3.0)	Often [0] (4.0)	Always [3] (5.0)	100.0	5.0	5.0	0.0	0.0
Motivation to learn the subjects	10.0	Never [0] (1.0)	Rarely [0] (2.0)	Sometimes [0] (3.0)	Often [1] (4.0)	Always [2] (5.0)	93.33	4.67	5.0	0.54	0.3
Efforts to improve academic performance of students	12.0	Never [0] (1.0)	Rarely [0] (2.0)	Sometimes [0] (3.0)	Often [0] (4.0)	Always [3] (5.0)	100.0	5.0	5.0	0.0	0.0
Communication Skills	12.0	Never [0] (1.0)	Rarely [0] (2.0)	Sometimes [0] (3.0)	Often [0] (4.0)	Always [3] (5.0)	100.0	5.0	5.0	0.0	0.0
Availability outside the classroom.	10.0	Never [0] (1.0)	Rarely [0] (2.0)	Sometimes [0] (3.0)	Often [1] (4.0)	Always [2] (5.0)	93.33	4.67	5.0	0.54	0.3

# Dr. D. Y. Patil Pratishthan's D.Y. Patil College of Engineering

## Faculty Feedback Report

Note: The following report is confidential. Share it with authorized personnel only.

Faculty Name :	Priyanka Avinash Parkhe
Department Name :	Robotics and Automation
Course Name (Course Code) :	Computer Graphics for Robotics Lab( 211516 SE RA 2019 )
Overall Percentage Score	91.13
Students Submitted	24

### Objective Questions

Question	Weightage	Option1 [Student's Opted] (Score)	Option2 [Student's Opted] (Score)	Option3 [Student's Opted] (Score)	Option4 [Student's Opted] (Score)	Option5 [Student's Opted] (Score)	%	Mean	Median	S.D.	Variance
Punctuality and Regularity	10.0	Never [0] (1.0)	Rarely [0] (2.0)	Sometimes [2] (3.0)	Often [5] (4.0)	Always [17] (5.0)	92.5	4.62	5.0	1.59	2.54
Subject Knowledge	12.0	Never [0] (1.0)	Rarely [0] (2.0)	Sometimes [2] (3.0)	Often [4] (4.0)	Always [18] (5.0)	93.33	4.67	5.0	1.5	2.26



Enthusiasm in Teaching	10.0	Never [0] (1.0)	Rarely [0] (2.0)	Sometimes [4] (3.0)	Often [4] (4.0)	Always [16] (5.0)	90.0	4.5	5.0	2.08	4.33
Feedback on Understanding of Students	12.0	Never [0] (1.0)	Rarely [0] (2.0)	Sometimes [3] (3.0)	Often [4] (4.0)	Always [17] (5.0)	91.67	4.58	5.0	1.8	3.26
Overall Control on class	12.0	Never [0] (1.0)	Rarely [0] (2.0)	Sometimes [4] (3.0)	Often [6] (4.0)	Always [14] (5.0)	88.33	4.42	5.0	2.09	4.38
Motivation to learn the subjects	10.0	Never [0] (1.0)	Rarely [0] (2.0)	Sometimes [4] (3.0)	Often [5] (4.0)	Always [15] (5.0)	89.17	4.46	5.0	2.09	4.39
Efforts to improve academic performance of students	12.0	Never [0] (1.0)	Rarely [0] (2.0)	Sometimes [2] (3.0)	Often [6] (4.0)	Always [16] (5.0)	91.67	4.58	5.0	1.67	2.78
Communication Skills	12.0	Never [0] (1.0)	Rarely [0] (2.0)	Sometimes [2] (3.0)	Often [6] (4.0)	Always [16] (5.0)	91.67	4.58	5.0	1.67	2.78
Availability outside the classroom.	10.0	Never [0] (1.0)	Rarely [0] (2.0)	Sometimes [2] (3.0)	Often [6] (4.0)	Always [16] (5.0)	91.67	4.58	5.0	1.67	2.78

# Dr. D. Y. Patil Pratishthan's D.Y. Patil College of Engineering

## Faculty Feedback Report

Note: The following report is confidential. Share it with authorized personnel only.

Faculty Name :	Priyanka Avinash Parkhe
Department Name :	Robotics and Automation
Course Name (Course Code) :	Project Based Learning( 211099 SE RA 2019 )
Overall Percentage Score	93.69
Students Submitted	23

### Objective Questions

Question	Weightage	Option1 [Student's Opted] (Score)	Option2 [Student's Opted] (Score)	Option3 [Student's Opted] (Score)	Option4 [Student's Opted] (Score)	Option5 [Student's Opted] (Score)	%	Mean	Median	S.D.	Variance
Punctuality and Regularity	10.0	Never [0] (1.0)	Rarely [0] (2.0)	Sometimes [2] (3.0)	Often [3] (4.0)	Always [18] (5.0)	93.91	4.7	5.0	1.41	1.99
Subject Knowledge	12.0	Never [0] (1.0)	Rarely [0] (2.0)	Sometimes [3] (3.0)	Often [0] (4.0)	Always [20] (5.0)	94.78	4.74	5.0	1.54	2.37

Enthusiasm in Teaching	10.0	Never [0] (1.0)	Rarely [0] (2.0)	Sometimes [3] (3.0)	Often [3] (4.0)	Always [17] (5.0)	92.17	4.61	5.0	1.76	3.08
Feedback on Understanding of Students	12.0	Never [0] (1.0)	Rarely [0] (2.0)	Sometimes [2] (3.0)	Often [2] (4.0)	Always [19] (5.0)	94.78	4.74	5.0	1.3	1.69
Overall Control on class	12.0	Never [0] (1.0)	Rarely [0] (2.0)	Sometimes [3] (3.0)	Often [0] (4.0)	Always [20] (5.0)	94.78	4.74	5.0	1.54	2.37
Motivation to learn the subjects	10.0	Never [0] (1.0)	Rarely [0] (2.0)	Sometimes [2] (3.0)	Often [4] (4.0)	Always [17] (5.0)	93.04	4.65	5.0	1.51	2.29
Efforts to improve academic performance of students	12.0	Never [0] (1.0)	Rarely [0] (2.0)	Sometimes [3] (3.0)	Often [2] (4.0)	Always [18] (5.0)	93.04	4.65	5.0	1.69	2.85
Communication Skills	12.0	Never [0] (1.0)	Rarely [0] (2.0)	Sometimes [2] (3.0)	Often [3] (4.0)	Always [18] (5.0)	93.91	4.7	5.0	1.41	1.99
Availability outside the classroom.	10.0	Never [0] (1.0)	Rarely [1] (2.0)	Sometimes [2] (3.0)	Often [2] (4.0)	Always [18] (5.0)	92.17	4.61	5.0	1.72	2.97

# Dr. D. Y. Patil Pratishthan's D.Y. Patil College of Engineering

## Faculty Feedback Report

Note: The following report is confidential. Share it with authorized personnel only.

Faculty Name :	Rajeshwari Jaykumar Kodulkar
Department Name :	Information Technology
Course Name (Course Code) :	Computer Graphics( 214453 )
Overall Percentage Score	84.13
Students Submitted	51

### Objective Questions

Question	Weightage	Option1 [Student's Opted] (Score)	Option2 [Student's Opted] (Score)	Option3 [Student's Opted] (Score)	Option4 [Student's Opted] (Score)	Option5 [Student's Opted] (Score)	%	Mean	Median	S.D.	Variance
Punctuality and Regularity	10.0	Never [1] (1.0)	Rarely [3] (2.0)	Sometimes [2] (3.0)	Often [15] (4.0)	Always [30] (5.0)	87.45	4.37	5.0	2.99	8.92
Subject Knowledge	12.0	Never [3] (1.0)	Rarely [0] (2.0)	Sometimes [9] (3.0)	Often [13] (4.0)	Always [26] (5.0)	83.14	4.16	5.0	3.66	13.39

Enthusiasm in Teaching	10.0	Never [3] (1.0)	Rarely [3] (2.0)	Sometimes [4] (3.0)	Often [14] (4.0)	Always [27] (5.0)	83.14	4.16	5.0	3.64	13.26
Feedback on Understanding of Students	12.0	Never [3] (1.0)	Rarely [1] (2.0)	Sometimes [7] (3.0)	Often [13] (4.0)	Always [27] (5.0)	83.53	4.18	5.0	3.61	13.0
Overall Control on class	12.0	Never [2] (1.0)	Rarely [1] (2.0)	Sometimes [6] (3.0)	Often [15] (4.0)	Always [27] (5.0)	85.1	4.25	5.0	3.2	10.26
Motivation to learn the subjects	10.0	Never [2] (1.0)	Rarely [4] (2.0)	Sometimes [6] (3.0)	Often [12] (4.0)	Always [27] (5.0)	82.75	4.14	5.0	3.72	13.81
Efforts to improve academic performance of students	12.0	Never [2] (1.0)	Rarely [4] (2.0)	Sometimes [4] (3.0)	Often [16] (4.0)	Always [25] (5.0)	82.75	4.14	4.0	3.44	11.83
Communication Skills	12.0	Never [2] (1.0)	Rarely [3] (2.0)	Sometimes [5] (3.0)	Often [14] (4.0)	Always [27] (5.0)	83.92	4.2	5.0	3.43	11.74
Availability outside the classroom.	10.0	Never [1] (1.0)	Rarely [3] (2.0)	Sometimes [4] (3.0)	Often [15] (4.0)	Always [28] (5.0)	85.88	4.29	5.0	3.12	9.71

# Dr. D. Y. Patil Pratishthan's D.Y. Patil College of Engineering

## Faculty Feedback Report

Note: The following report is confidential. Share it with authorized personnel only.

Faculty Name :	Shraddha Arun Bugade
Department Name :	Robotics and Automation
Course Name (Course Code) :	Robot Operating System( 211517 SE RA 2019 )
Overall Percentage Score	88.77
Students Submitted	24

### Objective Questions

Question	Weightage	Option1 [Student's Opted] (Score)	Option2 [Student's Opted] (Score)	Option3 [Student's Opted] (Score)	Option4 [Student's Opted] (Score)	Option5 [Student's Opted] (Score)	%	Mean	Median	S.D.	Variance
Punctuality and Regularity	10.0	Never [0] (1.0)	Rarely [0] (2.0)	Sometimes [4] (3.0)	Often [3] (4.0)	Always [17] (5.0)	90.83	4.54	5.0	2.06	4.22
Subject Knowledge	12.0	Never [0] (1.0)	Rarely [0] (2.0)	Sometimes [5] (3.0)	Often [5] (4.0)	Always [14] (5.0)	87.5	4.38	5.0	2.3	5.31

Enthusiasm in Teaching	10.0	Never [0] (1.0)	Rarely [0] (2.0)	Sometimes [4] (3.0)	Often [6] (4.0)	Always [14] (5.0)	88.33	4.42	5.0	2.09	4.38
Feedback on Understanding of Students	12.0	Never [0] (1.0)	Rarely [0] (2.0)	Sometimes [5] (3.0)	Often [3] (4.0)	Always [16] (5.0)	89.17	4.46	5.0	2.33	5.42
Overall Control on class	12.0	Never [0] (1.0)	Rarely [1] (2.0)	Sometimes [4] (3.0)	Often [3] (4.0)	Always [16] (5.0)	88.33	4.42	5.0	2.3	5.28
Motivation to learn the subjects	10.0	Never [0] (1.0)	Rarely [0] (2.0)	Sometimes [6] (3.0)	Often [3] (4.0)	Always [15] (5.0)	87.5	4.38	5.0	2.56	6.55
Efforts to improve academic performance of students	12.0	Never [0] (1.0)	Rarely [0] (2.0)	Sometimes [4] (3.0)	Often [3] (4.0)	Always [17] (5.0)	90.83	4.54	5.0	2.06	4.22
Communication Skills	12.0	Never [0] (1.0)	Rarely [0] (2.0)	Sometimes [7] (3.0)	Often [2] (4.0)	Always [15] (5.0)	86.67	4.33	5.0	2.8	7.81
Availability outside the classroom.	10.0	Never [0] (1.0)	Rarely [0] (2.0)	Sometimes [5] (3.0)	Often [2] (4.0)	Always [17] (5.0)	90.0	4.5	5.0	2.32	5.4

# Dr. D. Y. Patil Pratishthan's D.Y. Patil College of Engineering

## Faculty Feedback Report

Note: The following report is confidential. Share it with authorized personnel only.

Faculty Name :	Shrikant Bhargav Thorat
Department Name :	Robotics and Automation
Course Name (Course Code) :	Project Based Learning( 211099 SE RA 2019 )
Overall Percentage Score	93.01
Students Submitted	23

### Objective Questions

Question	Weightage	Option1 [Student's Opted] (Score)	Option2 [Student's Opted] (Score)	Option3 [Student's Opted] (Score)	Option4 [Student's Opted] (Score)	Option5 [Student's Opted] (Score)	%	Mean	Median	S.D.	Variance
Punctuality and Regularity	10.0	Never [0] (1.0)	Rarely [0] (2.0)	Sometimes [2] (3.0)	Often [2] (4.0)	Always [19] (5.0)	94.78	4.74	5.0	1.3	1.69
Subject Knowledge	12.0	Never [0] (1.0)	Rarely [0] (2.0)	Sometimes [2] (3.0)	Often [4] (4.0)	Always [17] (5.0)	93.04	4.65	5.0	1.51	2.29



Enthusiasm in Teaching	10.0	Never [0] (1.0)	Rarely [0] (2.0)	Sometimes [2] (3.0)	Often [3] (4.0)	Always [18] (5.0)	93.91	4.7	5.0	1.41	1.99
Feedback on Understanding of Students	12.0	Never [0] (1.0)	Rarely [0] (2.0)	Sometimes [2] (3.0)	Often [4] (4.0)	Always [17] (5.0)	93.04	4.65	5.0	1.51	2.29
Overall Control on class	12.0	Never [0] (1.0)	Rarely [0] (2.0)	Sometimes [3] (3.0)	Often [3] (4.0)	Always [17] (5.0)	92.17	4.61	5.0	1.76	3.08
Motivation to learn the subjects	10.0	Never [0] (1.0)	Rarely [0] (2.0)	Sometimes [2] (3.0)	Often [5] (4.0)	Always [16] (5.0)	92.17	4.61	5.0	1.6	2.56
Efforts to improve academic performance of students	12.0	Never [0] (1.0)	Rarely [0] (2.0)	Sometimes [2] (3.0)	Often [3] (4.0)	Always [18] (5.0)	93.91	4.7	5.0	1.41	1.99
Communication Skills	12.0	Never [0] (1.0)	Rarely [0] (2.0)	Sometimes [3] (3.0)	Often [4] (4.0)	Always [16] (5.0)	91.3	4.57	5.0	1.81	3.28
Availability outside the classroom.	10.0	Never [0] (1.0)	Rarely [0] (2.0)	Sometimes [3] (3.0)	Often [2] (4.0)	Always [18] (5.0)	93.04	4.65	5.0	1.69	2.85

# Dr. D. Y. Patil Pratishthan's D.Y. Patil College of Engineering

## Faculty Feedback Report

Note: The following report is confidential. Share it with authorized personnel only.

Faculty Name :	Tanya Shruti
Department Name :	Information Technology
Course Name (Course Code) :	Intellectual Property Rights AC( 214459D )
Overall Percentage Score	92.38
Students Submitted	108

### Objective Questions

Question	Weightage	Option1 [Student's Opted] (Score)	Option2 [Student's Opted] (Score)	Option3 [Student's Opted] (Score)	Option4 [Student's Opted] (Score)	Option5 [Student's Opted] (Score)	%	Mean	Median	S.D.	Variance
Punctuality and Regularity	10.0	Never [1] (1.0)	Rarely [0] (2.0)	Sometimes [9] (3.0)	Often [19] (4.0)	Always [79] (5.0)	92.41	4.62	5.0	3.42	11.71
Subject Knowledge	12.0	Never [1] (1.0)	Rarely [1] (2.0)	Sometimes [8] (3.0)	Often [21] (4.0)	Always [77] (5.0)	91.85	4.59	5.0	3.5	12.23

Enthusiasm in Teaching	10.0	Never [0] (1.0)	Rarely [1] (2.0)	Sometimes [8] (3.0)	Often [23] (4.0)	Always [76] (5.0)	92.22	4.61	5.0	3.39	11.52
Feedback on Understanding of Students	12.0	Never [0] (1.0)	Rarely [1] (2.0)	Sometimes [7] (3.0)	Often [20] (4.0)	Always [80] (5.0)	93.15	4.66	5.0	3.14	9.87
Overall Control on class	12.0	Never [0] (1.0)	Rarely [3] (2.0)	Sometimes [7] (3.0)	Often [21] (4.0)	Always [77] (5.0)	91.85	4.59	5.0	3.5	12.26
Motivation to learn the subjects	10.0	Never [1] (1.0)	Rarely [0] (2.0)	Sometimes [10] (3.0)	Often [21] (4.0)	Always [76] (5.0)	91.67	4.58	5.0	3.62	13.11
Efforts to improve academic performance of students	12.0	Never [1] (1.0)	Rarely [0] (2.0)	Sometimes [8] (3.0)	Often [22] (4.0)	Always [77] (5.0)	92.22	4.61	5.0	3.41	11.64
Communication Skills	12.0	Never [0] (1.0)	Rarely [0] (2.0)	Sometimes [10] (3.0)	Often [15] (4.0)	Always [83] (5.0)	93.52	4.68	5.0	3.2	10.25
Availability outside the classroom.	10.0	Never [1] (1.0)	Rarely [2] (2.0)	Sometimes [9] (3.0)	Often [13] (4.0)	Always [83] (5.0)	92.41	4.62	5.0	3.48	12.14

# Dr. D. Y. Patil Pratishthan's D.Y. Patil College of Engineering

## Faculty Feedback Report

Note: The following report is confidential. Share it with authorized personnel only.

Faculty Name :	Tanya Shruti
Department Name :	Information Technology
Course Name (Course Code) :	Programming Skill Development Lab( 214455 )
Overall Percentage Score	90.96
Students Submitted	28

### Objective Questions

Question	Weightage	Option1 [Student's Opted] (Score)	Option2 [Student's Opted] (Score)	Option3 [Student's Opted] (Score)	Option4 [Student's Opted] (Score)	Option5 [Student's Opted] (Score)	%	Mean	Median	S.D.	Variance
Punctuality and Regularity	10.0	Never [0] (1.0)	Rarely [0] (2.0)	Sometimes [1] (3.0)	Often [9] (4.0)	Always [18] (5.0)	92.14	4.61	5.0	1.72	2.94
Subject Knowledge	12.0	Never [0] (1.0)	Rarely [0] (2.0)	Sometimes [2] (3.0)	Often [8] (4.0)	Always [18] (5.0)	91.43	4.57	5.0	1.8	3.22

Enthusiasm in Teaching	10.0	Never [0] (1.0)	Rarely [1] (2.0)	Sometimes [0] (3.0)	Often [9] (4.0)	Always [18] (5.0)	91.43	4.57	5.0	1.82	3.31
Feedback on Understanding of Students	12.0	Never [0] (1.0)	Rarely [1] (2.0)	Sometimes [1] (3.0)	Often [9] (4.0)	Always [17] (5.0)	90.0	4.5	5.0	1.9	3.61
Overall Control on class	12.0	Never [0] (1.0)	Rarely [0] (2.0)	Sometimes [1] (3.0)	Often [8] (4.0)	Always [19] (5.0)	92.86	4.64	5.0	1.64	2.69
Motivation to learn the subjects	10.0	Never [0] (1.0)	Rarely [1] (2.0)	Sometimes [2] (3.0)	Often [7] (4.0)	Always [18] (5.0)	90.0	4.5	5.0	1.97	3.88
Efforts to improve academic performance of students	12.0	Never [0] (1.0)	Rarely [1] (2.0)	Sometimes [2] (3.0)	Often [8] (4.0)	Always [17] (5.0)	89.29	4.46	5.0	1.99	3.98
Communication Skills	12.0	Never [0] (1.0)	Rarely [0] (2.0)	Sometimes [2] (3.0)	Often [8] (4.0)	Always [18] (5.0)	91.43	4.57	5.0	1.8	3.22
Availability outside the classroom.	10.0	Never [0] (1.0)	Rarely [1] (2.0)	Sometimes [2] (3.0)	Often [7] (4.0)	Always [18] (5.0)	90.0	4.5	5.0	1.97	3.88

# Dr. D. Y. Patil Pratishthan's D.Y. Patil College of Engineering

## Faculty Feedback Report

Note: The following report is confidential. Share it with authorized personnel only.

Faculty Name :	Trupti Swapnil Firake
Department Name :	Information Technology
Course Name (Course Code) :	Computer Graphics Lab( 214457 )
Overall Percentage Score	90.28
Students Submitted	90

### Objective Questions

Question	Weightage	Option1 [Student's Opted] (Score)	Option2 [Student's Opted] (Score)	Option3 [Student's Opted] (Score)	Option4 [Student's Opted] (Score)	Option5 [Student's Opted] (Score)	%	Mean	Median	S.D.	Variance
Punctuality and Regularity	10.0	Never [0] (1.0)	Rarely [4] (2.0)	Sometimes [7] (3.0)	Often [15] (4.0)	Always [64] (5.0)	90.89	4.54	5.0	3.55	12.64
Subject Knowledge	12.0	Never [0] (1.0)	Rarely [4] (2.0)	Sometimes [10] (3.0)	Often [20] (4.0)	Always [56] (5.0)	88.44	4.42	5.0	3.96	15.71

Enthusiasm in Teaching	10.0	Never [1] (1.0)	Rarely [0] (2.0)	Sometimes [14] (3.0)	Often [16] (4.0)	Always [59] (5.0)	89.33	4.47	5.0	4.05	16.44
Feedback on Understanding of Students	12.0	Never [0] (1.0)	Rarely [2] (2.0)	Sometimes [9] (3.0)	Often [16] (4.0)	Always [63] (5.0)	91.11	4.56	5.0	3.47	12.06
Overall Control on class	12.0	Never [0] (1.0)	Rarely [1] (2.0)	Sometimes [15] (3.0)	Often [11] (4.0)	Always [63] (5.0)	90.22	4.51	5.0	4.08	16.67
Motivation to learn the subjects	10.0	Never [0] (1.0)	Rarely [5] (2.0)	Sometimes [7] (3.0)	Often [17] (4.0)	Always [61] (5.0)	89.78	4.49	5.0	3.81	14.5
Efforts to improve academic performance of students	12.0	Never [0] (1.0)	Rarely [1] (2.0)	Sometimes [11] (3.0)	Often [15] (4.0)	Always [63] (5.0)	91.11	4.56	5.0	3.58	12.81
Communication Skills	12.0	Never [1] (1.0)	Rarely [2] (2.0)	Sometimes [7] (3.0)	Often [18] (4.0)	Always [62] (5.0)	90.67	4.53	5.0	3.47	12.03
Availability outside the classroom.	10.0	Never [1] (1.0)	Rarely [0] (2.0)	Sometimes [10] (3.0)	Often [17] (4.0)	Always [62] (5.0)	90.89	4.54	5.0	3.55	12.61

# Dr. D. Y. Patil Pratishthan's D.Y. Patil College of Engineering

## Faculty Feedback Report

Note: The following report is confidential. Share it with authorized personnel only.

Faculty Name :	Ganesh Vishnu Gosavi
Department Name :	Department of First Year Engineering
Course Name (Course Code) :	Engineering Mathematics III SE 2019( 207003 SE 2019 )
Overall Percentage Score	91.1
Students Submitted	4

### Objective Questions

Question	Weightage	Option1 [Student's Opted] (Score)	Option2 [Student's Opted] (Score)	Option3 [Student's Opted] (Score)	Option4 [Student's Opted] (Score)	Option5 [Student's Opted] (Score)	%	Mean	Median	S.D.	Variance
Punctuality and Regularity	10.0	Never [0] (1.0)	Rarely [0] (2.0)	Sometimes [0] (3.0)	Often [1] (4.0)	Always [3] (5.0)	95.0	4.75	5.0	0.53	0.28
Subject Knowledge	12.0	Never [0] (1.0)	Rarely [0] (2.0)	Sometimes [0] (3.0)	Often [1] (4.0)	Always [3] (5.0)	95.0	4.75	5.0	0.53	0.28



Enthusiasm in Teaching	10.0	Never [0] (1.0)	Rarely [0] (2.0)	Sometimes [1] (3.0)	Often [0] (4.0)	Always [3] (5.0)	90.0	4.5	5.0	1.06	1.12
Feedback on Understanding of Students	12.0	Never [0] (1.0)	Rarely [0] (2.0)	Sometimes [1] (3.0)	Often [0] (4.0)	Always [3] (5.0)	90.0	4.5	5.0	1.06	1.12
Overall Control on class	12.0	Never [0] (1.0)	Rarely [0] (2.0)	Sometimes [1] (3.0)	Often [0] (4.0)	Always [3] (5.0)	90.0	4.5	5.0	1.06	1.12
Motivation to learn the subjects	10.0	Never [0] (1.0)	Rarely [0] (2.0)	Sometimes [1] (3.0)	Often [0] (4.0)	Always [3] (5.0)	90.0	4.5	5.0	1.06	1.12
Efforts to improve academic performance of students	12.0	Never [0] (1.0)	Rarely [0] (2.0)	Sometimes [1] (3.0)	Often [0] (4.0)	Always [3] (5.0)	90.0	4.5	5.0	1.06	1.12
Communication Skills	12.0	Never [0] (1.0)	Rarely [0] (2.0)	Sometimes [1] (3.0)	Often [0] (4.0)	Always [3] (5.0)	90.0	4.5	5.0	1.06	1.12
Availability outside the classroom.	10.0	Never [0] (1.0)	Rarely [0] (2.0)	Sometimes [1] (3.0)	Often [0] (4.0)	Always [3] (5.0)	90.0	4.5	5.0	1.06	1.12

Date of Campus Recruitment	Name of the Organisation	Name of the HR/ Talent Acquisition Manager	Designation	Our students possessed sound fundamental knowledge of basic concepts of engineering	Our students are abreast with the latest technological developments in industry and are willing to upgrade their skills and learn new things	Our students exhibited professionalism and positive attitude during the recruitment process	Our students possess sound Communication Skills	Our students possess sound Presentation Skills	Overall performance of the Student / Students employed from our Campus in past	Overall Experience at our campus including hospitality	Suggestions / Recommendations for further improvements :	Eligible Branches - Recruitment planned for			
	Kirloskar Pneumatic Company Limited	Ankita Gupta,Nishant Wasal	Senior HR	8	9	9	7	7	8	10	Students are required to be exposed more to practical knowledge.They shall be encouraged to do internship for atleast 3 months in relevant industry for getting more practical knowledge.				
19/11/2024	Qualis Engineers	Ms Falguni Vaidya	HR Executive	8	6	8	7	7	6	8	1.Kindly give job Role clarity to students before the drive in detail. 2.Specific branch students must be allocated				
13/11/2024	Designonr/Teknovace Wood Coatings pvt Ltd.	Smita Singh/Arti Jadhav	HR Executive	9	10	10	9	9	10	10	Little working on communication skills and also positive attitude.				
6/10/2024	Carrier Midea India	Lopa Banerjee	CHRO	6	8	9	7	7	too early	-	Students need more hand on exposure.				
24/10/2024	Johnson Controls India	Saritha Nair	Dept General Manager	7	7	9	8	7	8	10	Groom the students on soft skills and should be able to confidently present the projects				
06/11/2024	Voltas	Harshada Wagh	HR	6	8	10	5	6	7	10	Lack of extra curricular activities because of fair communication skills, Technical interviews were not conducted as per expectation.				
08/10/2024	Saakshi Meditech & Panels Ltd.	Roshan Bhandare Satyaprakash	HR Executive	4	6	8	7	7	8	9	Need active participation with core engg industries & need practical involvement of the students. Student should explain what they learn during course & basic knowledge of engineering Component.	E&TC			
04/10/2024	Darwinbox Digital Solutions	Atharva Sandip	Sr Software Arch	7	8	8	7	8	7	7	Student can practise more on DSA or sites like LeetCode Alumni connect will be helpful for students.	CS/IT/AI&DS			
28/9/2024	Reserve Bank Information Technology Pvt.Ltd	Onam Saxena	Lead HRBP	8	8	9	8	8	8	10	Very well Organised event.Every aspect of it along with talent pool has been top notch. It has been a smooth process,everytime we visit DYP Akurdi for recruitment drives.	CS/IT/AI&DS			
23/9/2024	B G Shirke	Prashant Ambulgekar	VP HR	8	7	7	6	-	7	10	More background knowledge on the nature of role offered by the company is solicited.				
21/9/2024	Jhonson Controls India Pvt.ltd.	Trupti Nimkar	GM-TA	7	9	10	5	6	7	10	Areas of Improvement- Recall of Learnings of students	Civil			
19/9/2024	UNO Minda	Shipra	HR	7	7	7	6	6	8	8	1-Diplomat&ETC)-Basic fundamentals were <u>weak</u> eg. electronic circuits,electronic components,PLC were weak.Equation oh heat how to calculate,could not answer OHMs Law,relationship between resistance and temprature. 2-R&A-Well prepared	Mech/E&TC/Inst&R&A			
22/5/2024	ACG Pharma Technologies Pvt Ltd	Sucheta Rane	Lead -TM,TA,I.&D	6	7	8	7	8	8	10	Be prepared on projects handled and be able to explain properly.				
13/9/2024	Bosch Ltd.	Sarang Ayachit	Head Campus Hiring	6	8	9	8	8	7	10	Amazing Hospitality Core is missing in students	Mech/E&TC/Inst&R&A			
11/9/2024	Winjit Technologies Pvt Ltd.	Anisha Gaikwad	HR	6	7	8	8	7	7	9	Improvement in practical practices,focus on certification /courses,focus on GK/Market analysis,Upskilling on latest technologies/Teckstacks	Mech/E&TC			
21/8/2024	EY GDS	Vibha Laddha	Senior Associate	7	7	9	8	8	9	9	Co-ordination & Hospitality was good. Please take care of cabin arrangements more efficiently	CS/IT/AI&DS/E&TC			
14/8/2024	Uhlmann India Pvt Ltd.	Bhagyashree SamsantoshKur	Asst.Manager	7	6	6	6	6	6	8	Focus on basic fundamental knowledge,Communication skills	CS/IT			
14/8/2024	Uhlmann India Pvt Ltd.	Bhagyashree SamsantoshKur	Asst.Manager	3	3	4	4	4	3.5	7	Need to focus on basic fundamental knowledge,practical knowledge	Mechanical			
14/8/2024	IDFY	SShikha Badwani	Senior Manager-HR	6	6	9	6	7	8	10	Basics/fundamentals need improvement	CS/IT/AI&DS			
9/8/2024	Toshiba Software India Pvt Ltd.	Lokesh Kumar	Associate Lead-HR	6	8	9	7	7	8	8	1.Strengthen Fundamentals & Concepts 2.Members are more focussed on programming.	CS/IT/E&TC			
8/8/2024	Glatt Systems Pvt Ltd,Pune	Gauru Amlekar	HR Executive	6	6	8	7	8	7	9	Students should be informed well in relevance before interview.Should improvise communication skills & presentation skills in candidates. There should be personality development programmes.	MECH/PROD			
25/7/2024	VOIS	Shrinivasan Mudliar	Asst. Manager	9	10	10	10	10	9	9	The experience was good.We got good support from everyone.				
11/7/2024	Masstrams Technologies Pvt Ltd	Samiksha Bhore	Manager HR	5	7	8	6	6	6	5	Candidates details are mismatched.	E&TC			
26/06/2024	Anante Designs	Hemangi Burad	Interior & Architecture	8	9	8	8	8	9	10	Try to improve communication skills of candidates.	Civil			
19/06/2024	VOIS	Chetan Khatri	Senior Manager HR	10	10	10	10	10	10	10	great support system provided.Amazing student coordinators & the entire placement team.Had a great time conducting the recruitment at D Y Patil.Great arrangements done.	AI&DS,CS,IT			
07/06/2024	The Data Tech Labs	Gautami Pawar	HR	9	9	7	7.5	7.5	7	8.5	Improve Coordination. Need to focus on practical knowledge than superficial knowledge.	CS/IT/AI&DS			
05/06/2024	Genintel Technologies	Apoorva Kale Maneesh Kale	HR Manager	9	9	10	9	9	9	10	We are grateful to Mr.Lalit & Placement staff for organising this event with such a short notice . We appreciate the professionalism of the students & staff.	AI&DS			
30/5/2024	Emicon Advisory Services	Rahul Waghale	SLIP	4	5	7	7	7	5	7	We are looking to come early so that we can get good candidates.Most of them are lacking interms of C,C++,Java	CSE/AI&DS/IT			
27/5/2024	Pahawa Metaltch Pvt ltd	Sakshi Katti	Deputy Manager-HR	4	5	7	3	5	6	10	Good Team work	MECH/PROD			
24/5/2024	Polyrub Cooper Standardz Pvt ltd	Dinesh Diwalkar	CHO	6	6	8	5	5	NA	9	1.Students need to know that failure in interview is not the end of world & they need to be in positive state of minds. 2. <u>At</u> the start of career,knowledge has to be on priority & not the post.The students feels degraded if they are deployed on machines,which should be otherway round. 3.The courtesy & hospitality of team was great. 4.Systematic manner of handling was a highlight in the crunch situation(too many companies in a day on sight)	E&TC,Mech/Prod			
23/5/2024	Save Eco Energy India Pvt Ltd	Dr.A. B.Shah	Head-Business Strategy	7	7	8	7	7	7	8	1.Practical exposure through projects are essential. 2.Inhouse knowledge (Theory) should apply in practical.				
23/5/2024	KSB Tech Pvt Ltd.	Sneha Gedam	AM-HR & OD	7	7	6	6	6	7	7	Overall campus drive was good.But the turn out ratio was not as we expected.But the overall arrangement was good.Thanks to the placement team for nice arrangement & coordination.				
22/5/2024	ACG Pharma Technologies Pvt Ltd	Sucheta Rane	Lead TA	6	7	8	7	8	8	10	Basic knowledge about projects handled should be able to explain	Inst/Mech/Prod			
22/5/2024	Raja Software Labs	Sumit Kaulkar	Engineering Manager	7	6	9	7	7	8	10	Students should not restrict themselves to learn one particular technology.Being a fresher ,they should be open to work in any new corent technology.	CS/IT/Mech/Prod/AI&DS			
15/5/2024	Cannon Indikos Machinerics LLP	Nikhil Mahajan	Manager	7	7	9	7	8	7	10	Support from management is fantastic. Students should work on communication.They should document their projects and carry photos/videos.	Mechanical/Production			
9/5/24	Bufab India	Manjushree Reddy	Manager HR	7	8	5	4	5	7	9	Brief students clearly about job role,need to prepare much in terms of communication clarity with the selection of company.	E&TC,Mechanical/Production			
3/5/24	Impression Systems & Engg Pvt Ltd.	Deepak Sungadhi	manager hr	2	8	8	9	7	7	8	students are curious to learn Basic fundamentals of engineering (Designing,SOM,Process engineering,TOM,Thermodynamic) is not upto the mark mathematical treatment to engineering subject is not clear eg. conversion of units (Power,Hydraulic,Stimulation) of power system not known energy flow interconnectivity is not known Be project name has fancy name but work done is not up to the marks	Mechanical/Production			
30-4-2024	NOVA SINTECH	Rohan Warty	Director	5	7	8	7	6	-	9					
29-04-2024	Difacto Robotics Automation	Lata K	General manager-HR	5	5	8	3	5	0	8	1.The students need improvements in the core basic knowledge of subject. 2.The written test result was not upto the mark. 3.The student need improvement in logic & concepts.	Mech/Prod			
24-4-2024	Duroshox Pvt Ltd	Anjali Salian	HR Executive	8	9	9	7	7	8	9	Great interacting with the students & pleasant behaviour of the TPO was appreciative.Looking forward to come for the campus placements next year as well.	Mechanical/Production/MCA			
23-4-2024	Om Sai Intex Pvt Ltd	Jayanthi	Manager -HR	7	8	9	7	6	8	9		Civil/Mechanical			
05/04/2024	Obhans Associates	Harshal Chauhan	St.Associate	7	8	9	7	7	-	10	We had a smooth process.	CS/IT/AI&DS/ E&TC			
02/04/2024	Vaibhav Tech Solutions Pvt Ltd	Mr.Pratim.Vanve	Manager HR & Admin	4	8	9	8	8	8	8	Overall almost all students struggled on their respective core technical basics,eg.B.E in E&TC /Instrumentation knows nothing about voltage,is the serious concer. Communication & clarity of thoughts also has area of improvements. All the Best!	E&TC/Inst/Mechanical			
31/3/2024	Yazaki India Pvt Ltd	Priyadarshi Pradhan	Head HR	7	7.5	8.5	7	-	7	8	Little bit more focus on time management. All other arrangements were well excuted including coordinators. Thankyou for the support in overall process.	E&TC/Mechanical/Production			
18/3/2024	GetMy Solutions Pvt.Ltd	Rajkumar Agale	Admin	7	8	9	9	8	7	9		E&TC/ INST/ CS/ IT			
15/3/2024	Risewise Capital	Isha Ostwal	Marketing Head	8	9	10	9	8	8	10	It was a good opportunity.No feed back as such.	CS/IT/AI&DS			
13/3/2024	Millenium Semiconductors	Deepak Rao	Head HR	8	8	8	8	7	8	9		E&TC			
13/3/2024	ExcelR Edtech Pvt Ltd.	Ashpak R.Kandhari	Manager HR	9	9	10	9.5	9	9	10	Nothing as Such to say.	All Branches			
5/3/2024	Emcure Pharmaceuticals Ltd.	Jaya Lorgani	Manager-TA	8	8	9	8	8	0	9	1.Good Students grooming,well organised program,we enjoyed the hospitality 2.You can students have Council placement team to receive.Also,inform security in regards to placements in Campus.Sign boards could help.	CS/IT/AI&DS			

Date of Campus Recruitment	Name of the Organisation	Name of the HR/ Talent Acquisition Manager	Designation	Our students possessed sound fundamental knowledge of basic concepts of engineering	Our students are abreast with the latest technological developments in industry and are willing to upgrade their skills and learn new things	Our students exhibited professionalism and positive attitude during the recruitment process	Our students possess sound Communication Skills	Our students possess sound Presentation Skills	Overall performance of the Student / Students employed from our Campus in past	Overall Experience at our campus including hospitality	Suggestions / Recommendations for further improvements :	Eligible Branches - Recruitment planned for			
24/2/2024	TTK Prestige	Varun NK	Deputy Manager-HR	7	8	7	4	4	6	9	Students are good.	Mechanical,Production			
15/2/2024	Neilsoft	Faaez Sheikh	Corporate HR	8	7	9	7	7	8	9		Civil			
15/2/2024	Mungi Engineers Pvt.ltd	Sharad Sanap	Manager-HR	7	6	7	8	7	7	7	1.Industrial visit to be done for students 2.Manufacturing Process knowledge to be updated 3.Advanced and current affairs in the field of electronics & mechanical auto sector to be updated for there career progress.	Mechanical,Production			
09/02/2024	Minda Corporation Ltd.	Geetika Saini	Corporate HR	6	7	8	7	6	7	8	1.Technical and academiv portion can be further improved 2.Practical exposure of lab canbe further improved 3.Industrial exposure need to be given to students.	Mechanical,Production / E&TC			
08/02/2024	Tata Communications	Mr.Dhaval Ghatpande	VP	2	8	10	10	9	8	10	1.Good Communication skill 2.Mannerism & etiquettes to be followed during PI 3.Resumes should be in line with JD shared by company	CS/IT/AI&DS/ E&TC			
07/02/2024	Ace micromatic Group	Mr Shrinivasa	Lead HR	7	8	10	9	9	8	10	Please add a CNC or VMC in a workshopwhich is the future & being a pioneer institution,it is the need.	Mechanical			
06/02/2024	Ferretis India	Payal Kudale	HR	2	7	9	8	9	-	10	Looking Forward to have longterm association with the university for all our hiring requirements. Sincere thanks to the TPO Team,the student Volunteers.	Mechanical,Production			
02/02/2024	Indovance INC.pune	Shrutika Bhivapurkar	HR Executive	7	8	10	7	8	8	10	Overall average students,just try to eliminate those student who are more focussed to govt exams& preparing for masters at the time of registration. Students must have knowledge about the company where they are interviewing. all other aspects are good.				
30/1/2024	Tata Communications Ltd	Dhawal	Associate Vice President	7	9	10	7	8	7	10	More of Industrial Exposure	E&TC / CS/ IT/ AI & DS			
22/1/2024	SIDEL India	Abhishek Patnaik	HR Manager	7	7	8	5	6	8	9	1.Impressed with Mech profiles 2.Need to focus on Instru engineers 3.Today being a holiday arrangements lacked speed,but thanks to DYP team for hosting us.	Mechanical , Production			
19/1/2024	Travezy Technologies Pvt.Ltd	Premmala Nalawade	Asst. Manager	8	7	5	7	6	9	9	1.Focus on soft skills for students. 2.Standard Resume format for student. 3.Overall Good experience.	CS / IT/ E&TC/ AI & DS			
16/01/2024	Impression Systems & Engg Pvt Ltd.	Lillesh B Harambe	Asst.Manager-HR	6	7	8	6	5	7	9	Improvemetn in Communication is needed	Mechanical , Production & Instrumentation			
08/01/2024	SIFY	Mayuri P	Director-HR	7	7	7	7	6	7	10	1.To be equipped on latest Network Technologies 2.Communication and presentation can improve	E&TC, Mechanical			
04/01/2024	Neeiamo Enterprises Solutions	Neha Rai	Asst.Manager	8	8	8	5	5	-	9	If students can be groomed to develop communication and confident to ask questions,it will help them a lot.	All Branches			
03/01/2024	Wipro Pari	Kunal Jadhav	Head Campus Recruitment	6	6	6	5	5	4	8	1.College need to work on Mechanical and E&TC department communication part. 2.Basics of the course need to be cleared. 3.Project explanation should be professional	Mechanical, E&TC & Production			
03/01/2024	Wipro Pari	Prashant Jangam	Functional Head-Mechanical	4	6	7	6	6	6	7	1.Need more practical knowledge by having physical lab practicals,field visit. 2.Basic geometry,mechanics,design need to be more emphasis. 3.Sense of accountability for pride to be future engineer (problem Solver) need to be embedded or cultivated.This can be achieved by having prominent personals lecture in any field.	Mechanical, E&TC & Production			
29/12/2023	Kirloskar Pneumatic Company Limited	Nishant Wasatkar	Manager-HR	8	8	9	7	7.5	-	10	Thankyou for very Good experience & hospitality.Improvement areas1.Communication skills can be improved interms of listening of students.2.Industry specific inputs can be provided to students so that they will be in position to understand manufacturing business better. Positives-Sincerity of Students,preparation of interview,humbleness & etiquettes.	Mechanical, Production, Instrumentation			
21/12/2023	Hindustan Platinum	Sunita Velayudhan	T.A Head	8	9	9	7	8	8	10	Washroom hygiene should be maintained,Students need to undergo softskills taining.	Mechanical, Chemical & Production			
20/12/2023	Amiad filtration Systems India Pvt.Ltd.	Kaushik Harlikar	Manager Finance	8	9	10	9	10	10	9	Practical knowledge and experience to be provided to students,Basic knowledge of computer skills need to improve,Type of engineering industry and there process system need to add in practical session.	Chemical & Mechanical			
18/12/2023	Stonewain Systems India Private Limited	Anrit Pal Singh Brar	Assistant Manager HR	7	7	6	6	6	6	9	1. Please fix up Connection issues 2. Onus on Soft Skills 3. Revisit the curriculum keeping the industry in mind It was a great experience, second year in a row, all thanks to Vipul Sir and Jasmita Madam.	CS/ IT			
15/12/2023	PPS	Rakesh Walniki	Manager -HR & Admin	7	8	8	5	7	7	9	Need more exposure as per industry standards.Make Structural Design course as part of curriculum so that students will be more competitive compared to other colleges.	Civil			
14/12/2023	Bitwise Solutions Pvt.Ltd.	Kalyani Fendar	Talent Acquisition	7	8	8	7	7	8	10	Overall Great experience,good coordination,Wish to come back soon.	CS/ IT/ E&TC/AIDS			
13/12/2023	Ingenious Engineering & Automation Pvt. Ltd	Mr. Satish Kulkarni	Director	8	8	8	7	8	8	10	Most Instrumentation & Control students appear well prepared. E&TC students need more technical skills comparatively. We select candidates on the basis of Technical skills with more weightage on attitude & willingness to learn.	Instrumentation & Control , E &TC			
12/12/2023	UNO Minda	Jayanti Pandaya	General Manager	6	-	10	6	3	-	8	Practical Approach & Connect to Industry is required Application of all Scientific PRINCIPLES was missing	Mechanical, E&TC			
05/12/ 2023	Meenakshi Metal Forms Pvt. Ltd.	Ajay Bhatnagar	Head Business	8	7	7.5	9	8	9	9	More candidates should be available for the interview process.	Mechanical & Production			
6/11/2023	Polaris International Industries, Dubai	Himanshu	Managing Director	5	6	7	6	0	-	9	Students should be confident in GD and speaking English	Civil & Mechanical			
	Testo India Pvt. Ltd.	Gayatri Walimbe	HR Manager	9	8	10	6	8	9	10	More focus on Academics should be on improvising English Speaking and confidence building in their career	E&TC			
29/09/2023	Torrecid India Pvt. Ltd.	Apurv & Kartikay	HR Manager & HR Executive	7	7.5	8	7	8	7	9	We expect better number of students to have better selections during the interview process	Chemical & Mechanical			
11/09/2023	Bosch	Sarang Ayachit	Head Campus Recruitment	8	9	10	9	9	9	10	CROSS COLLABORATION PROJECTS with other streams. Make more CLUBS, which are student driven & headed by HOD	Mechanical / Production			
22/08/2023	Toshiba Software India Pvt Ltd	Lokesh Kumar	St. Associate HR	6	6	7	7	7	7	7	Students lack in Fundamentals of OOPS Concepts and Logic Problem Solving Skills. 25 % of students were found practising plagiarism during online assessment.	CS/ IT/ E&TC			
30/06/2023	Cloud4c	Sudhendra G. Kulkarni	Vice President	8	6	7	5	5	7	9	The drive was certainly handled well. A Bit of delay in the process to begin in the morning & restart after the break could have been avoided to get it seamless. Overall V Good.	CS/IT			
26/06/2023	Palwa Metal Tech Private Ltd	Sakshi Katti	Deputy HR Manager	7	7	8	5	6	7	10	CV's Design needs help. Proof Reading of CV's. Importance of Basic Engineering concepts needs attention.	Mechanical / Production			
23/06/2023	Indovance Pvt Ltd	Shrutika Bhivapurkar	HR Executive	7	6	7	8	7	8	9	Before appering for any interview, students should be clear about the job profile and company portfolio. They need to explore different domains in mechanical ind=ustry in order to make them job ready.	Mechanical / Civil			
22/06/2023	B&R Automation	Ranjith R	Manager Automation & Engineering	5	8	9	8	8	6	9	Few students scored ZERO in Technical written test for basic knowledge. A lot of Instrumentation students could not answer what is P & R. Aptitude was good for all candidates, Communication Skills are also good. Needs improvement in Logical Reasoning and understanding of why & how they have done their final year project.	Instrumentation /E &TC			
21/06/2023	BEE Corporation	Ashok Desai	General Manager HR	6	4	7	6	NA	8	7	Need Pre Placement Cell for proper briefing to students. Over All Good	Mechanical			
20/06/2023	Kirloskar Chillers	Shantanu Jowardkar	St. Manager	6	7	9	6	7	7	8	It was a good experience, good infra and facilities. Students should work on basics and fundamentals. Communication Skills have scope for improvement.	Mechanical			
19/06/2023	Torrecid India Pvt. Ltd.	Kartikay & Pallavi	HR Manager	6	6	9	7	6	7	10	-	Mechanical / Chemical / Instrumentation / Production			
13/06/2023	CYIENT	Sneetham Ram	Manager HR	6	6	7	6	6	NA	8	Fundamental Concepts such as Structural Mechanics, SOM were not clear. Communication Skills Needs improvement. Specialized Certifications/ Courses such as SAP, STAAD, ETAB, ANSYS will act as an add onn in the profile of the candidate.	Mechanical / Production/ Civil			
01/06/2023	Bosch	Neha Pareikh	Manager - HR	8	9	9	8	8	9	10	Very nicely managed Pooled Campus Recruitment by DYPatil Staff. Hospitality and facilities are very good.	Mechanical / E&TC			
30/05/2023	Instor	Nitin Mane	Manager - HR	7	7	8	9	8	9	9	Need to work on Basic fundamentals. Need to understand the application & purpose of any project. Please suggest to read "Westermann Table" book , which will behelpful for everyone to sustain in any industry.	Mechanical / Production / Instrumentation			
18/05/2023	Siddhatech	Akash bihade	HR Manager	7	6	9	8	8	8	9	Overall students had good fundamental knowledge. However students need more hands on practice.	CS/ IT			

Date of Campus Recruitment	Name of the Organisation	Name of the HR/ Talent Acquisition Manager	Designation	Our students possessed sound fundamental knowledge of basic concepts of engineering	Our students are abreast with the latest technological developments in industry and are willing to upgrade their skills and learn new things	Our students exhibited professionalism and positive attitude during the recruitment process	Our students possess sound Communication Skills	Our students possess sound Presentation Skills	Overall performance of the Student / Students employed from our Campus in past	Overall Experience at our campus including hospitality	Suggestions / Recommendations for further improvements :	Eligible Branches - Recruitment planned for				
15/05/2023	Warade Packtech Pvt. Ltd.	Varsha Indalkar	HR Assistant	5	4	6	6	6	5	6	-	Mechanical/ Production				
18/03/2023	Apex Fund Services LLP	Smritirekha Chaudhary	HR	6	7	8	9	9	NA	8	1. Student should not be too specific about their technology at start. 2. Students should answer all questions based on their Resume. 3. Prepare better resumes	CS/IT/E&TC				
	BlueBinaries Engineering & Solutions Pvt Ltd	Shilpa Prasanna	Manager- Talent Acquisitine	4	3	3	3	4	4	4	Quality of candidates need to be Improved	CS/IT/E&TC				
	BITWISE	BIRBAL Suryakar	Talent Acq Consultant	5	7	8	5	6	7		1 Focus on core programming Skills to build a strongFoundation 2 SQL skills were on a weaker side 3 Communication skills, Eye Contact, Soft skills need improvement.	CS/IT/E&TC				
	Rockwell Automation India Pvt Ltd	Vishwesh Anantharaman	Engineering Manager	6	7	7	6	6	6	8	More focus on technical group of concept & communication Skills.	CS/IT/E&TC				
11/05/2023	Save Eco Energy India Pvt. Ltd.	Shivani Prikar	Executive HR & Admin	4	7	8	8	7	8	10	Basic Engineering knowledge of students must improve. Students CV should be more detailed.	Mechanical				
09/05/2023	Glatt Systems Pvt Ltd	Sandeep Sawant	Director HR	6	7	8	7	8	7	9	Good students with Presentation skills . Need improvement in Fundamentals and basic knowledge.	Mechanical / Production				
29/03/2023	Mold-Tek Technologies Ihd	K. Srikanth	DM-HR	7	7	6	6	7	7	6	Excellent. Students need to be give training in Catia & UG-NX	Mechanical				
15/3/2023	Minda Corporation Limited	Gaurav Soni	Lead - HR & IR	7	8	9	7	7	8	9	Overall very good support & coordination from institute	Mechanical / Production / E&TC				
21/02/2023	Jaro Education	Abhay jeet Zulshi	Assistant Manager-CR	9	9	9	6	6	9.5	10	Thanks for hosting jaro education at your campus. I really liked your efforts. Candidates need to	All Branches				
16/1/23	Tata Communications Ltd	Isha Gandhi	Manager	8	7	8	6	6	8	8	Communications & Soft Skills	CS/IT/AIDS/ E&TC				
17/12/2022	Rockwell Automation India Pvt Ltd	Sudha K.	HR	7	7	9	8	7	7	10	NA	CS/IT/AIDS/ E&TC				
7/12/2022	Wordline Global Services Pvt Ltd	Arvind Joshi	HR	8	8	9	9	8	8	8	-	CS/IT/AIDS/ E&TC				
	A-1 Fence Products Company Pvt Ltd	Manish Bhosale	Manager								1. No of Candidates Registered & Attended had major difference, so college needs to ensure some minimum participation 2. Speaker System in auditorium was weak. 3. College should work towards prepares students for such interaction.Overall students were in stress and hesitant in seeking more information 4. Individual visits should increase if they are already happening . This increases overall awarness on core engineering					
6/12/2022				5	6	8	6	5	NA	8						
26/11/2022	ValueLabs	Rahul Verma	HR	7.5	7.5	9.5	8	8	8	8.5	Need to have coding classes and career development classes.	E&TC/ IT				
	VECV ( Volvo Group of Companies )	Deependra Kumar	Area Manager	8	9	10	9	9	9	10	It was a great experience to Intract with students and faculty. Students are being groomed on technical aspects but also professionalism. A Small to enhaver communication skills. we wish all the best to students and college management.					
	SUPERBAS	Tejashree Bhosale	St Manager-HR	7	6	7	5	5	NA	6	Thank you for Hospitality & all the Arrangements 1. Students need to be groomed on presentation , group discussion, Language Skills, Practical Experienced and Projects 2.Discipline to be maintained while online test. College needs to organise the sitting arranged & Faculty to ensure there is no malpractices. System requirements to be improved with updated software.					
18/11/2022	CHILSA CUBIC	Harihara K	M- L & D	6	6	5	5	8	5	5						
18/11/2022	Springer Nature	Swapnil Gaikwad	Se HR Executive	5	7.5	7	5	6.5	6	7.5	Need more rooms for Interview					
13/11/2022	Stonewain Systems India Private Limited	Amrit Bbar	Manager-HR	7	7	8	7	7	7	7	Some students were not Speaking at all. Some Sounded Under Confident . We got our Candidates but there was a gap between performance in Online test and Interviews					
10/11/2022	NTT DATA	Sanjay Khorate	St Director	6	6	8	6	6	7	9	Students to take up Internships, Projects with industry-should be more /increased.					
7/11/2022	UNO-Minda	Akbar Talat	Senior Lead	7	6	8	7	NA	7	8	Soft Skills of Girls need to be improved. Overall its good pool of talents with Students.					
12/10/2022	UNO-Minda	Akbar Talat	Senior Lead	7	6	8	7	NA	7	8	Overall Students should be more focused towards programming & Trending Technology & tools.Students Should have Practical Knowledge					
29/07/2022	Ksolves India Limited	Pooja Lele	HR Manager	8	7	10	10	9	9	10	Student quality got declined since our last campus in 2019. Grooming of students required as basics of technical knowledge is lacking amongst the students.					
13/09/2021	Mastek- Evosys	Bharat D	HR Manager	6	6	8	5	5	5	9	Students need more training on technical aspects( eg. their basic concepts) General awareness might also need improvements. They lack Knowledge in extremely basic terms of computer Science. All the best and congratulations to all students for their participations.					
28/09/2022	Jio Platforms Limited	Vartika Chawla	Deputy Manager	6	5	8.5	8.5	8.5	7.5	10						
13/09/2022	HPE( Hewlett Packard Enterprise)	Ashirwad Anil Rao	Campus Recruiter	8	8	8	7	7	8	9	Some of Students were too nervous and due to which they were unable to speak hence more of Public speaking trainings that can help the students to work on that fear.					
6/10/2022	Forvia	Bhushan Khanore	India Talent Hub	4	3	6	3	5	NA	5	Practical how-how & Exposure B needed. Improvement to Understand project vs Student working on in.Engineering drawing understanding is weak. Engineering Fundamentals & basic to workups. English Language & communication workshop & follow up will help students to build confidence.					
30/8/2022	Travezy Group	Premila Nalawade	HR	7	8	7	7	7	7	8	Labs should have been prepped in advance. Stationary should be arranged in advance in respective rooms. Projectors should be Improved.					
29/8/2022	IDFY	Shruti Srivastava & kajal Pat	HR Manager	6	7	10	9	9	8	10	Everything was good. Staff and Students were professional. Overall we Liked the campus Placement process. No recommendation from our end. Tech: More focus on SQL. A good amount of students have hands-on Experience which is good. claud deployment innovations/ hands- on from campus would be good Students have to improve basic skills. Recommendation: Request you to organize a techtalk sessions from the companies, so that they know what and al should prepare and it helps students what expects from companies point of view					
3/9/2022	Toshiba Software India Pvt Ltd	Lokesh Kumar	St. Associate-HR	5	6	7	7	7	7	8	Training students on basic programming & database. Making them aware about the technology & trends in market and Grooming them accordingly					
30/9/2022	Newgen Software Tech Ltd	Rohan Sudam	HR-Manager	8	8	8	7	7	8	9	No specific Feedback,Although would have loved if the rooms were allocated beforehand.					
30/8/2022	Cornerstone On Demand	Shadab Kazi/Krupa Nagda	Team Manager	7	8	8	7	7	NA	8	Need to Improve more on basics and fundamental knowledge of engineering. Whatever the intake we expected it was very least (not even 50%). Students need to take placement seriously.					
4/6/2022	Digvi Torqranfer Systems Ltd	Smita Shanbhag	Manager -HR	5	NA	8	NA	NA	7	10	Majoring of students lac the basic knowledge (e.g. voltage in household plugs, battery Voltage, even basic concepts like PCBs, Compensents which they have used in their projects work seem to be unknown to most of students.					
20/5/2022	Vaibhav Tech Solutions Pvt Ltd	Shruti Maheshwari	HR	2	4	8	6	7	5	7	Good response .Pleasant experience interacting with Students and TPO					
18/05/2022	Emerson Innovation Center Pune	Kaustubh Joshi		6	6	9	9	8	NA	10	Improve industry interface & exposure. Assign expert relevant projects beyond Technical ones. Focus on fundamentals of Engineering and its applications.					
12/5/2022	ISMT Ltd	Soni Singh	Associate VP	7	7	8	8	7	NA	9	Improvement of technical expertise can be arranged by arranging mock interview trials.					
6/9/2022	Praj Industries Ltd	Manjiri Joshi	Deputy Manager	7	6	8	7	6	6	8	Need to Improve behaviour & personal Before Attending interview need to visit website of the company. Resume/CV need to improve , lots of information missing.					
06/05/2022	Praj Industries	Ajinkya Kulkarni	Chief Manager	6	5	6	7	7	8	9	Grooming part can be improved rest all is well.					
6/6/2022	Extra Marks Education India Pvt Ltd	Arpita C	St. Manager	7	8	8	6	7	7	9						
02/06/2022	Saveco Energy India Pvt Ltd	Shradha Joshi	HR Head	7	8	9	8	8	NA	10						
4/3/2022	Minda Instruments Ltd	Vrushali Deshmukh	St Executive-HR	7	6	7	7	7	7	9	Good Arrangement					
22/04/2022	Indovance Pvt Ltd	Revati Nawghare	HR Executive	5	7	6	6	7	7	10	Students needs to upgrade their technical skills, explore more about what market needs. Overall good experience. Students are willing to learn and grow.					
25/02/2020	Fox southons Pvt Ltd	Sachin Raganath Deshmukh	St General Manager	5	6	5	7	6	5	8	We request you to focus on engineer's mental ability and basic engineering concept. We require engineer has to industry ready as per industry requirements.					
30/01/2020	Voltas	Nilesh Bhamere	Hr Business Partner	6	7	7	6	7	7	8	Students are very good in knowledge and presentable. Management has taken efforts to groom them.Students are open to move to any loaction for job. would like to have campus recruitment every year					
22/02/2020	TATA -AIG	Gurpreet Singh	Chief Manager-HR	6	6	8	7	6	NA	10	Summer internship projects done should be studied in depth by students					
8/12/2020	Endurance International Group	Sarah Roy	Campus Team	6	5	8	6.5	7	7	10	Overall Feedback: They should work on their communication skills, overall personality development. Technical Feedback: 1) They should work on their resumes Ideally mentioning what they have completely worked on and not templated.2) Read about the company,the job description, industry. 3) Mention the projects they have worked on.					
27/12/2021	Ubisoft Entertainment India Pvt Ltd	Neha Chobolkar, Vanita Iyer, Maryuri saxena	Recruiter	6	7	7	6	6	7	8	Lacking communication skills, not aware about industry.					
25/06/2021	Estatemint	Rutuja salunke, Amruta Thak	Recruiter	8	9	10	9	8	8	9	soft skills of the students should be improved.					
14/01/2020	Housewalas	Tanuja Tiwari	HR & admin Executive	7	8	8	7	7	8	8	systematic Process					
13/01/2021	Quality kiosk technologies	Shilpa Hadke	Manager-HR	5	6	7	5	5	8	9	Student miss the learning attitude . Some lack communication skills.					
28/03/2021	Clear Trail Technologies	Nitin	Deputy Manager-HR	3	5	8	7	7	4	7	Efforts on core programming skills are required. More exposure on Industrial Projects are required. Students have good attitude and communication skills which is their strength. Students must focus on basic C/S fundamentals					
31/01/2022	Konecranes and Demag Private Ltd	Tanuu Sharma	HR Manager	5	8	8	6.5	6	6.5	6.5	Engineering fundamentals and confidence/ Communication skills need to improve					
16/9/2022	RBL Bank	Prajakta	VP-HR	7	8	9	9	NA	NA	10	Technically sound,however can build more on confidence &presentation skills. Ability to ask more questions to the panel.					